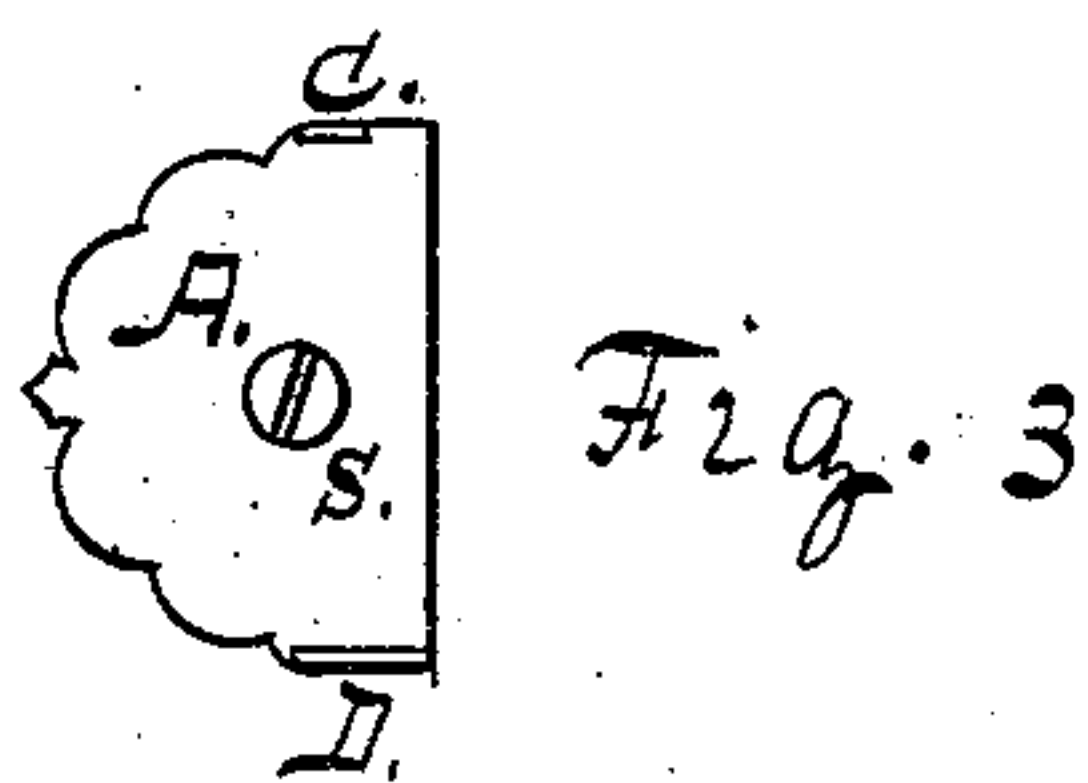
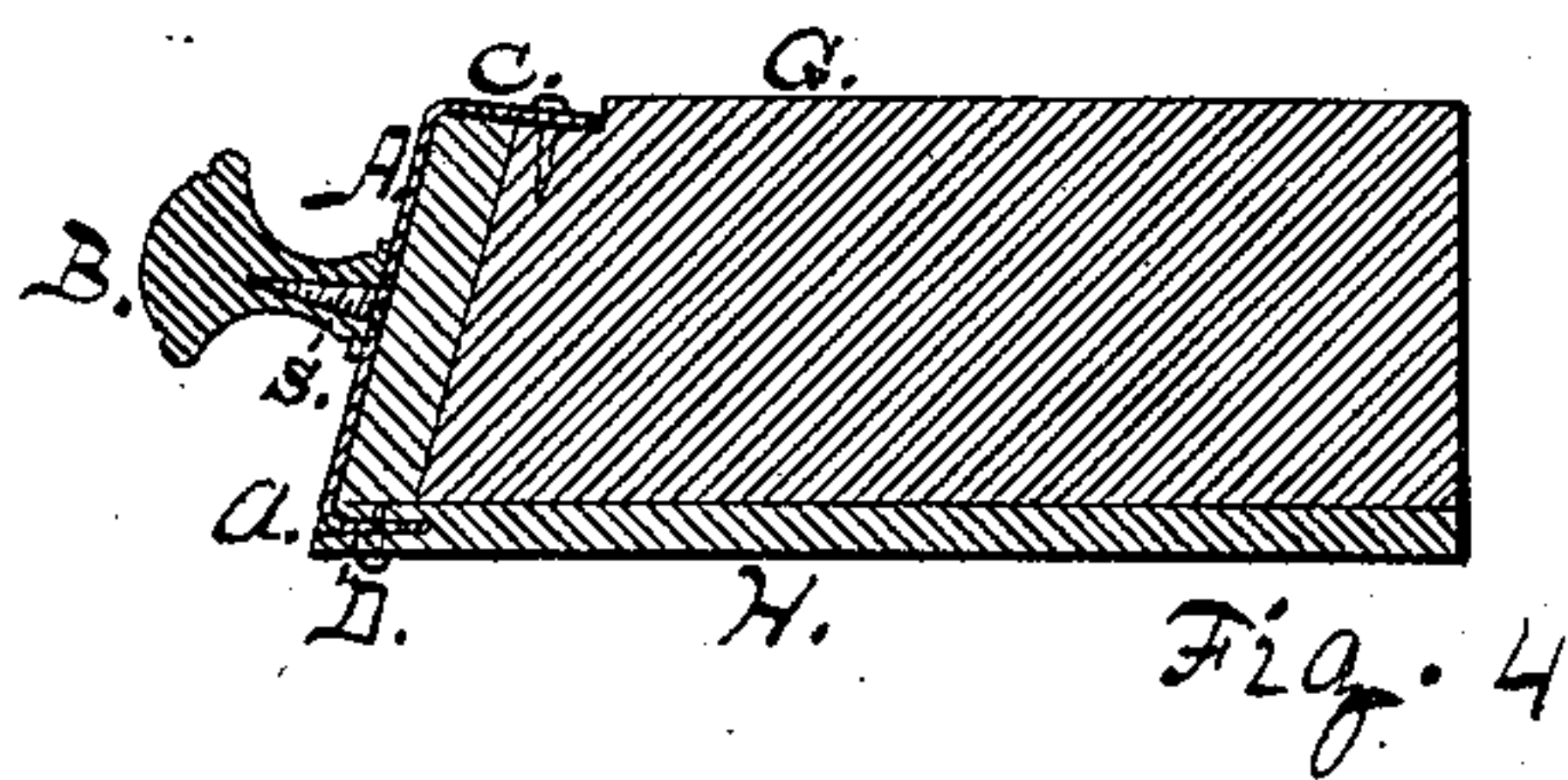
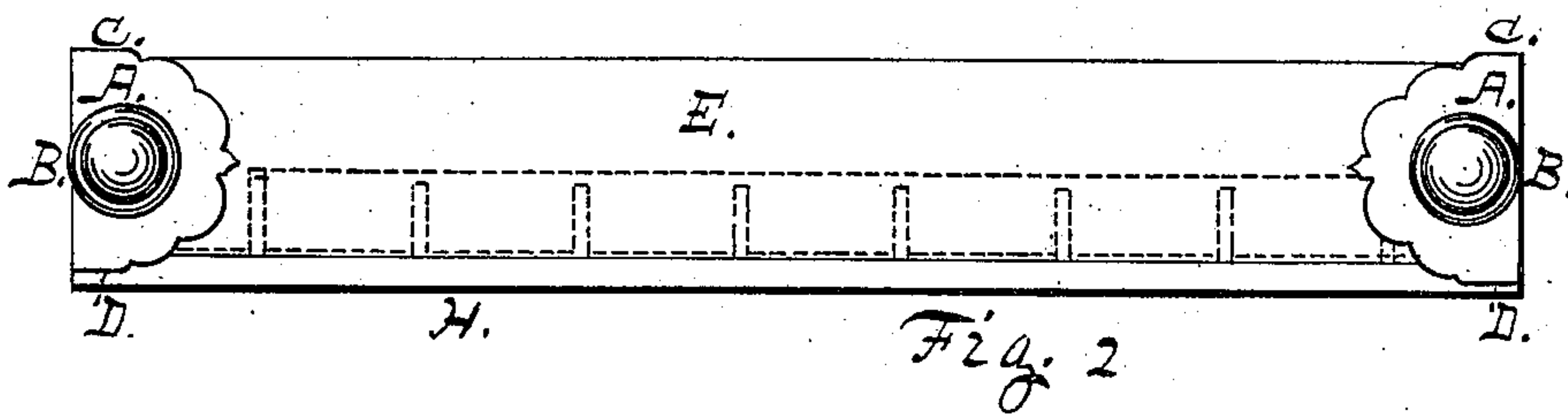
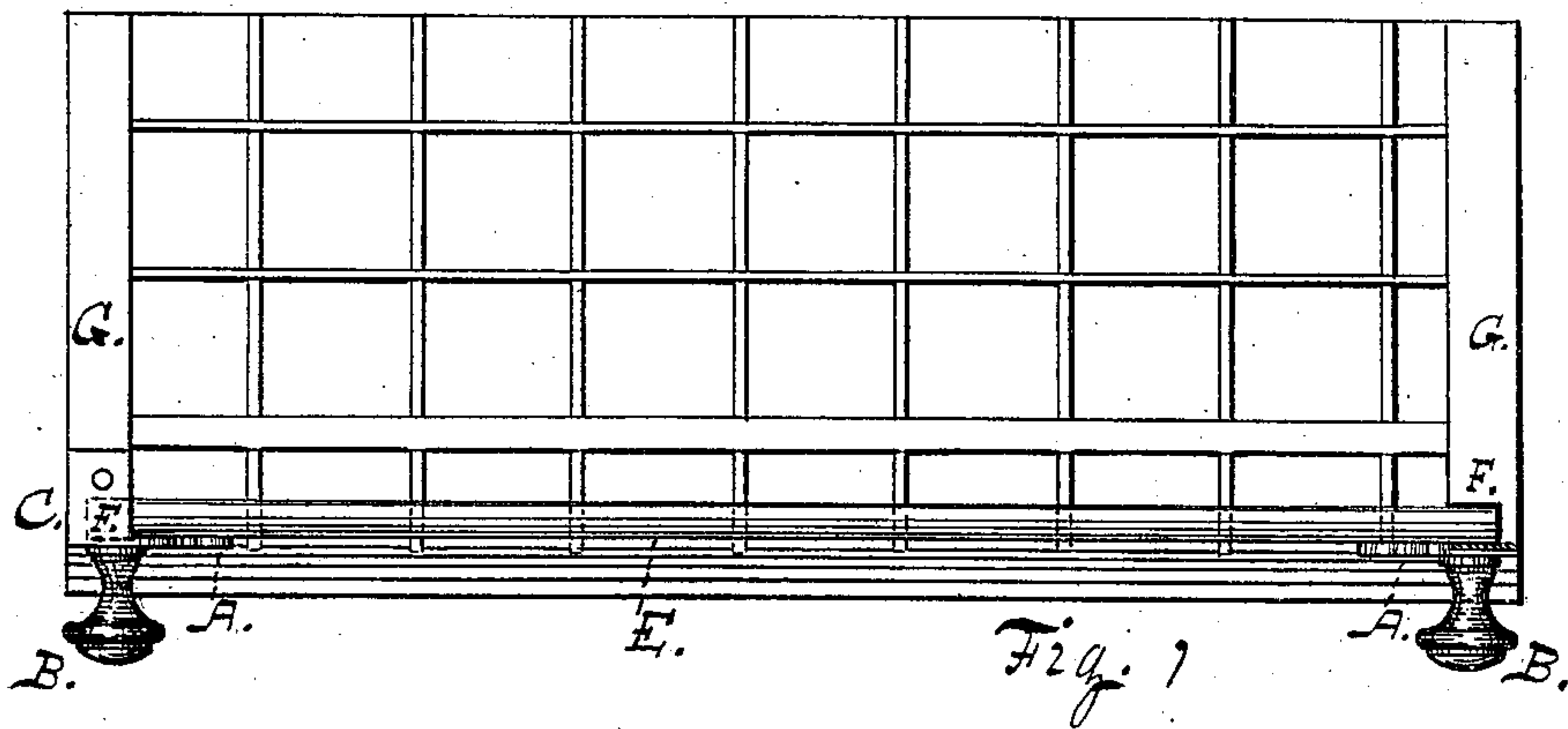


J. HEY.  
SHOW-CASE.

No. 193,334.

Patented July 24, 1877.



Witness  
Horace Harris  
James H. Burnett,

Inventor  
Jacob Hey

# UNITED STATES PATENT OFFICE.

JACOB HEY, OF NEWARK, NEW JERSEY.

## IMPROVEMENT IN SHOW-CASES.

Specification forming part of Letters Patent No. **193,334**, dated July 24, 1877; application filed June 20, 1877.

*To all whom it may concern:*

Be it known that I, JACOB HEY, of Newark, in the county of Essex and State of New Jersey, have invented a new and useful Improvement in Clasps for Glass-Front Drawers, which improvement is fully set forth in the accompanying specification and drawings, in which—

Figure 1 is a plan, Fig. 2 is a front, and Fig. 3 a view of a clasp, detached. Fig. 4 is a sectional view from the front, through the knob, and through one of the sides.

My invention relates mainly to that class of drawers used in a cabinet for samples, as of spools of thread or silk, in which a glass front is used, that the kind of goods may be seen without opening the drawers. To hold these fronts in place and attach the knobs thereto, without having holes in the same, is the object of this invention.

Accordingly, I stamp a clasp, A, out of sheet metal—it might be cast, perhaps, just as well—with some ornamental pattern, to which I attach a knob, B, by putting a screw, S, through from the back of the clasp into the knob. This clasp is made with narrow strips C and D, which are bent over at right angles from the back, by which the clasp is to be attached to the drawers.

The glass front E is fitted to the drawer by having gains F cut in the end of the side pieces G of the drawer, and the glass is placed

in front of the box, the ends resting in these gains. The clasp is then attached to the drawer by having the lower strip D inserted in a kerf, *a*, in the bed-piece H of the drawer, and through it from below a nail is driven up into the side G.

The upper strip C is let into the top of the side G, so as to come flush with the top, when a nail is driven into the side G to make it fast. The clasp then binds the ends of the glass front, which is held in position in the drawer without having a hole through it, and the knob is secured to the clasp by the screw S, and the clasp is secured to the drawer by the strips C and D, nailed or screwed to the drawer side G.

The lower strip D might be the same as the upper strip, let into the lower side of the bed H, and answer the purpose, although I preferably employ the present mode by inserting it in the kerf *a*.

Therefore, what I claim as my invention, and desire to secure by Letters Patent, is—

The clasp A, having the knob B attached thereto by the screw S, and having the right-angle strips C and D, for attaching it to the drawer, substantially as and for the purpose specified.

JACOB HEY.

Witnesses:

HORACE HARRIS,  
EDWARD J. KENNY.