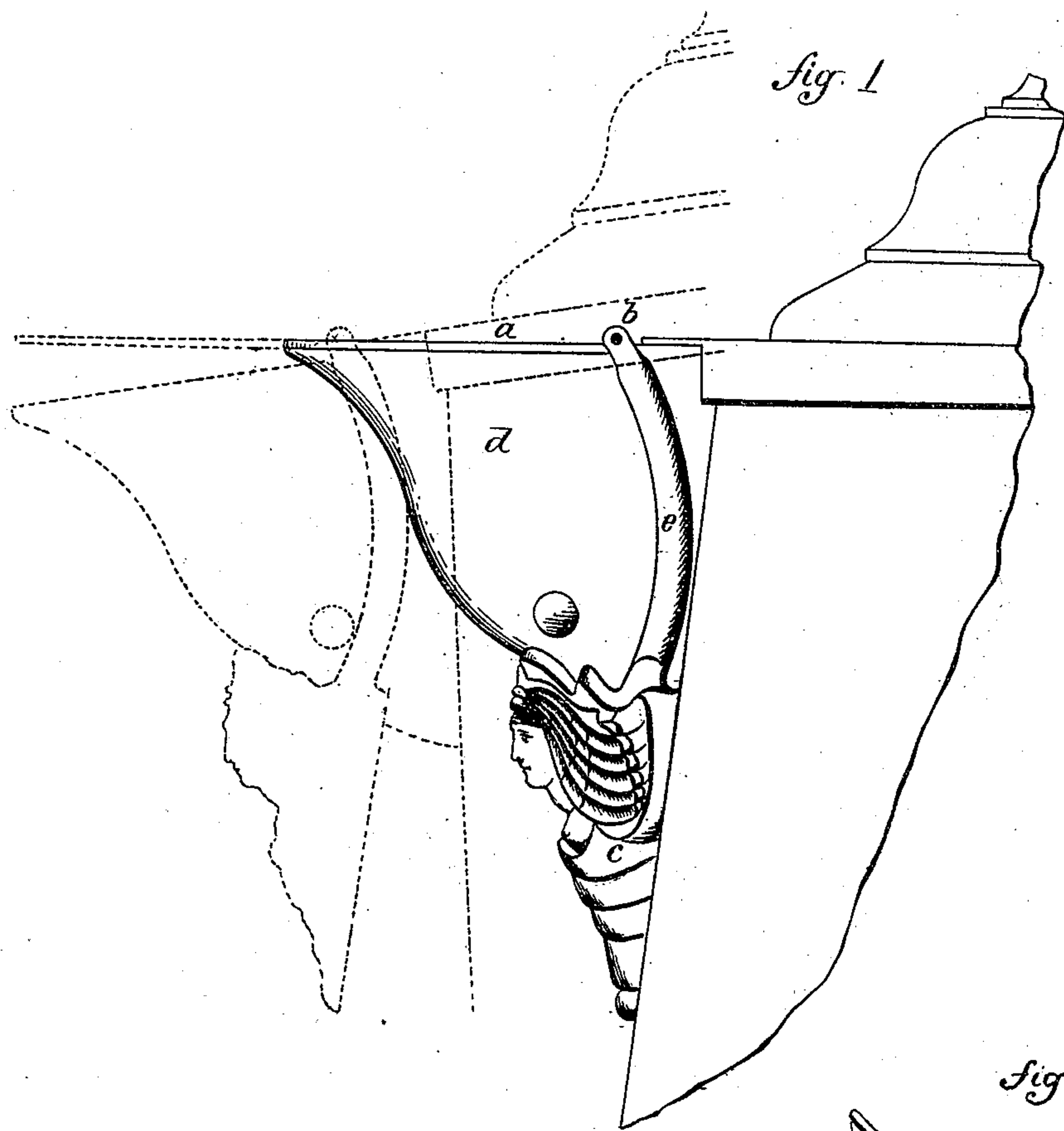


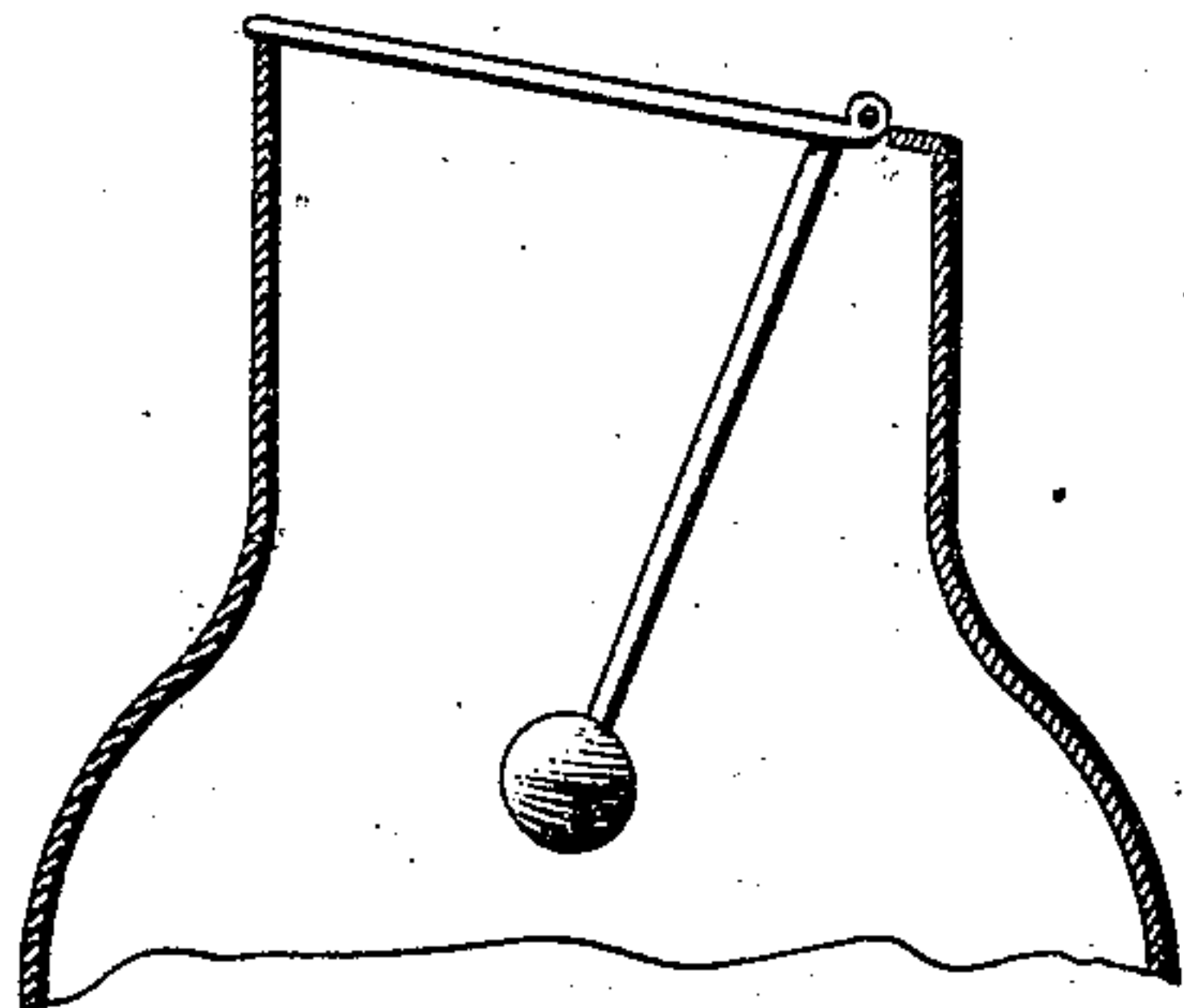
E. A. PARKER.  
PITCHER.

No. 193,277.

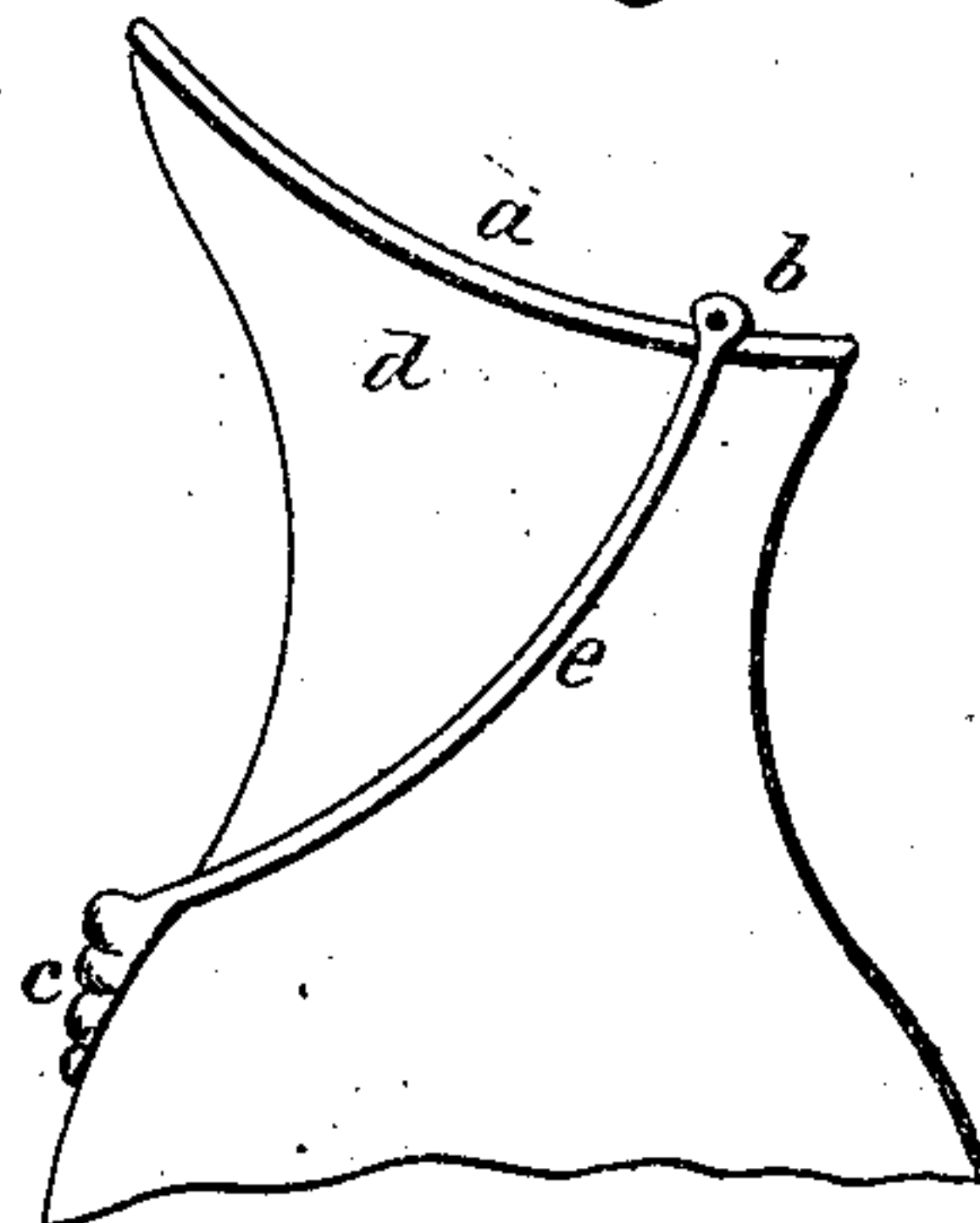
Patented July 17, 1877.



*Fig. 3*



*Fig. 2*



Witnesses:

*J. H. Shumway*  
*Clara Broughton*

*Edmund A. Parker*  
Inventor.

By Atty.  
*Wm. E. Earle*

# UNITED STATES PATENT OFFICE.

EDMUND A. PARKER, OF WEST MERIDEN, CONNECTICUT, ASSIGNOR OF  
ONE-HALF HIS RIGHT TO JOHN E. PARKER, OF SAME PLACE.

## IMPROVEMENT IN PITCHERS.

Specification forming part of Letters Patent No. **193,277**, dated July 17, 1877; application filed  
March 9, 1877.

*To all whom it may concern:*

Be it known that I, EDMUND A. PARKER, of West Meriden, in the county of New Haven and State of Connecticut, have invented a new Improvement in Pitchers; and I do hereby declare the following, when taken in connection with the accompanying drawings and the letters of reference marked thereon, to be a full, clear, and exact description of the same, and which said drawings constitute part of this specification, and represent in—

Figure 1, a perspective view, and in Figs. 2 and 3 modifications.

This invention relates to an improvement in that class of pitchers which are provided with a cover for the pouring-spout, such as ice-pitchers, sirup-pitchers, &c. In the latter the cover for the pitcher makes the cover for the spout, the object of the invention being to provide the spout-cover with means for automatically opening and closing it.

It consists in combining, with the spout-cover of a pitcher, a weight attached upon the closing side of the cover, and at or forward of the hinge by which the cover is hung to the pitcher.

In pitchers in which the spout has an independent cover, as in ice-pitchers, *a* represents the cover, which is hinged as at *b*; *c*, a weight, here represented as a corbel, beneath and supporting the spout *d*. From this weight *c* a strap or connection, *e*, extends around the spout to the hinge, is there attached to the cover, and arranged so that when the cover is

closed the weight will be close to the body of the pitcher; hence, when the pitcher is tilted the weight will swing outward and open the cover, as indicated in broken lines, and when the pitcher is set upright will close the cover, all by the simple gravity of the weight.

In that class of pitchers in which the cover for the pitcher makes the cover for the spout, as in sirup-pitchers and the like, as seen in Fig. 2, the cover *a* is hinged at *b* in the usual manner, and so as to close over the pouring-spout *d*, and the weight *c* is on the front of the pitcher below, with a strap, *e*, extending back around the neck to the hinge, or the weight may be arranged inside, as in Fig. 3, but so as to swing forward when the pitcher is tilted to open the cover, and backward to close the cover when the pitcher is set upright.

I do not, broadly, claim the cover of a pitcher operating automatically by means of a weight attached thereto, as such I am aware is not new.

I claim—

In pitchers and like articles in which the spout is closed by a cover, the combination of a weight with said cover, when said weight is attached upon the closing side of the cover, and at or forward of the hinge, substantially as described.

EDMUND A. PARKER.

Witnesses:

GEORGE A. FAY,  
CHAS. H. SHAW.