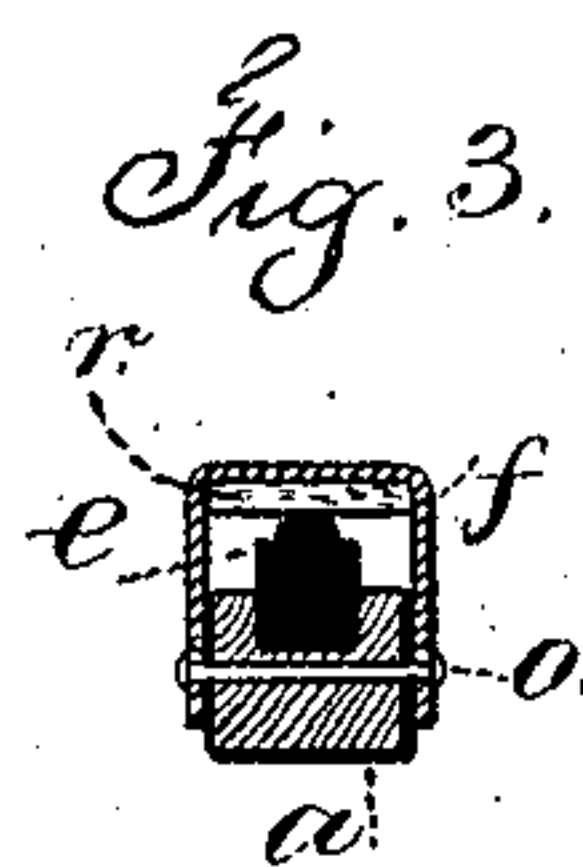
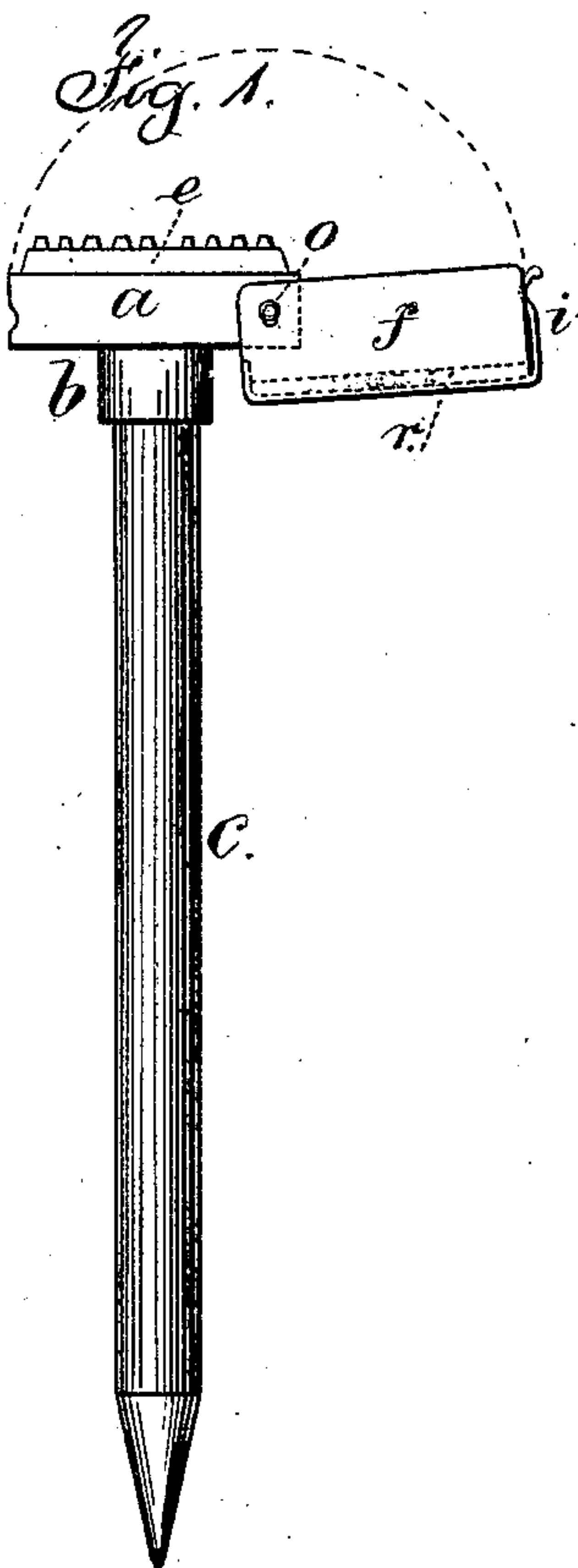
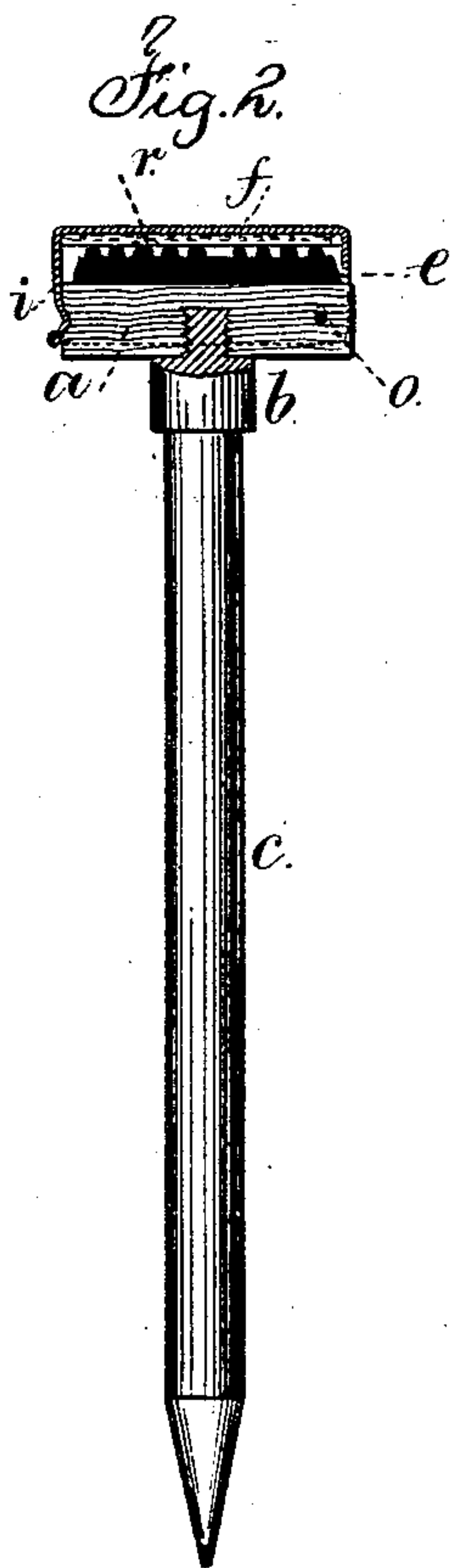


S. B. SCOTT.
INDIA-RUBBER STAMPER.

No. 193,187.

Patented July 17, 1877.




Witnesses

Chas. H. Smith
Harold Perrell

Inventor

Seth B. Scott.

for Lemuel W. Perrell


att'y.

UNITED STATES PATENT OFFICE.

SETH B. SCOTT, OF NEW YORK, N. Y.

IMPROVEMENT IN INDIA-RUBBER STAMPS.

Specification forming part of Letters Patent No. **133,187**, dated July 17, 1877; application filed January 2, 1877.

To all whom it may concern:

Be it known that I, SETH B. SCOTT, of the city and State of New York, have invented an Improvement in India-Rubber Stamps, of which the following is a specification:

India-rubber stamps are extensively used in mercantile shipping, banking, manufacturing, and other businesses; but difficulties prevent their use as a portable or pocket stamp on account of the cumbersome and troublesome character of the inking-pads and the boxes containing the articles required with such stamps. Another difficulty arises from the liability to soil the fingers with ink in handling the stamp, ink, and pad when using them, and also when removing them from and replacing them in their box.

I overcome these difficulties by combining with the rubber stamp a case and inking-pad, attached to the stamp in such a manner that the case can be turned aside and the stamp used in the ordinary way, and when swung over the type the letters are protected from dust or injury, and the ink on the pad, which is in the bottom of the cover of the shield, is kept from coming in contact with the pocket or the articles contained in it, and at the same time the ink is applied to the type, and thereby they are always ready for immediate use. The ink upon the type does not become dry, and the ink-pad is inclosed and protected from foreign substances.

I also make use of a pencil as the holder or handle for the stamp, and thus have in one implement that which has before been separate, and hence the person using the rubber stamp has only one implement to carry.

In the drawing, Figure 1 is a side view of the stamp with the case thrown back. Fig. 2 is a section of the stamp and case and elevation of the pencil, and Fig. 3 is a cross-section of the stamp and case.

The stamp-holder *a* is made with a socket, *b*, for the handle. I prefer and have shown the pencil *c* as said handle, the pencil-head entering the socket, and being held by a screw-thread within the socket, or otherwise.

The india-rubber stamp is made of the layer of rubber *e*, with type projecting from its face, or else separate type are inserted into the grooved face of the stamp-holder *a*. These separate type are often preferable, as they can be changed or composed as circumstances may require.

The case *f* is made, by preference, of metal, and it is of a size and shape to fit upon the type-holder *a*. I have shown it as attached to the holder *a* by a pivot-pin, *o*, that passes loosely through a slotted hole in either the type-holder or the case, and a spring, *i*, serves to hold the case to the type-holder *a* when in the position shown in Fig. 2.

Within this case *f* is the inking-pad *r*, that comes into contact with the faces of the type when the case is closed, and the ink upon said pad inks the surfaces of the type, at the same time that dust is excluded and the ink kept in a good condition.

When the case is swung back, as in Fig. 1, the stamp can be used in the ordinary way.

I claim as my invention—

1. The combination, with an elastic stamp, of a case and inking-pad attached to the stamp, and fitted to be swung aside when the stamp is used, substantially as set forth.

2. The rubber stamp provided with an attached inking-pad and case, and a socket for a pencil, substantially as set forth.

Signed by me this 28th day of December, A. D. 1876.

SETH B. SCOTT.

Witnesses:

GEO. D. WALKER,
GEO. T. PINCKNEY.