

A. KAUFMANN.
HANDLE ATTACHMENT FOR CARPET-BAGS AND SATCHELS.
 No. 193,162. Patented July 17, 1877.

Fig: 1.

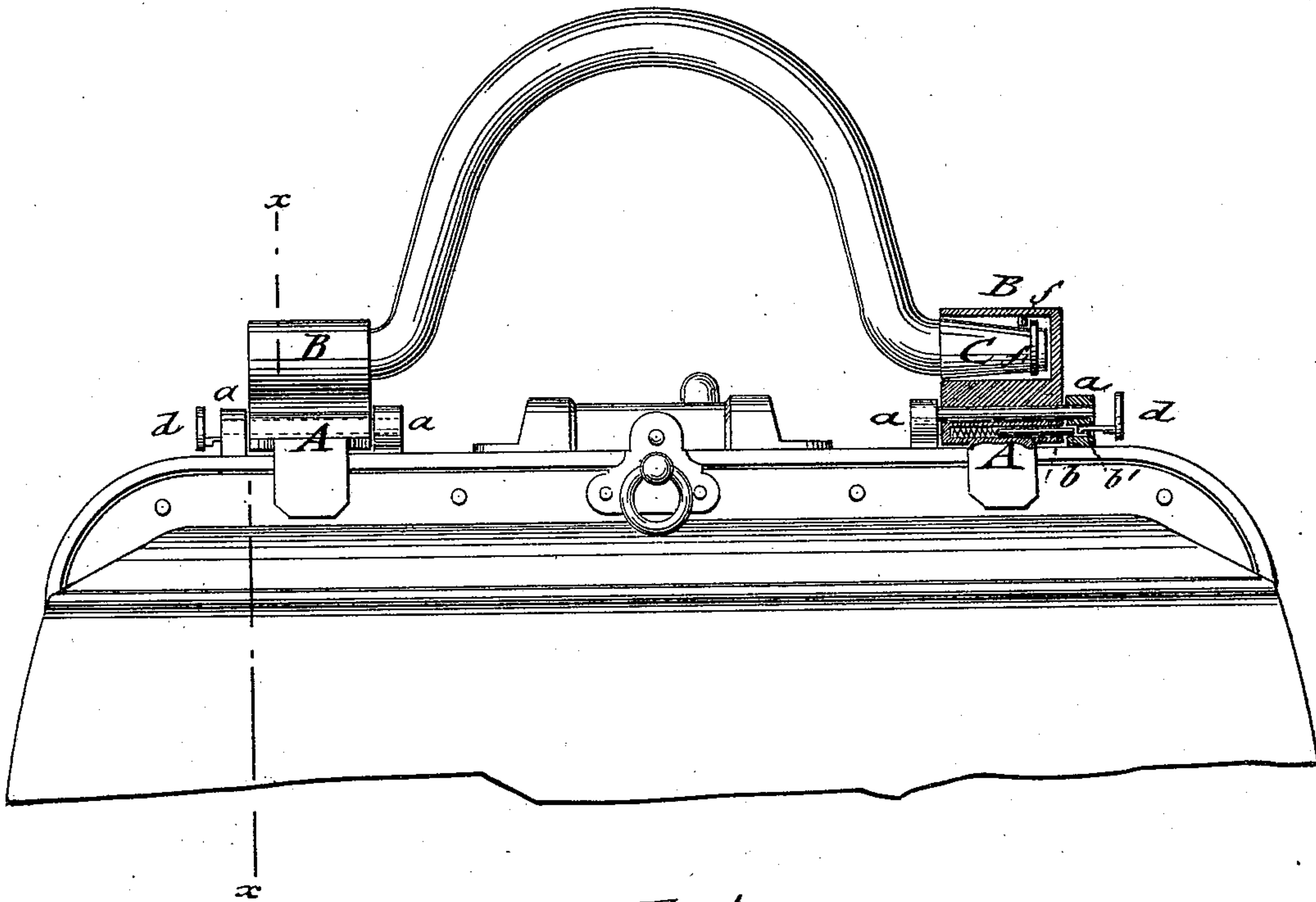


Fig: 2.

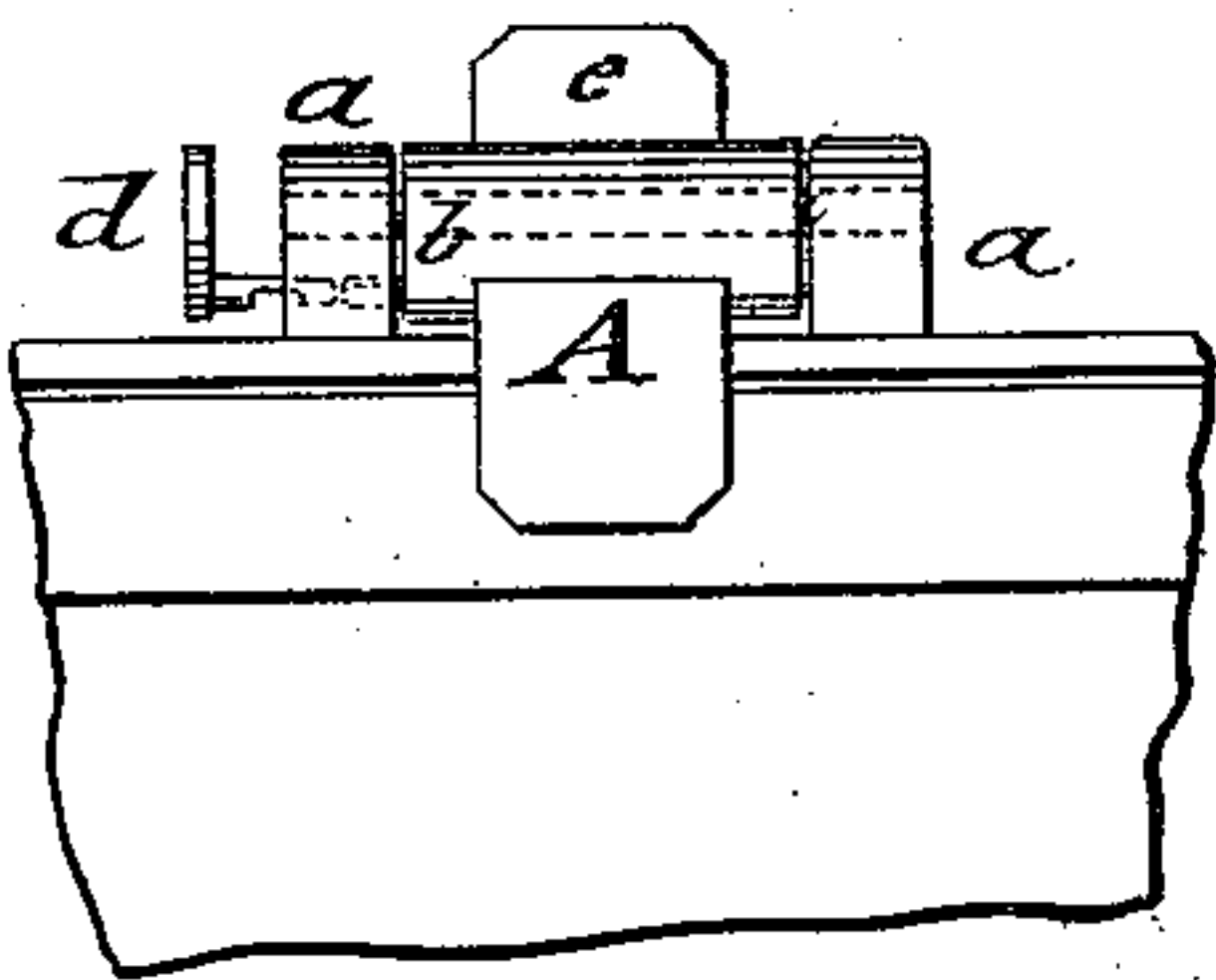


Fig: 4.

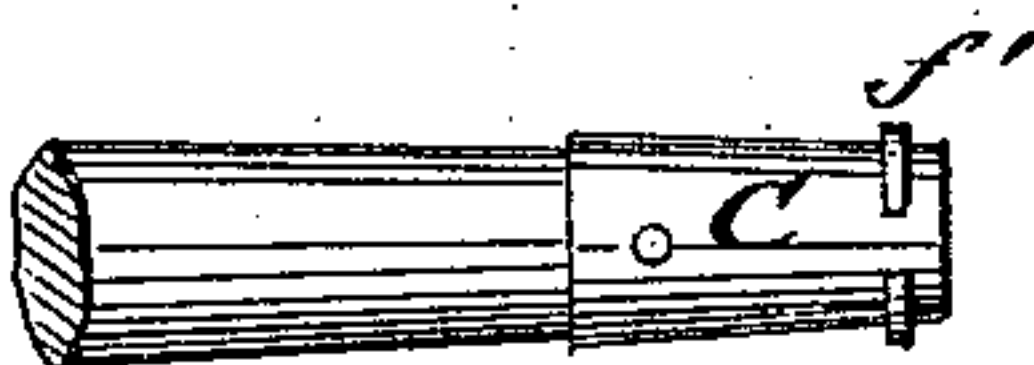
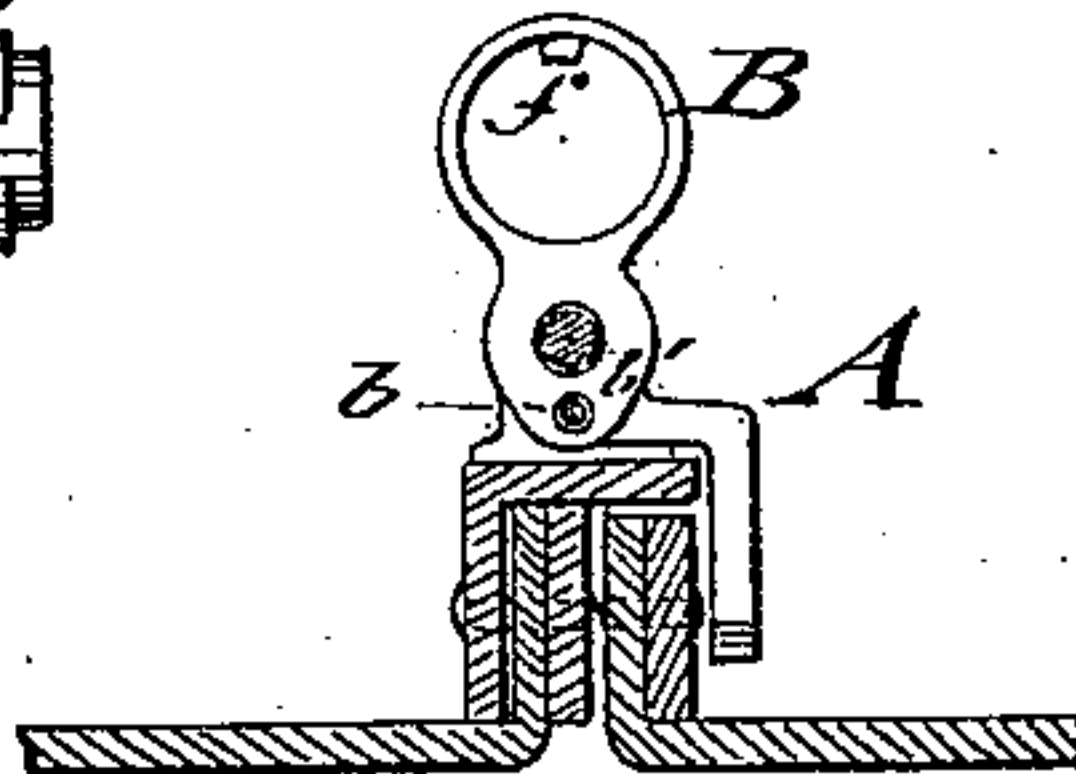


Fig: 3.



WITNESSES:

Chas. Nida.
J. H. Scarborough.

INVENTOR:

A. Kaufmann
 BY *Munn*
ATTORNEYS.

UNITED STATES PATENT OFFICE.

ABRAHAM KAUFMANN, OF NEW YORK, N. Y.

IMPROVEMENT IN HANDLE ATTACHMENTS FOR CARPET-BAGS AND SATCHELS.

Specification forming part of Letters Patent No. **193,162**, dated July 17, 1877; application filed June 18, 1877.

To all whom it may concern:

Be it known that I, ABRAHAM KAUFMANN, of the city, county, and State of New York, have invented a new and Improved Spring-Clasp for Satchels, &c., of which the following is a specification:

In the accompanying drawings, Figure 1 represents a front view of a satchel, traveling-bag, or similar article, with my improved spring-clasps for keeping the jaws of the frame closed. Fig. 2 is a detail view of the spring-clasp without handle-socket; Fig. 3, a vertical transverse section of the same on line *x x*, Fig. 1, and Fig. 4 a detail view of the handle end.

Similar letters of reference indicate corresponding parts.

The object of this invention is to provide, for satchels, traveling-bags, pocket-books and similar articles, an improved spring-clasp, for holding the jaws of the satchel-frame rigidly in closed position, the spring-clasp being used in connection with the handle or separately at the ends of the satchel-frame, as desired, and forming a neat and reliable closing device in addition to the lock.

The pivot-clasps at present in use on satchels and bags bind sometimes too tightly on the jaws so as to chafe the leather of the same, or work too easily so as not to close the frame reliably, or get bent or broken, or present other objectionable features, which my clasp is intended to overcome, as it will always fit the frame, lock the same rigidly, and be operated especially when connected to the handle by the mere raising of the handle, without separately taking hold of the clasp for closing.

The invention consists of a clasp, of angular or other shape, pivoted to posts of the outer jaw and binding over the other jaw. The clasp is retained in locked position by a spring-pin entering a hole of one of the posts, and being pushed back for releasing the clasp by a sliding thumb-piece. The swinging clasps are provided with sockets, into which ferrules at the ends of the satchel-handles are inserted and locked by a kind of bayonet-joint.

In the drawing, A represents the angular clasp, which is pivoted to posts *a* of the outer jaw of satchel-frame, so that the angular front portion of the clasp may be swung down to lap over and bind on the lower jaw.

A sliding and spring-acted pin, *b*, enters a

hole, *b'*, of the outer post and locks the same the instant that the clasp arrives at its lowermost position, so as to retain the clasp rigidly in locked position on the frame without accidentally opening, as in the common clasps, or without giving the least difficulty in locking the same.

A sliding thumb-rest, *d*, with recessed shank-piece slides in the hole *b'* of the post *a*, and serves to carry the locking-pin back by pressing on the thumb-piece with the finger. The clasp A is thereby released and may be thrown back by pressing on a button or thumb-piece, *e*, or on the socket of the handle, so as to clear the lower jaw and admit of the opening of the satchel or bag.

The clasp may be used at both ends of the satchel or bag frame in connection with the handle, having them in place of the thumb-piece or button *e*, (shown in Fig. 2,) a socket, B, into which the handle end is inserted and locked thereto by a kind of bayonet-joint formed by a metallic ferrule, C, riveted to the end of the handle, and by an interior pin, *f*, of the socket that enters the recess of a collar, *f'*, of the ferrule, when the handle is held in downward position.

By swinging up the handle the pin binds on the collar without any chance of getting detached except by turning the handle down again into its lowermost position.

This connection of handle and clasp-socket saves time and labor, and forms a quickly-applied and reliable attachment of the handle to the clasp-sockets.

Having thus described my invention, I claim as new and desire to secure by Letters Patent—

1. A spring-clasp for satchels, bags, &c., formed of a clasp-piece pivoted to posts of the outer jaw of the frame, and locked into closed position on the jaws by a sliding spring-pin entering a socket-hole of one of the posts, and adapted to be released by a sliding thumb-piece, substantially in the manner described, and for the purpose specified.

2. The combination of the pivoted clasp A, having handle-socket B, with interior pin *f*, with the ferrule C fastened to end of handle, and provided with a collar, *f'*, recessed at one point, substantially as specified.

ABRAHAM KAUFMANN.

Witnesses:

PAUL GOEPEL,
K. KAUFMANN.