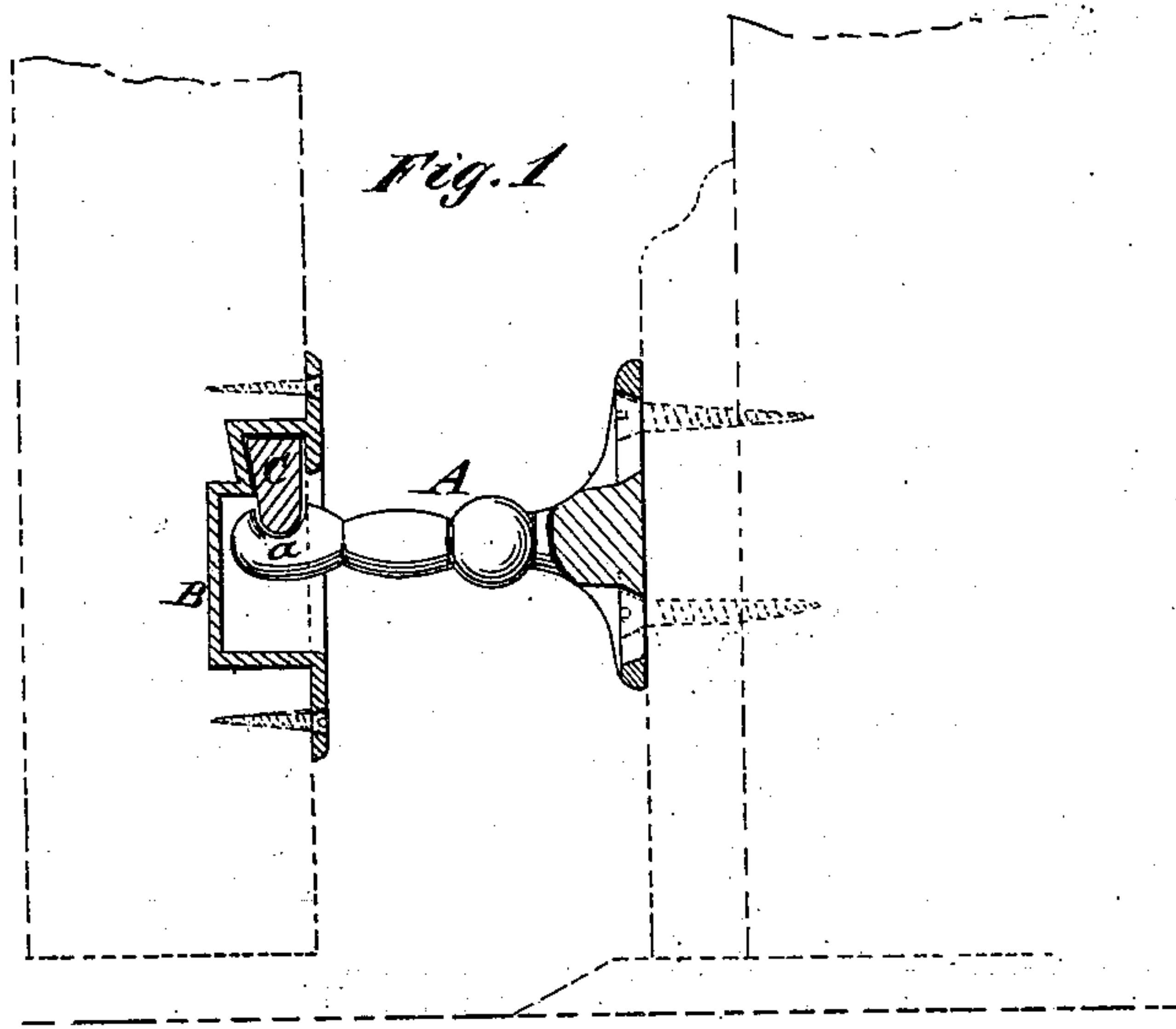


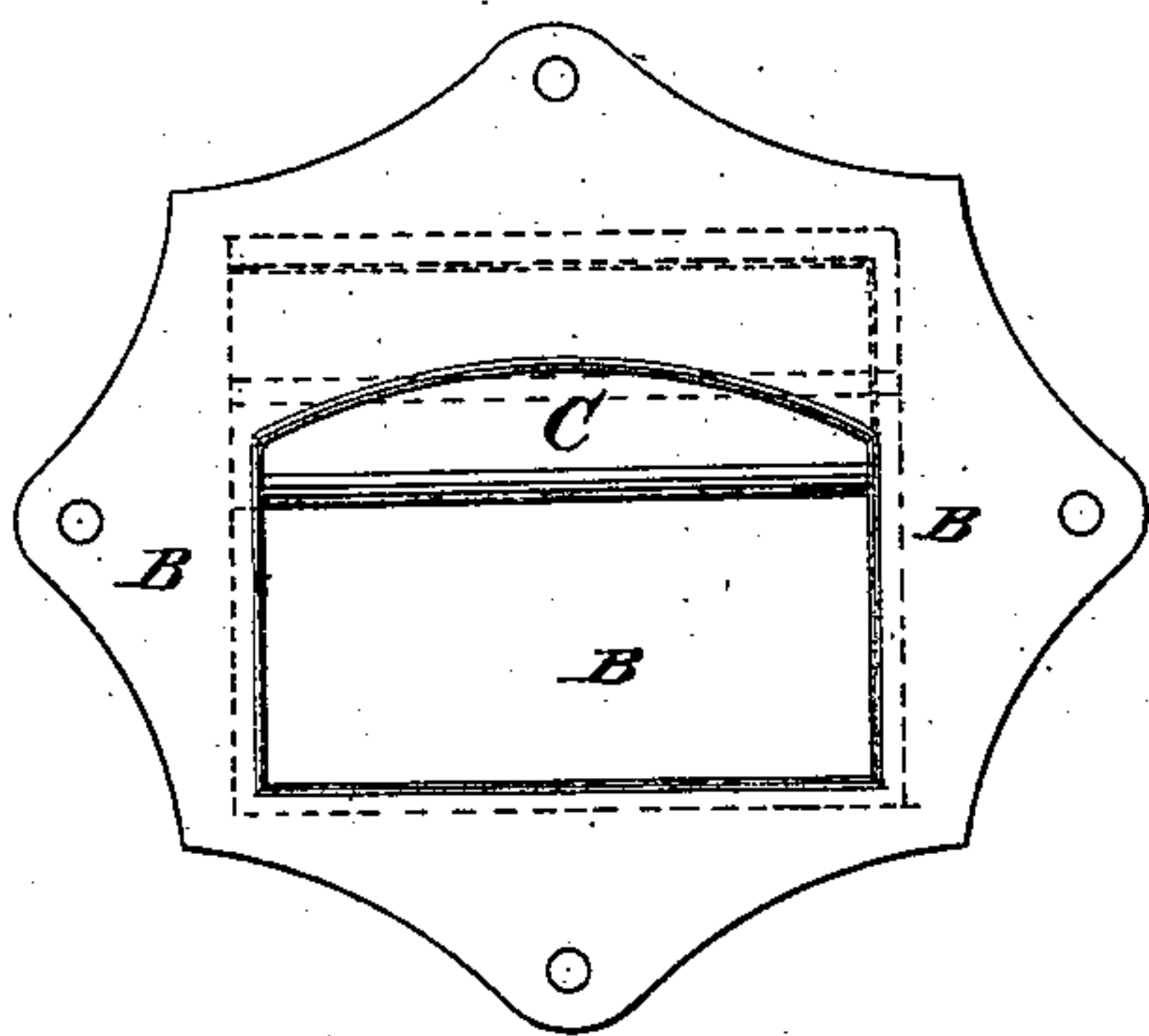
J. FRANCIS.  
DOOR-CHECKS.

No. 193,154.

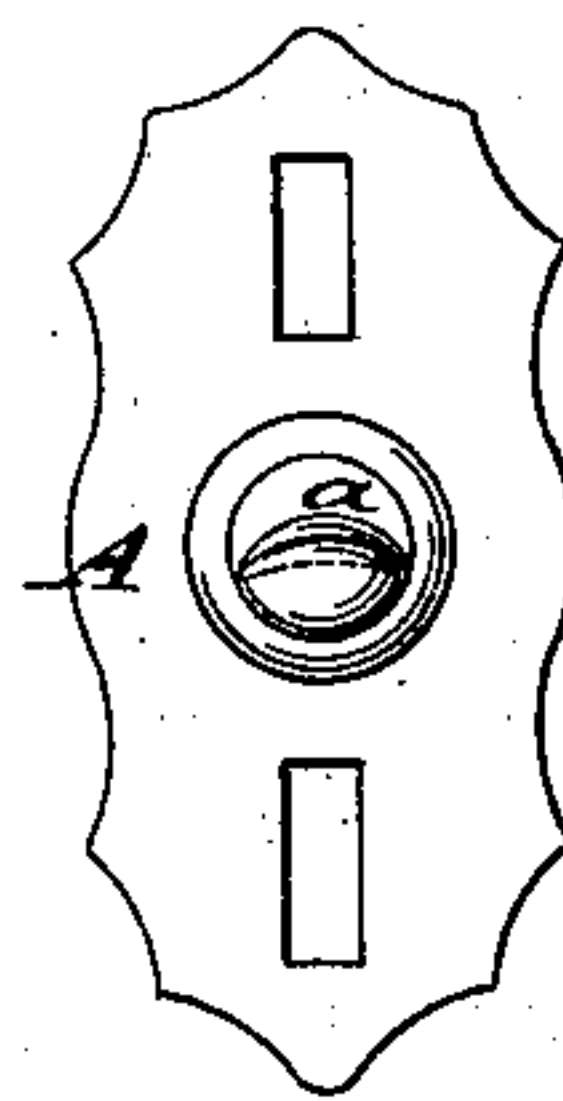
Patented July 17, 1877.



*Fig. 2*



*Fig. 3*



WITNESSES:

*A. W. Arrqvist*  
*J. H. Scarborough.*

INVENTOR:

*J. Francis.*  
BY *Munn & Co.*  
ATTORNEYS.

# UNITED STATES PATENT OFFICE.

JOHN FRANCIS, OF WACO, TEXAS.

## IMPROVEMENT IN DOOR-CHECKS.

Specification forming part of Letters Patent No. **193,154**, dated July 17, 1877; application filed April 30, 1877.

*To all whom it may concern:*

Be it known that I, JOHN FRANCIS, of Waco, McLennan county, Texas, have invented a new and Improved Door-Holder, of which the following is a specification:

Figure 1 represents a sectional side elevation of my improved door-holder; and Figs. 2 and 3 are, respectively, front views of the door-plate and of the holding-knob of the base-board.

This invention relates to a device for holding the doors in open position, which is readily applied to the door and worked without noise or jamming; and the invention consists of a holder or knob, with recessed front end, attached to the base-board, and of a countersunk door plate or case provided with a rubber block, that binds on the recessed part of the holder to retain the door in open position, as hereinafter more fully described and definitely claimed.

In the drawing, A represents the knob or holder, that is screwed by a slotted base-plate to the base-board of the room. The front part of the holder or knob A is recessed at the upper side, as shown in Fig. 1, for the purpose of binding on a rubber block, C, socketed into a plate or case, B, which is countersunk into

a mortise in the lower part of the door, and screwed by an encircling flange to the same.

The rubber block C is made of tapering shape, and set into a corresponding top socket of the countersunk plate, being prevented by its shape from slipping out of the socket.

When the door is opened the block passes readily over the knob, and is retained by the recess *a* of the same, so as to hold thereby the door in position.

In closing the door the elastic block clears readily the recess of the knob by taking hold of the door, without requiring a special effort, forming thus a neat, simple, and reliable door-holding device.

Having thus described my invention, I claim as new and desire to secure by Letters Patent—

The holder A, having a recess, *a*, in combination with a countersunk case, B, substantially as described, and an elastic binding-block, C, located in said case, and adapted to engage with the recess of the holder, for the purpose set forth.

JOHN FRANCIS.

Witnesses:

JAMES M. ENLOW,  
JNO. L. DYER.