

J. FORSTER.
LAMP-BRACKET.

No. 193,153.

Patented July 17, 1877.

Fig: 1.

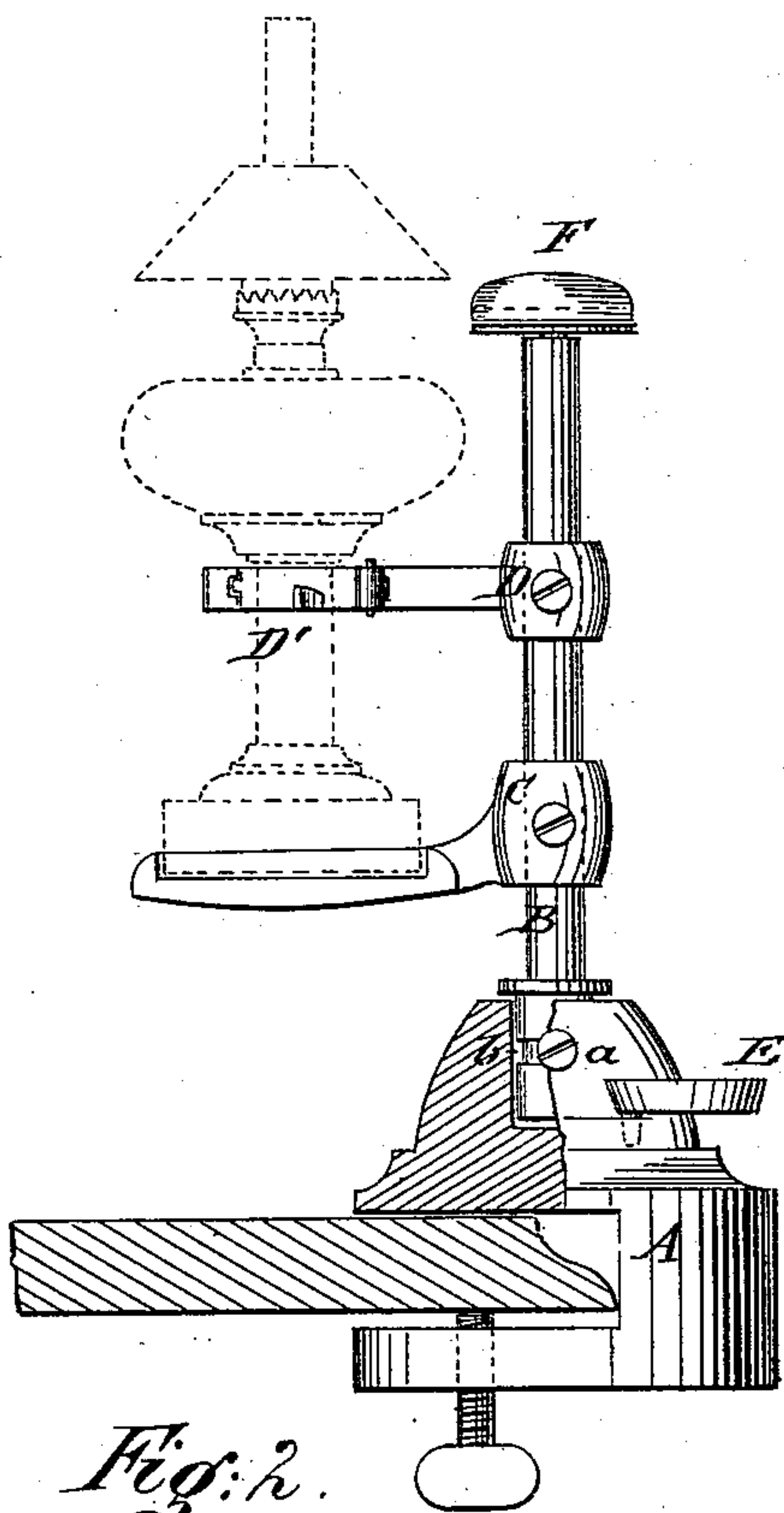


Fig: 3.

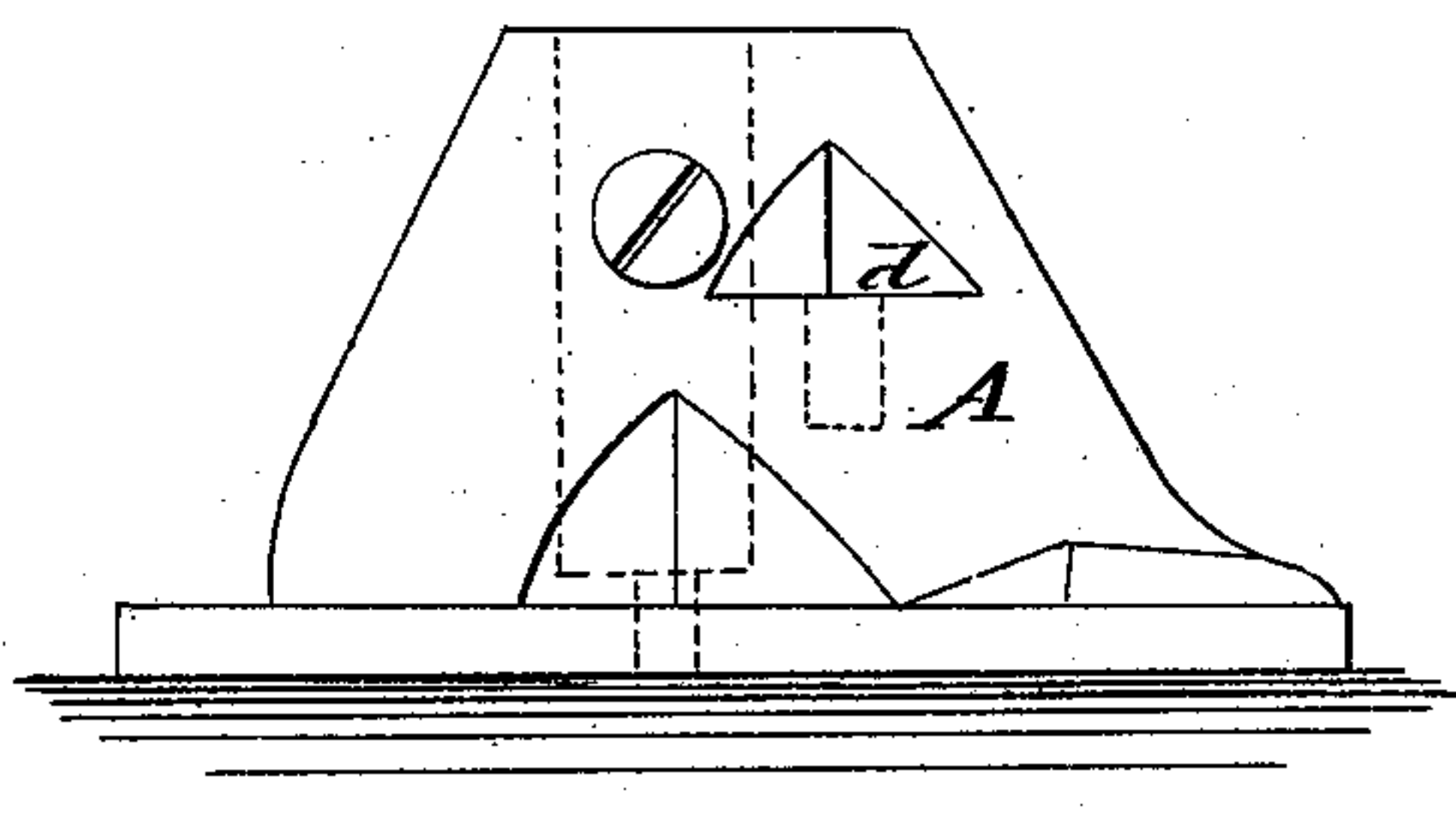


Fig: 4.

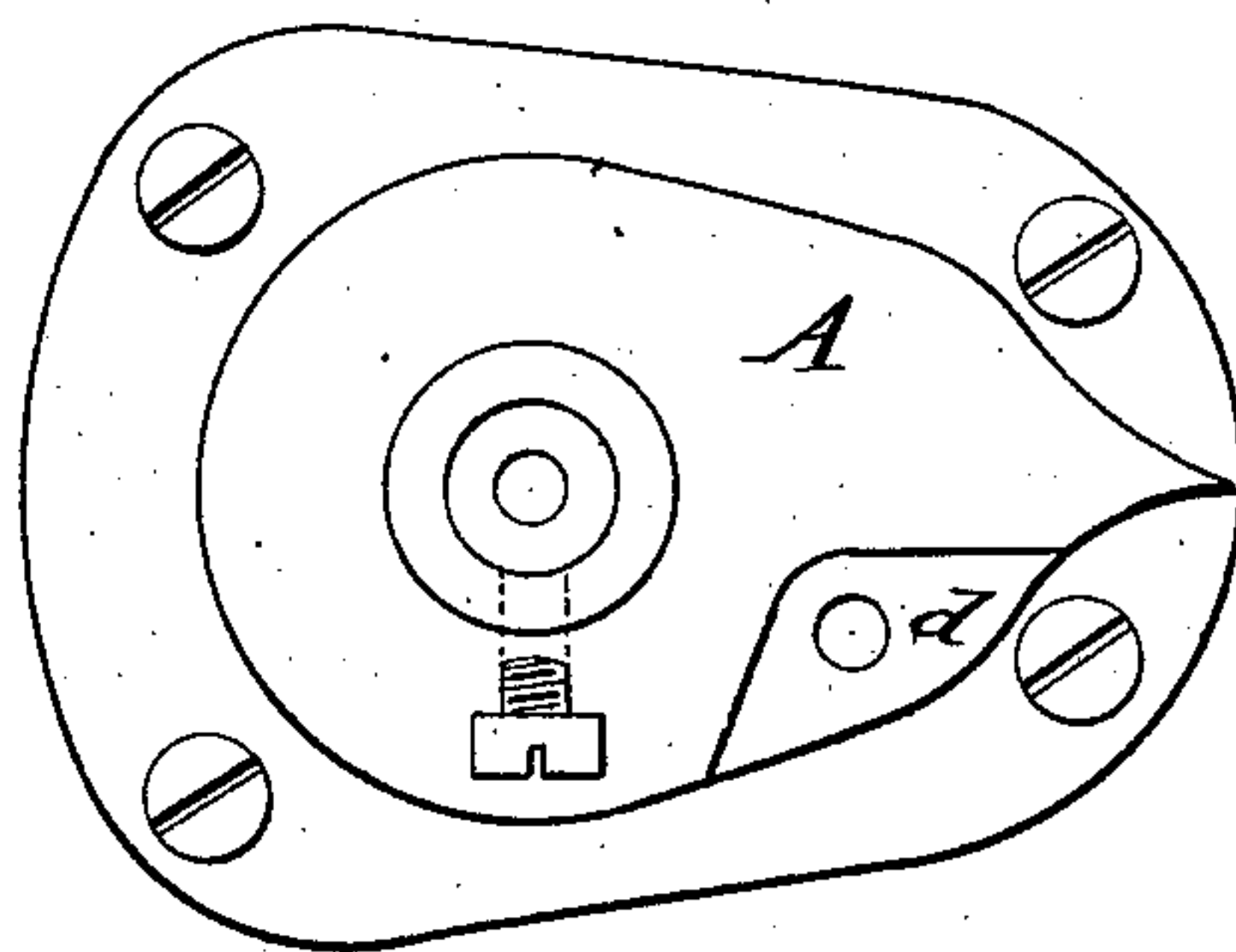
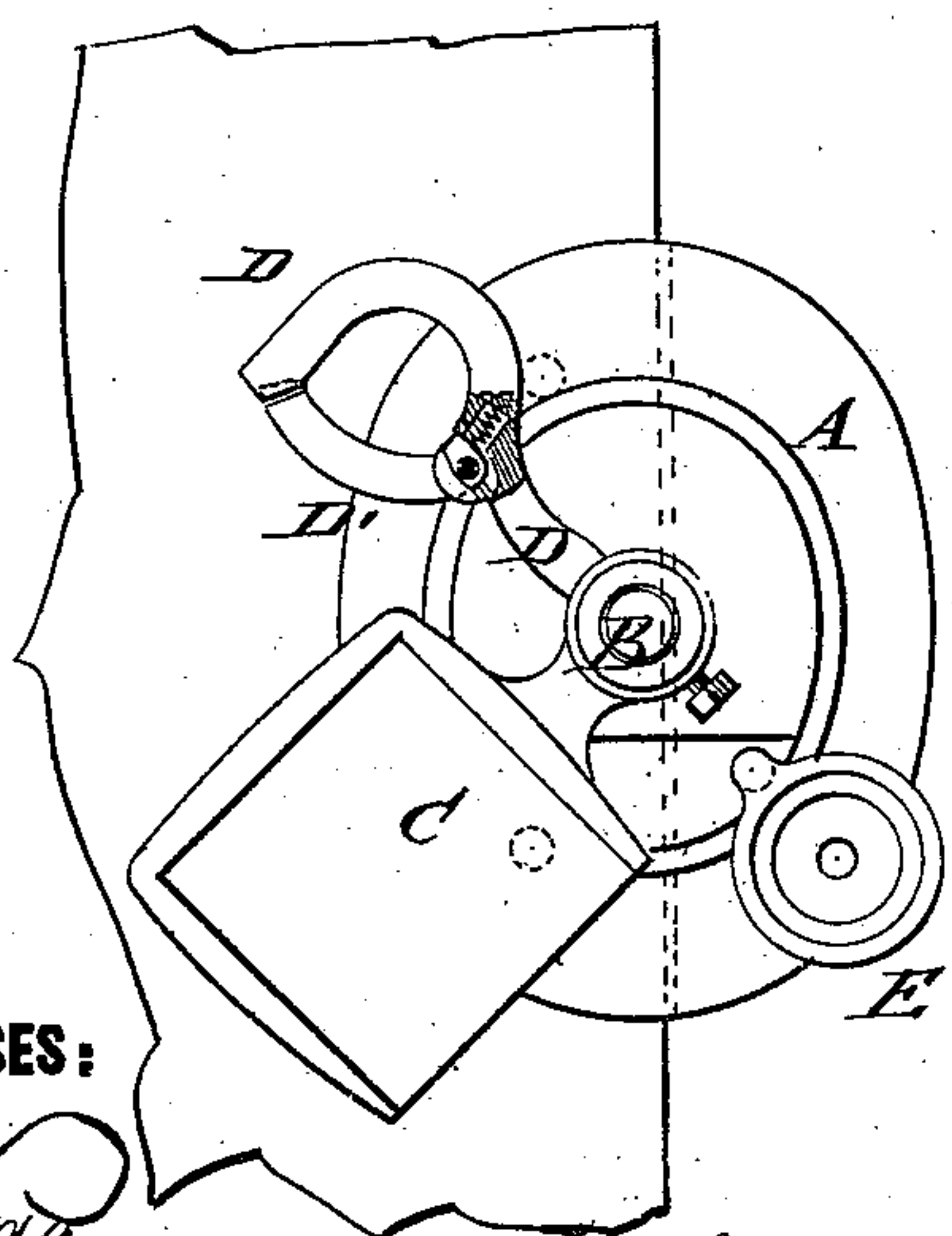


Fig: 2.



WITNESSES:

Chas. Nide
J. H. Scarborough.

INVENTOR:

J. Forster.
BY *Munn & Co.*
ATTORNEYS.

UNITED STATES PATENT OFFICE.

JOHN FORSTER, OF COAL VALLEY, ILLINOIS.

IMPROVEMENT IN LAMP-BRACKETS.

Specification forming part of Letters Patent No. **193,153**, dated July 17, 1877; application filed June 4, 1877.

To all whom it may concern:

Be it known that I, JOHN FORSTER, of Coal Valley, in the county of Rock Island and State of Illinois, have invented a new and useful Improvement in Lamp-Stand, of which the following is a specification:

In the accompanying drawings, Figure 1 represents a sectional side elevation of my improved lamp-stand for sewing-machines. Fig. 2 is a top view of the same. Figs. 3 and 4 a side view and top view of the base, adapted to be screwed to a table or other support.

Similar letters of reference indicate corresponding parts.

This invention relates to an improved safety lamp-stand for sewing-machines, pianos, organs, and other purposes, and consists of a base part clamped or screwed to the table of the sewing-machine or other object, and provided with a detachable standard and oil-cup stand, the standard having an adjustable stand and collar for the lamp, and a pin-cushion at the top.

In the drawing, A represents the base part of my improved safety lamp-stand, which is either clamped to the table of the sewing-machine or other support, as shown in Fig. 1, or screwed permanently to the same, as shown in Fig. 4.

The base A has a socket for the detachable standard B, which is secured by a set-screw, *a*, binding into an annular groove, *b*, of the standard. The base is further arranged with another socket, *d*, for inserting the pin-arm of an oil-cup stand, E.

A stand, C, and safety guard or collar, D, are adjusted by clamp-screws along the standard B, to any suitable distance from each other, according to the size of the lamp. The stand C is made with a square recess for the base of the lamp, but without a ledge at one side thereof, so as to more readily place the neck of the lamp into the guard-collar D.

The guard-collar D is arranged with a hinged spring-wicket, D', which is opened when the lamp is placed into the guard, and then closed on the neck of the same. If the lamp is to be placed directly on the table, the lamp-stand C is unscrewed and turned around, and then the collar and lamp lowered along the standard until the lamp rests on the table, when the collar is clamped tightly again. At the upper end of the standard B is arranged a pin-cushion, F, of any suitable construction, which completes my safety-stand, and renders the same more convenient and efficient for use.

Having thus described my invention, I claim as new and desire to secure by Letters Patent—

A lamp-stand for sewing-machine tables, &c., consisting of a socket-base, A, with swinging oil-cup stand E, and of an upright standard, B, with adjustable stand C and collar D, for the lamp, and a pin-cushion, F, at the top, all arranged substantially as and for the purpose set forth.

JOHN FORSTER.

Witnesses:

GEORGE DAWSON,
ALFRED HAIGH.