

G. W. BELL.
SHEET-METAL CAN.

No. 193,108.

Patented July 17, 1877.

Fig. 1.

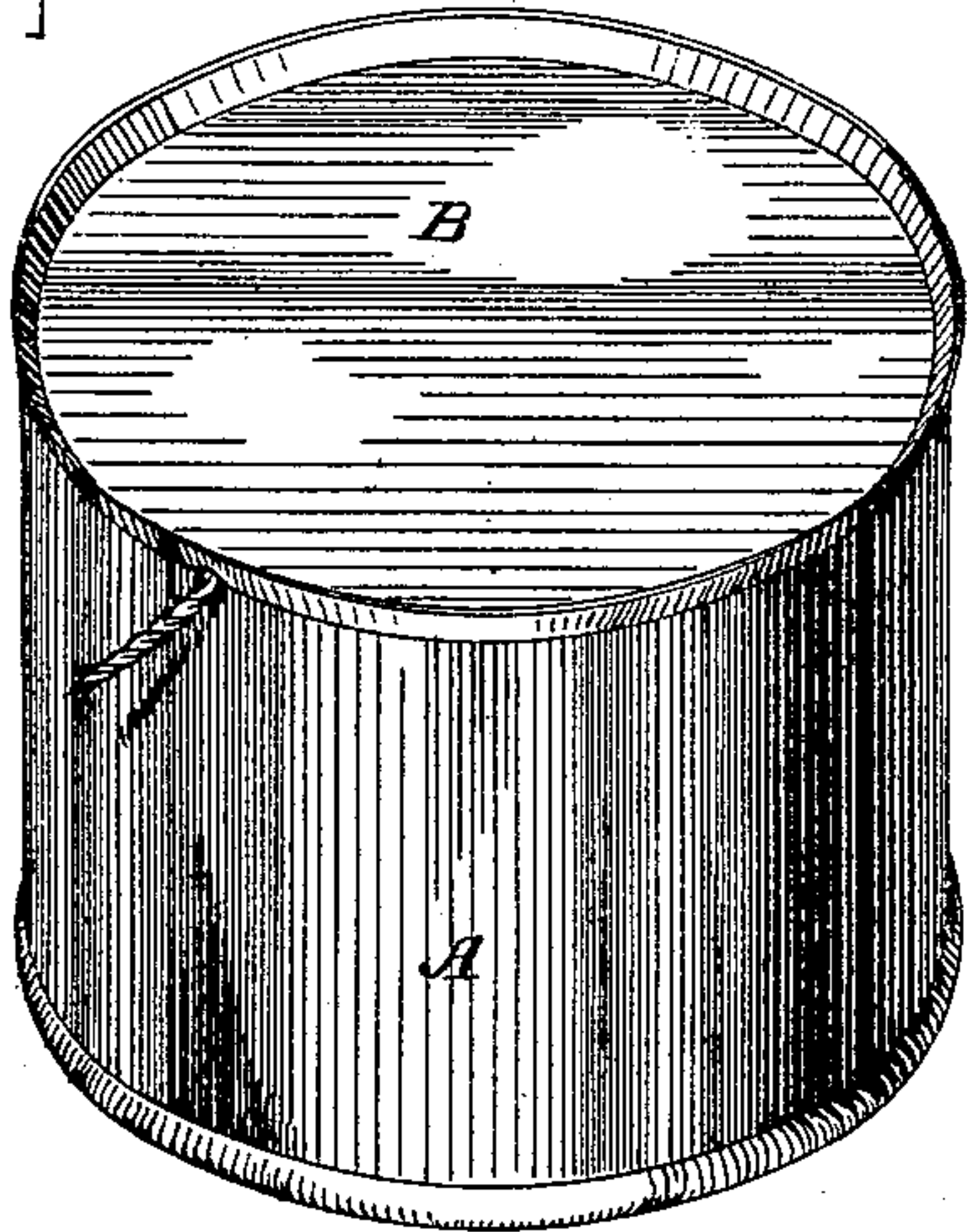


Fig. 3.




Fig. 5.

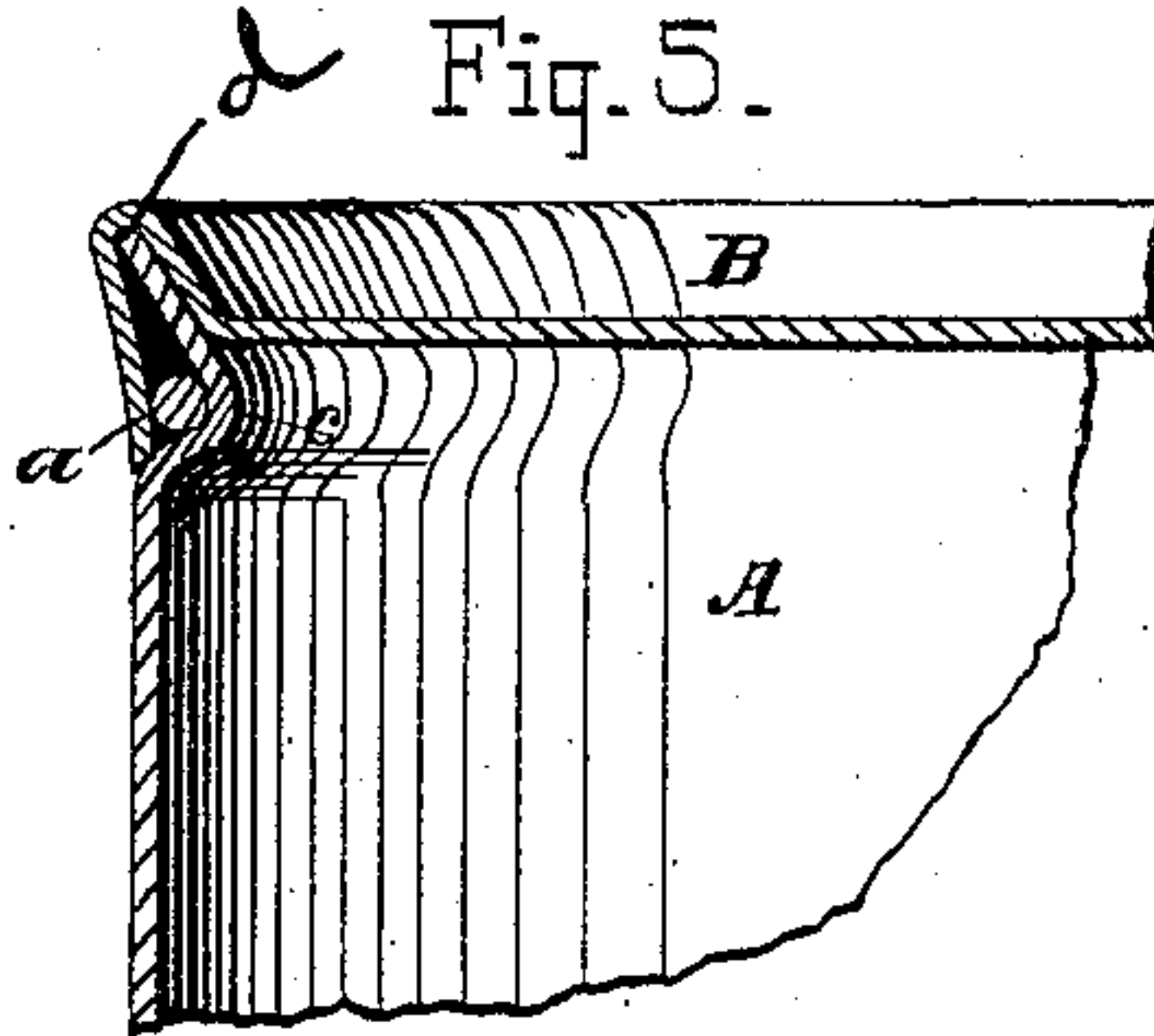


Fig. 4.

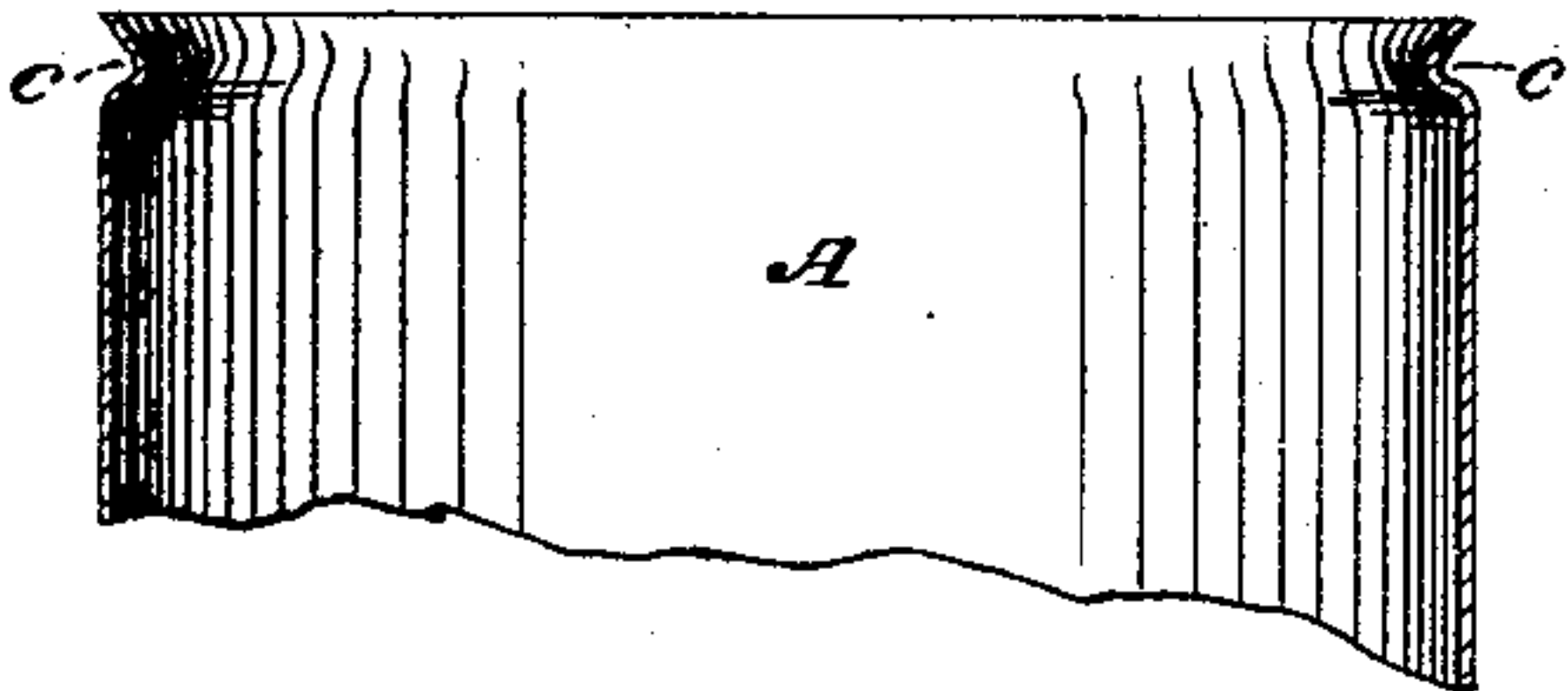
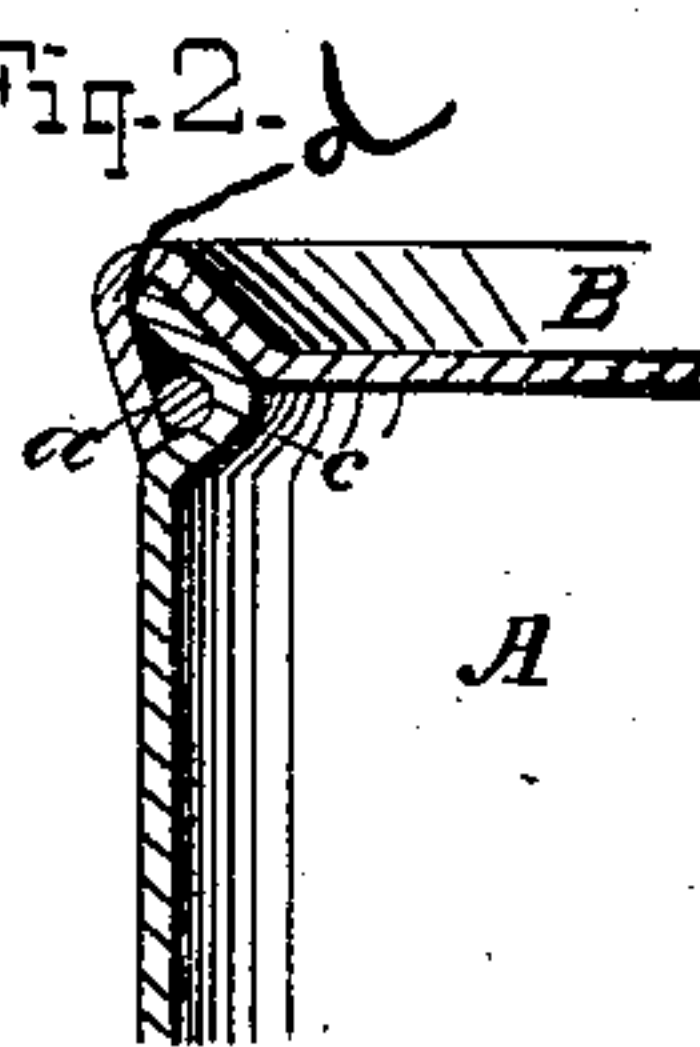


Fig. 2.



ATTEST:

Alex. Melhado
George Bell

INVENTOR:

Geo. W. Bell

UNITED STATES PATENT OFFICE.

GEORGE W. BELL, OF BROOKLYN, NEW YORK.

IMPROVEMENT IN SHEET-METAL CANS.

Specification forming part of Letters Patent No. 193,108, dated July 17, 1877; application filed February 12, 1876.

To all whom it may concern:

Be it known that I, GEORGE W. BELL, of the city of Brooklyn, in the county of Kings and State of New York, have invented a new and useful Improvement in Sheet-Metal Cans, which improvement is fully set forth in the following specification and the accompanying drawings.

Figure 1 represents a can complete, showing a projecting cord. Figs. 2 and 5 are sections of the seam and cord. Fig. 3 is a detached section of the top or end; and Fig. 4, a section of the can-body, showing the external groove.

This invention relates to certain improvements in metallic cans for which Letters Patent were issued to me September 21, 1875, No. 167,870; reissued September 26, 1876, No. 7,324, and in which a fibrous or elastic packing-cord inclosed within the seam is described and claimed.

This improvement consists, first, in forming an external groove in the body of the can, near the end thereof, to receive a packing or sealing substance, and in constructing the top or end with a depending flange of sufficient width to cover the said substance when applied to the can, said flange being crimped snugly against the sealing or packing substance by suitable tools; and, second, in constructing the top or end with a depressed center equal in diameter to the internal diameter of the can-body, and turning its edge so as to form an internal recess to receive the end of the can-body, and also a sealing substance, and a depending flange to cover the external groove in the can-body, and inclose the packing-cord. This coating also protects the fibrous substance of which the packing is composed from disintegration, which is liable to be caused in the act of applying the seaming-tools to crimp the flange of the top, and when the cord is designed to be used as an opener the coating preserves its tensile strength, and also prevents the projecting end from unraveling.

In the drawing, A represents the body of the can, constructed with the external groove

c near its end, to receive the packing-cord. B is the top or end, constructed with a depressed center, that fits within the can-body, and having its edge turned over and down upon the exterior of the can, covering the external groove c. By this construction an internal recess, d, is formed in the top or end to receive the end of the can, and may also contain a sealing substance to seam a perfectly air-tight joint. The cord is placed in the groove c, and the top or end applied, and the flange a is crimped snugly against the can by suitable tools.

When it is desired to open the flange a and remove the top B, I make the cord of sufficient length to extend around the can and project beneath the flange of the top, as shown in Fig. 1, so that it may be grasped and pulled downwardly, thereby turning the flange outwardly.

Having thus fully described my invention, what I claim, and desire to secure by Letters Patent, is—

1. The combination of the can-body A, having an external groove, c, and the top or end B, having a depending flange, a, said flange inclosing a sealing or packing substance, placed entirely outside of the body and within the groove, and being crimped snugly against the same, as set forth.

2. The combination of the can-body A, having an external groove, c, the top or end B, having the depending flange a and a packing-cord arranged within the groove, and with or without the projecting end, said flange a being crimped snugly against the can-body, as described.

3. The combination of the can-body A, having an external groove, c, the top or end B, having the internal recess d and depending flange a, and a packing-cord arranged within the groove, substantially as shown and described.

GEO. W. BELL.

Witnesses:

ALEX. MELHADO,
GEORGE BELL.