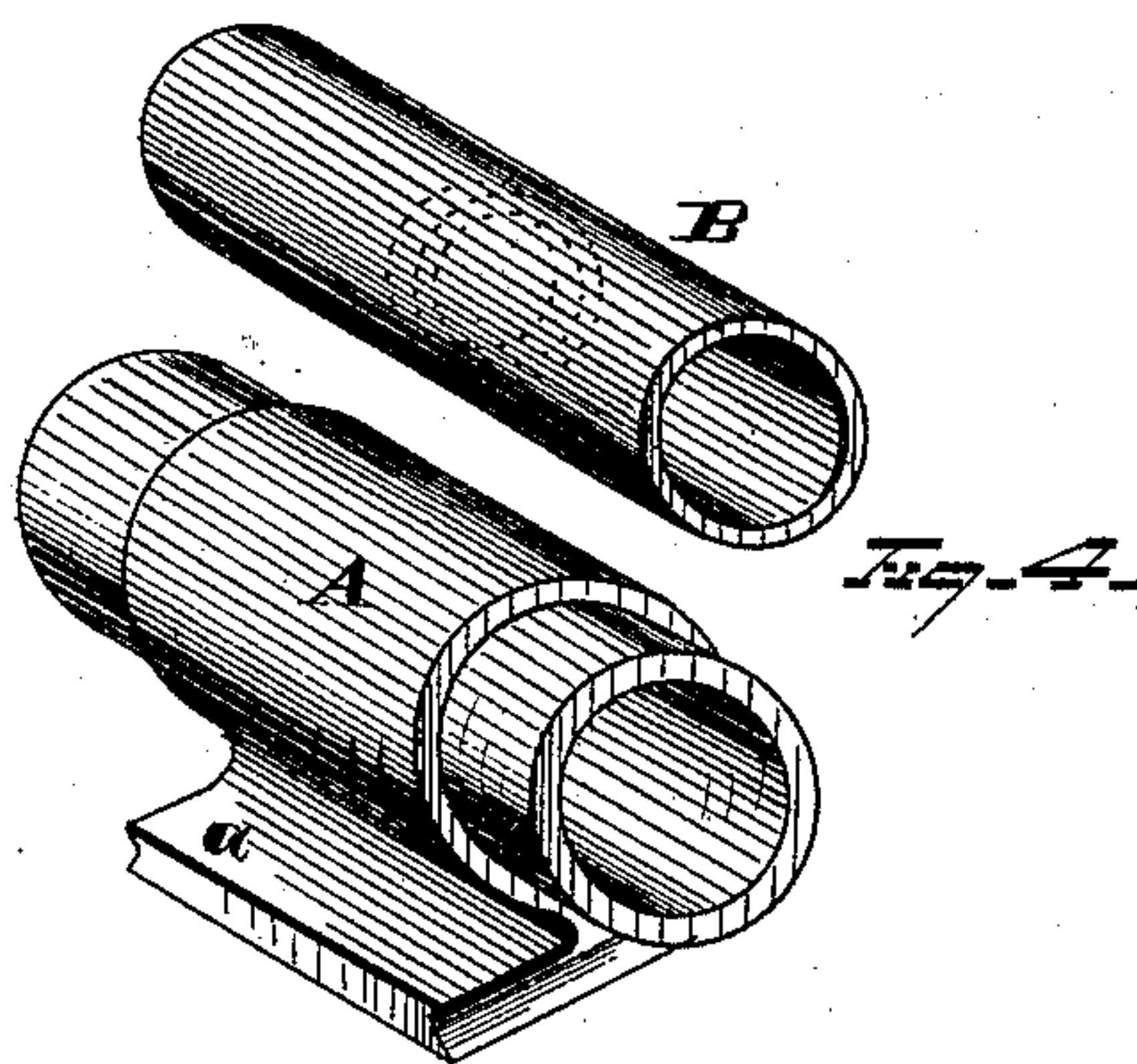
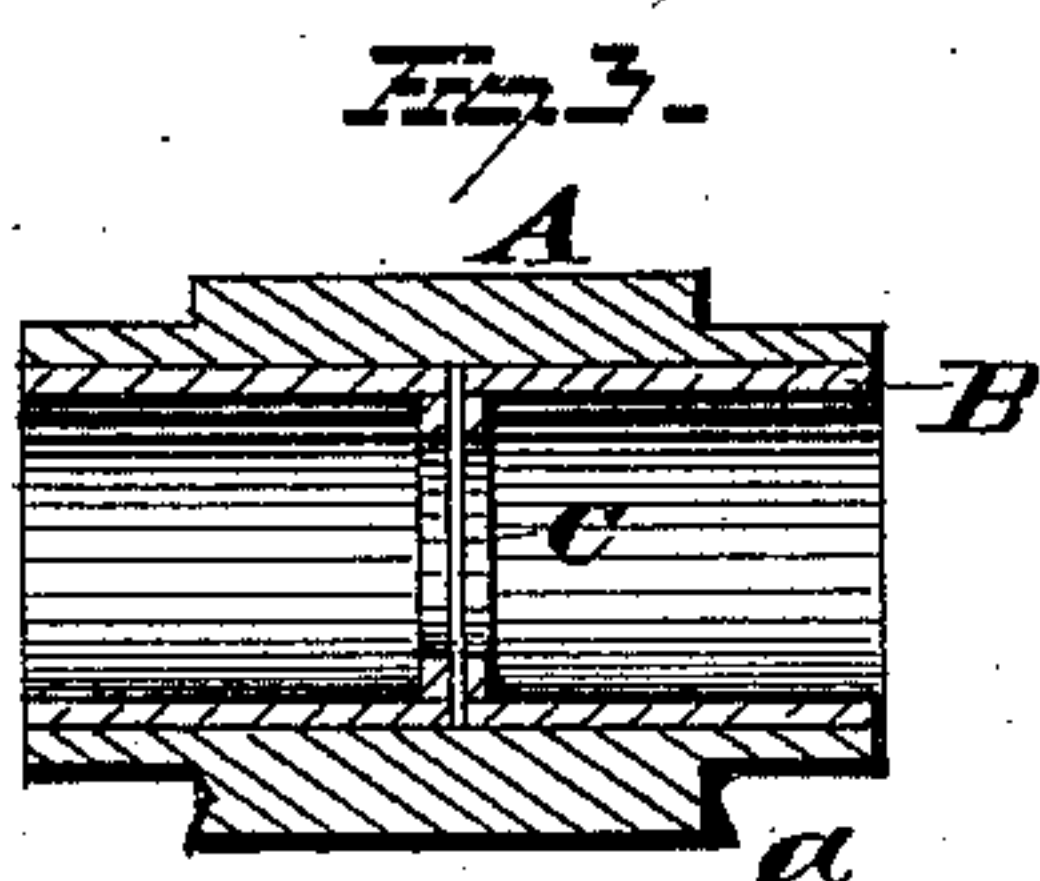
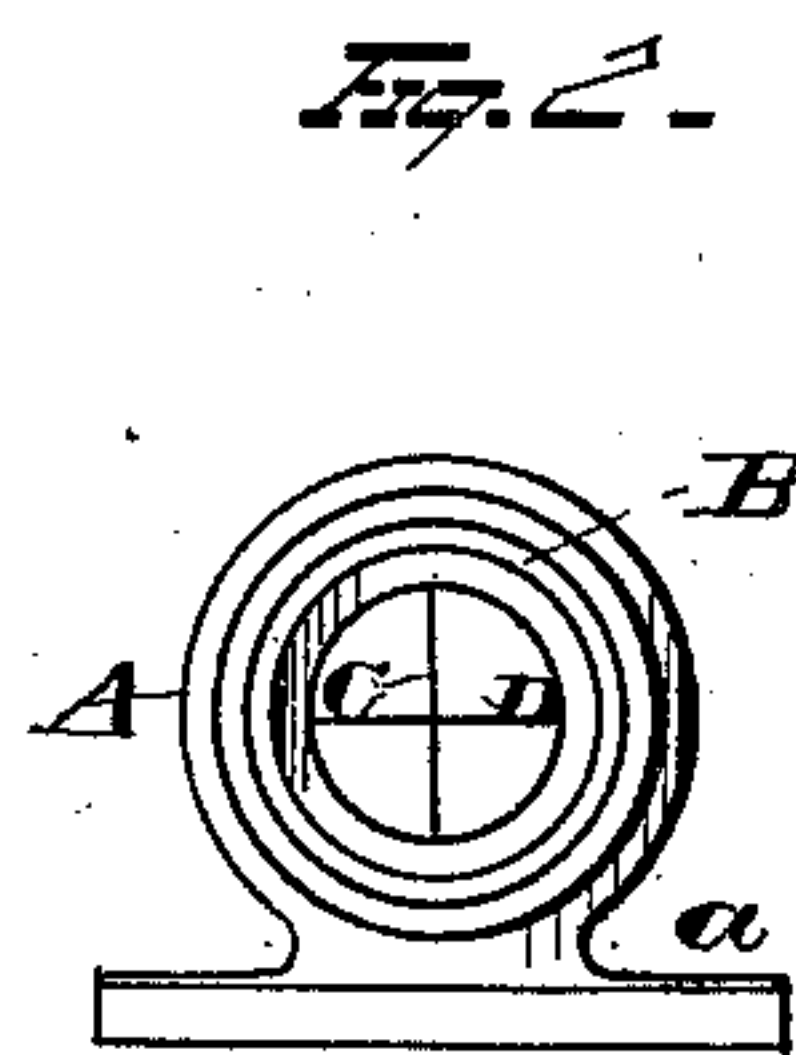
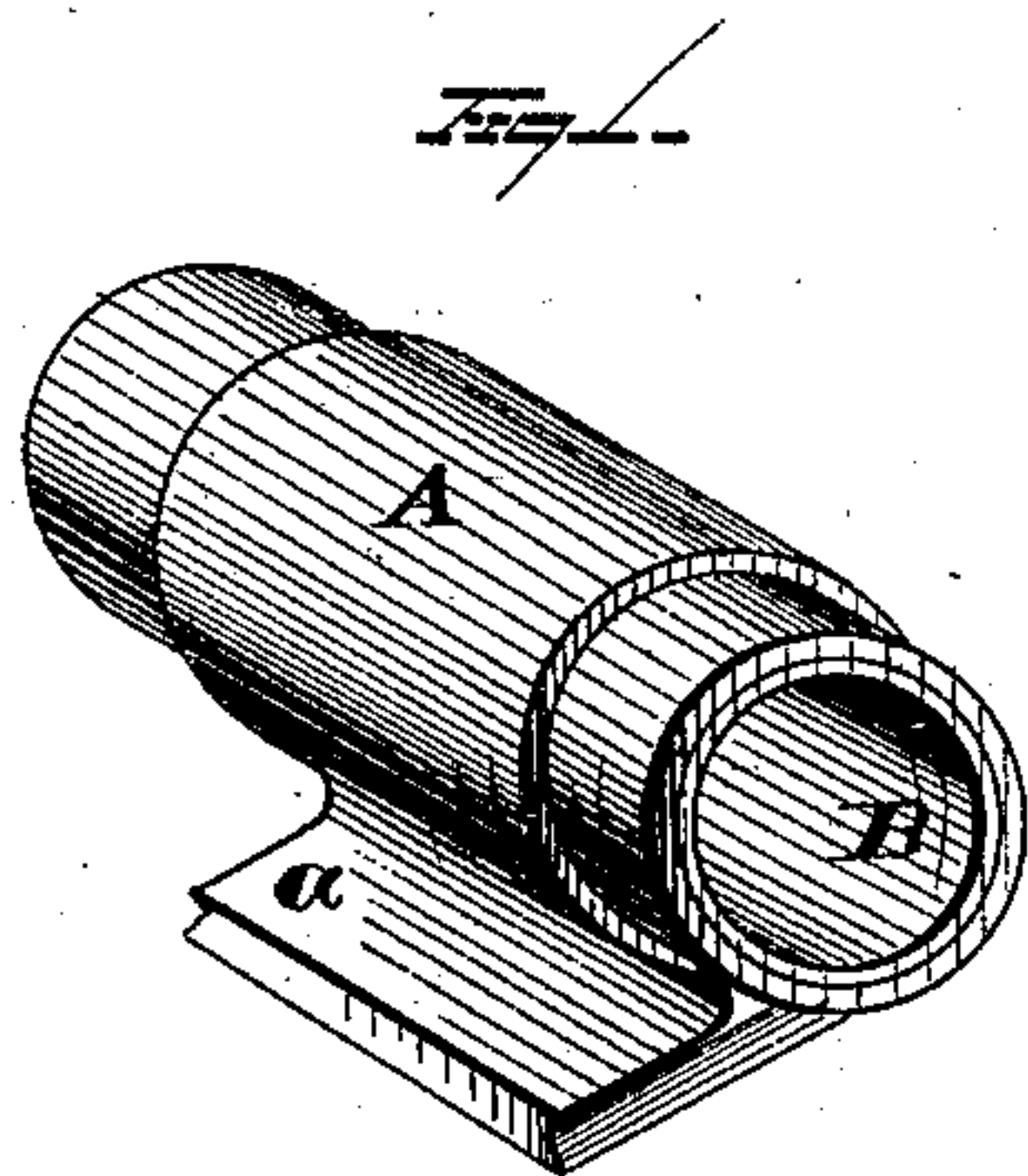


M. B. WHITE.
SIGHT FOR FIRE-ARMS.

No. 193,061.

Patented July 10, 1877.



WITNESSES
Chas. Nottingham
A. Wright

INVENTOR
M. B. White
By Leggett and Leggett
ATTORNEYS

UNITED STATES PATENT OFFICE.

MATTHEW B. WHITE, OF MANCHESTER, NEW HAMPSHIRE.

IMPROVEMENT IN SIGHTS FOR FIRE-ARMS.

Specification forming part of Letters Patent No. **193,061**, dated July 10, 1877; application filed May 17, 1877.

To all whom it may concern:

Be it known that I, MATTHEW B. WHITE, of Manchester, in the county of Hillsborough and State of New Hampshire, have invented certain new and useful Improvements in Gun-Sights; and I do hereby declare the following to be a full, clear, and exact description of the invention, such as will enable others skilled in the art to which it pertains to make and use it, reference being had to the accompanying drawings, which form part of this specification.

My invention relates to improvements in gun-sights, and is designed to furnish a globe or front sight, adapted to be used in connection with the common peep-sight; and which consists of a metallic bushing secured in a common shell, and provided with two fine hair-springs extending across the interior of the said bushing, so as to meet right angularly in the center thereof. This bushing can be adjusted by rotary movement, so that the horizontal line or hair-spring can be made true to a level, and the perpendicular line form a plumb-line, the meeting-point of the two constituting a better bead than the old spur and bead for target practice.

Referring to the drawings, Figure 1 is a view in perspective of my sight. Fig. 2 is an end view; Fig. 3, a longitudinal section, and Fig. 4 shows the parts detached.

The shell A may be made the same as in ordinary globe-sights, and provided with the supporting-slide *a*, having transverse grooves or other similar construction, permitting it to engage firmly with the rifle-barrel, and yet allow of its ready lateral adjustment at right angles to the length of the barrel.

Within this shell is fitted the independent metallic bushing B, adapted to be well secured

therein against longitudinal displacement, while, at the same time, the engagement allows of the rotary movement of the bushing within its shell. By this latter movement the hair spring lines can be brought properly in place, so as to produce a true bead, as drawn upon any object. These bead-lines C and D are formed of watch hair-springs, whose respective end extremities are connected to the interior face of the bushing at quadrantal points thereof, so that the lines meet and cross one another at right angles at the central point of the sight or bushing.

The connection of these hair-springs may be of any suitable kind, but I preferably solder them to the bushing, and their central meeting-point constitutes a fine bead or draw sight for target practice or other rifle use. The tongue and groove engagement, between the supporting-slide of the shell and the rifle-barrel, allows the sight to be moved laterally of the range-line, while, by rotating the bushing within the shell, the horizontal line is readily brought to a level, and the perpendicular line strikes a true plumb.

Having fully described my invention, what I claim as new, and desire to secure by Letters Patent, is—

A gun-sight consisting of the metallic bushing, provided with bead-lines, and adapted to have rotary adjustment within an ordinary shell or casing, substantially as described.

In testimony that I claim the foregoing I have hereunto set my hand this 14th day of May, 1877.

MATTHEW BELL WHITE.

Witnesses:

ALFRED WALKER,
C. H. BARTLETT.