

H. B. SMITH.  
SUPPORTING-FIXTURE FOR HEATING APPARATUS.

No. 193,046.

Patented July 10, 1877.

Fig. 1.

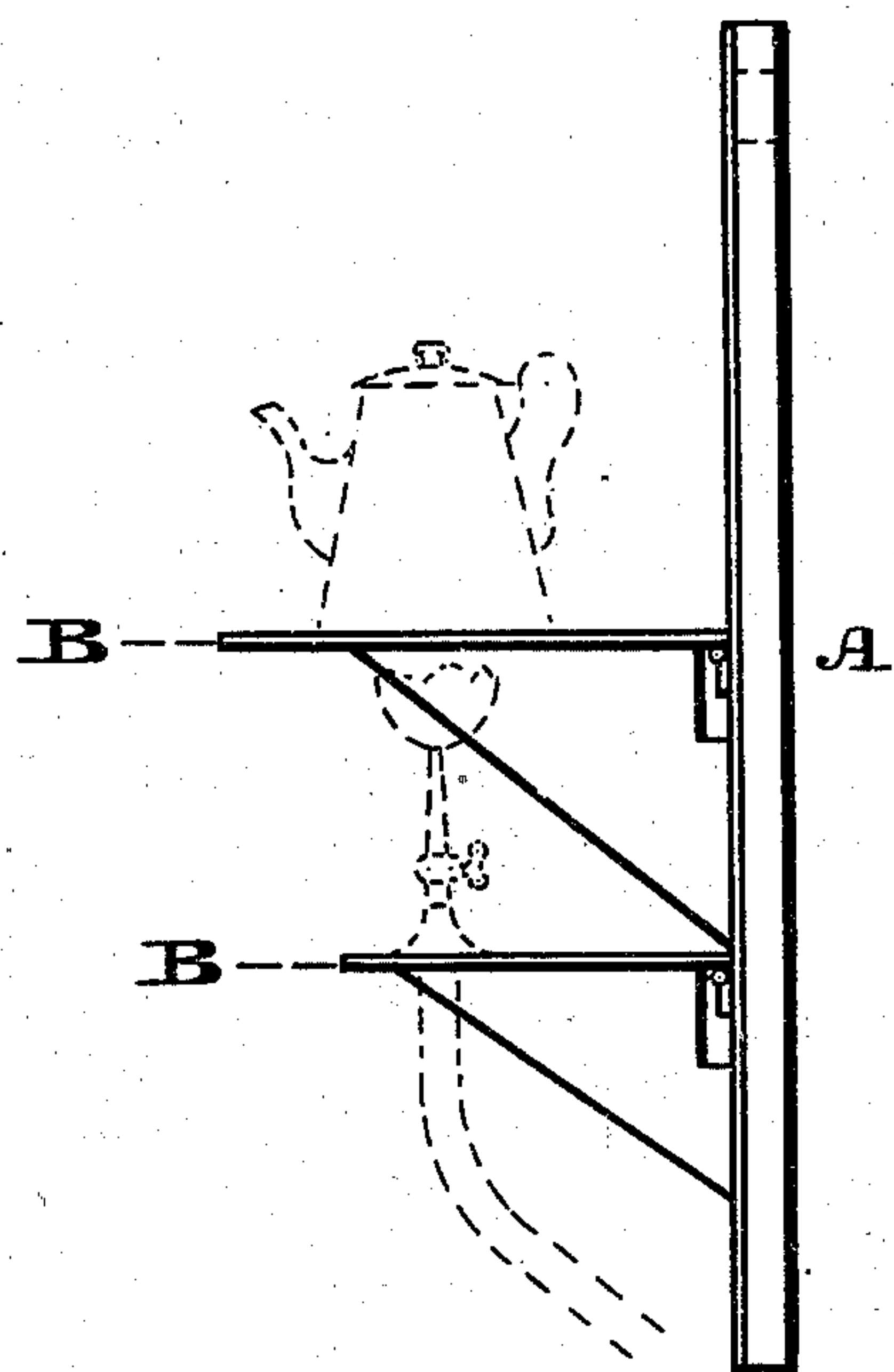


Fig. 2.

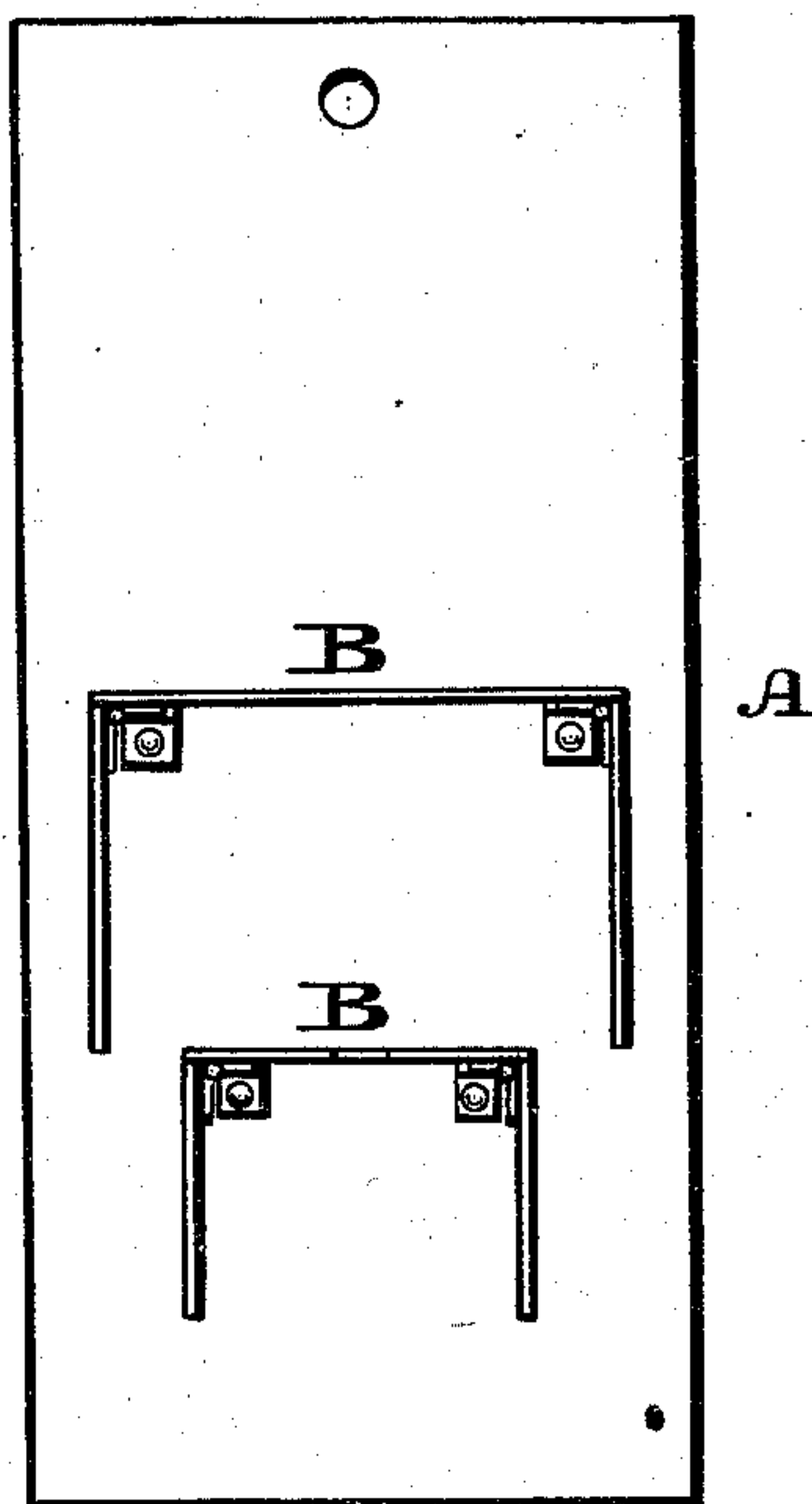


Fig. 3.

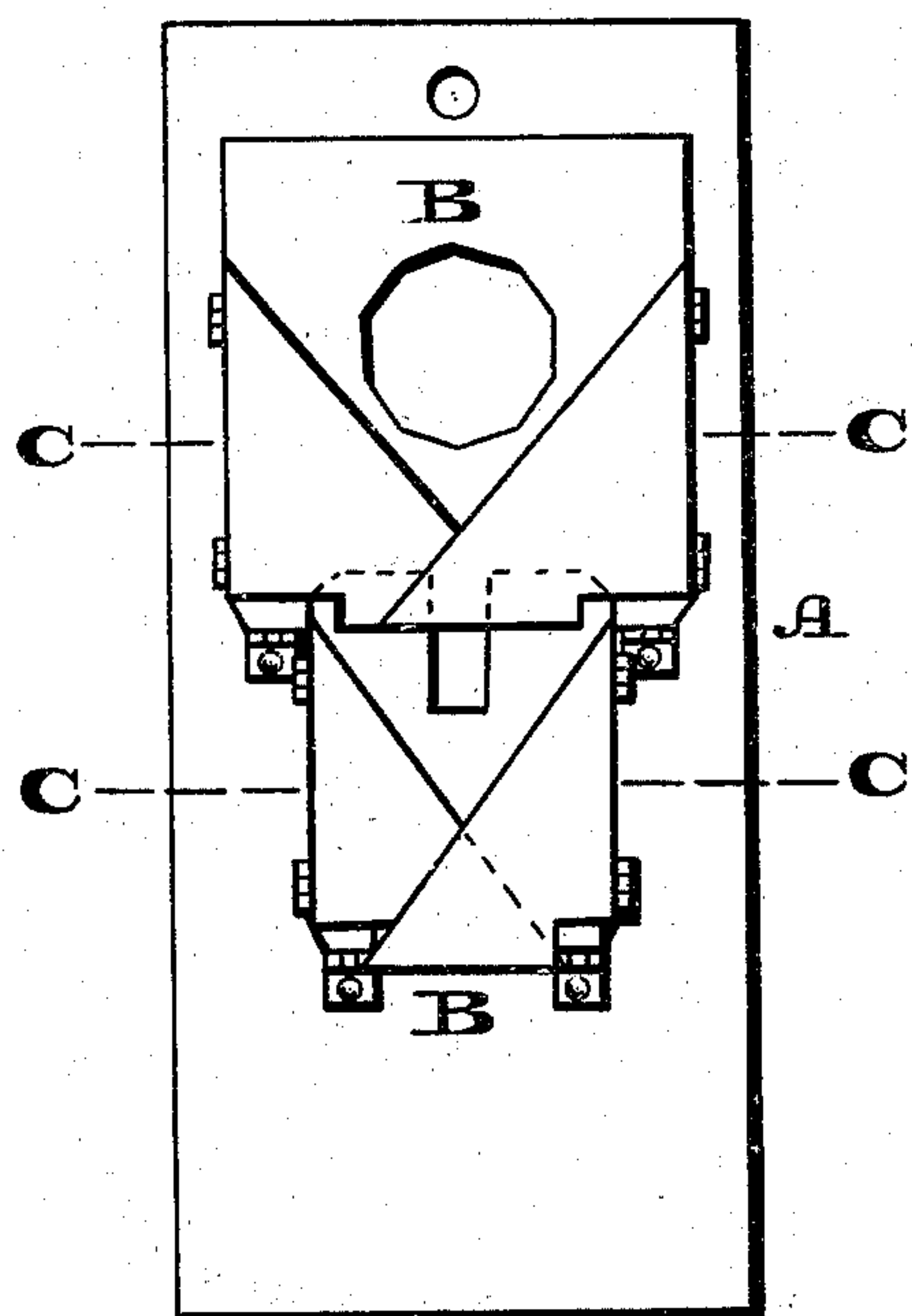
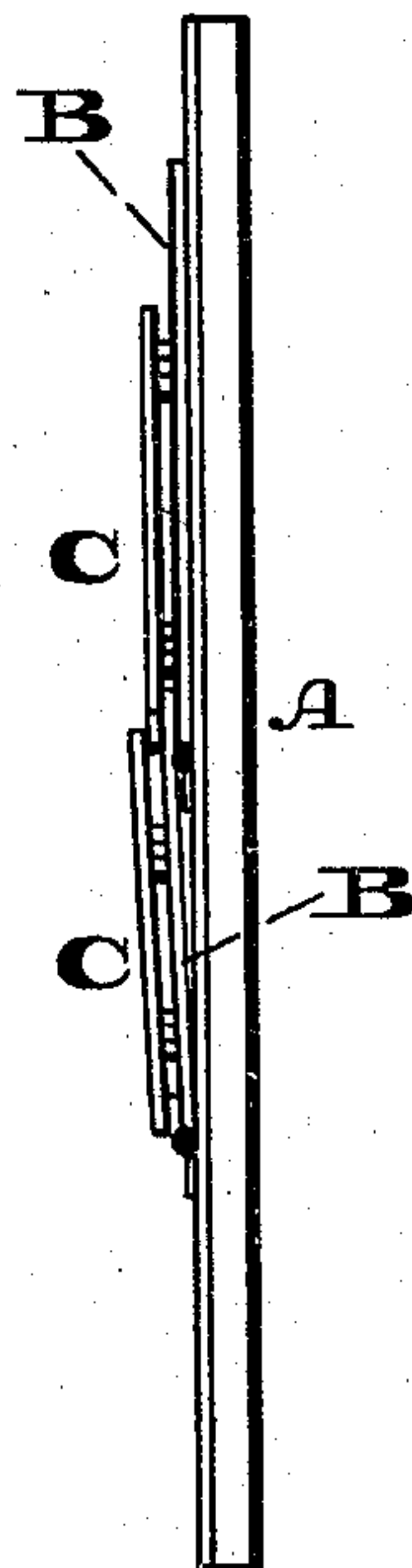


Fig. 4.



Witnesses:

*Lewis F. Brown*  
*A. P. Grant*

Inventor:

*H. B. Smith*  
by *John A. Diederich*

Attorney.

# UNITED STATES PATENT OFFICE.

HIRAM B. SMITH, OF PHILADELPHIA, PENNSYLVANIA, ASSIGNOR TO  
OSBORN CONRAD, OF SAME PLACE.

## IMPROVEMENT IN SUPPORTING-FIXTURES FOR HEATING APPARATUS.

Specification forming part of Letters Patent No. **193,046**, dated July 10, 1877; application filed  
May 28, 1877.

*To all whom it may concern:*

Be it known that I, HIRAM B. SMITH, of the city and county of Philadelphia, and State of Pennsylvania, have invented a new and useful Improvement in a Supporting-Fixture for Heating Apparatus, which improvement is fully set forth in the following specification and accompanying drawings, in which—

Figure 1 is a side view of the fixture embodying my invention. Fig. 2 is a front view thereof. Figs. 3 and 4 are front and side views, respectively, of the apparatus in a folded state.

Similar letters of reference indicate corresponding parts in the several figures.

My invention relates to an apparatus designed for supporting a heating medium and the vessel or article to be heated; and it consists of hinged shelves and hinged feet for supporting the shelves, all combined with a back, whereby the parts may be compactly folded, readily carried, and easily applied.

Referring to the drawings, A represents a plate or board, which may be denominated the back or support of the apparatus. B represents two shelves, which are hinged to the plate A, one above the other, and they are adapted to fold against said plate. To the sides of the shelves B, or to the back plate A, there are hinged feet C C, which are adapted to abut against the back plate or under the shelves B, so as to support said shelves in horizontal positions, and the feet may be folded under the shelves or against the said back plate when the apparatus is not in use, or is to be packed or transported.

The operation is as follows: The two shelves will be opened or unfolded, the feet also being opened or unfolded, so that the shelves will be properly supported and adapted to sustain the weight imposed upon them. A gas-burner,

lamp, or other heating medium will be secured to or placed upon the lower shelf, and a coffee or tea pot, cup, or other culinary vessel or article placed upon the upper shelf, and the flame or heat of the former will reach the latter through an opening in the upper shelf, whereby the proper boiling, cooking, or other operation will be accomplished.

When the work is completed the heater and culinary vessel will be removed, and the apparatus may then be folded. For this purpose the feet C will be folded against the back A or shelves B, and the shelves then folded on the back, whereby the parts assume the folded and compact form shown in Figs. 3 and 4, so as to be readily stowed, packed, or transported.

In order to cause the parts to fold in smaller compass, the lower shelf may be made to fold on the upper shelf, the feet of the lower shelf fold against its respective shelf, and the feet of the upper shelf fold over the lower shelf, this provision also serving in a measure to keep the parts from opening.

The simplicity, portability, cheapness, and adaptability of the apparatus are apparent.

Having thus described my invention, what I claim as new, and desire to secure by Letters Patent, is—

1. The upper folding shelf B, with folding feet C, in combination with the lower folding shelf B, with folding feet C, substantially as and for the purpose set forth.

2. The two hinged shelves B B, with hinged feet C C, folding over each other and on the supporting-back A, substantially as and for the purpose set forth.

HIRAM B. SMITH.

Witnesses:

JOHN A. WIEDERSHEIM,  
H. E. HINDMARSH.