

J. C. MILLARD.  
BOX-FASTENER.

No. 193,020.

Patented July 10, 1877.

Fig. 1.

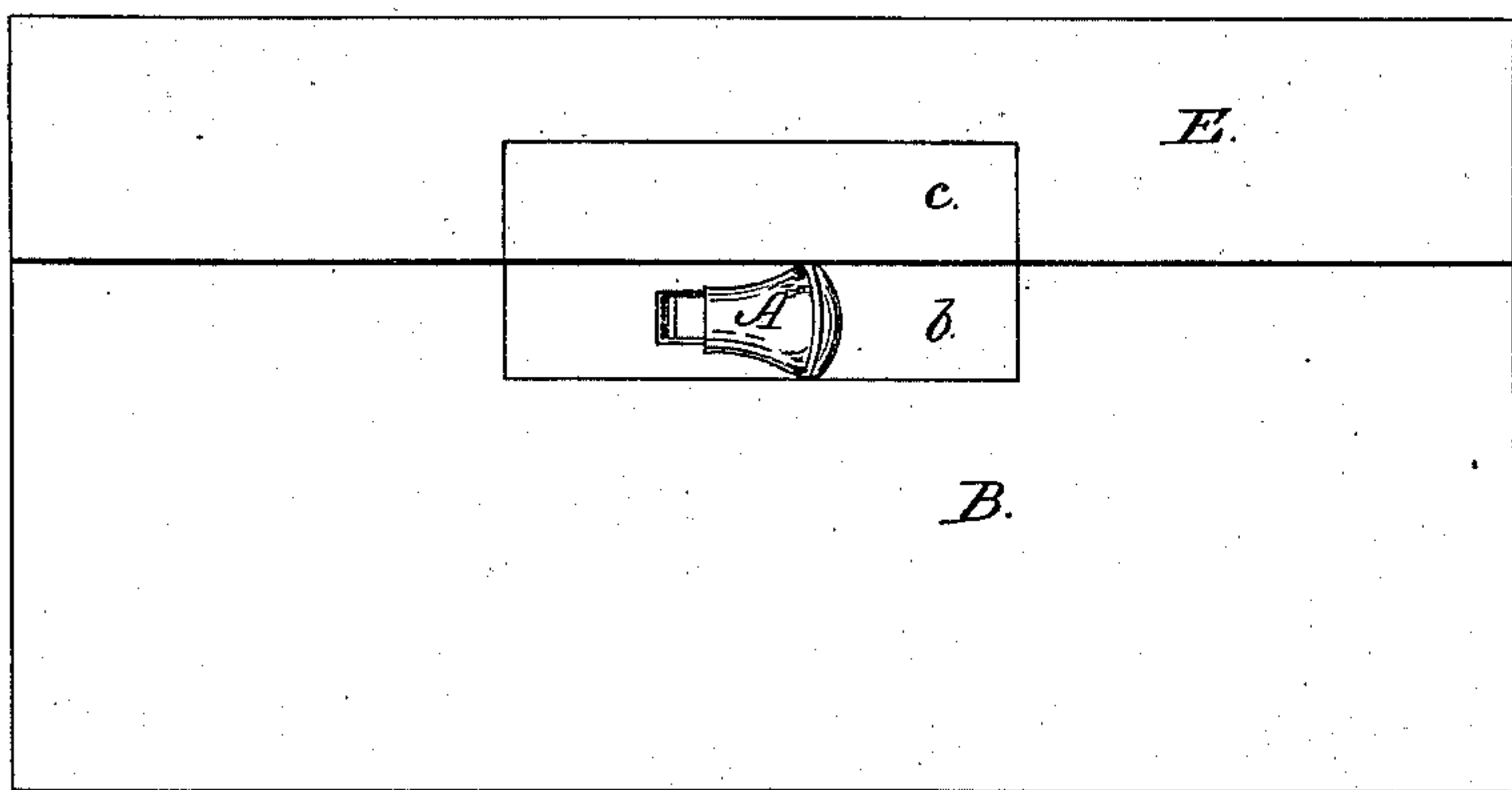


Fig. 2.

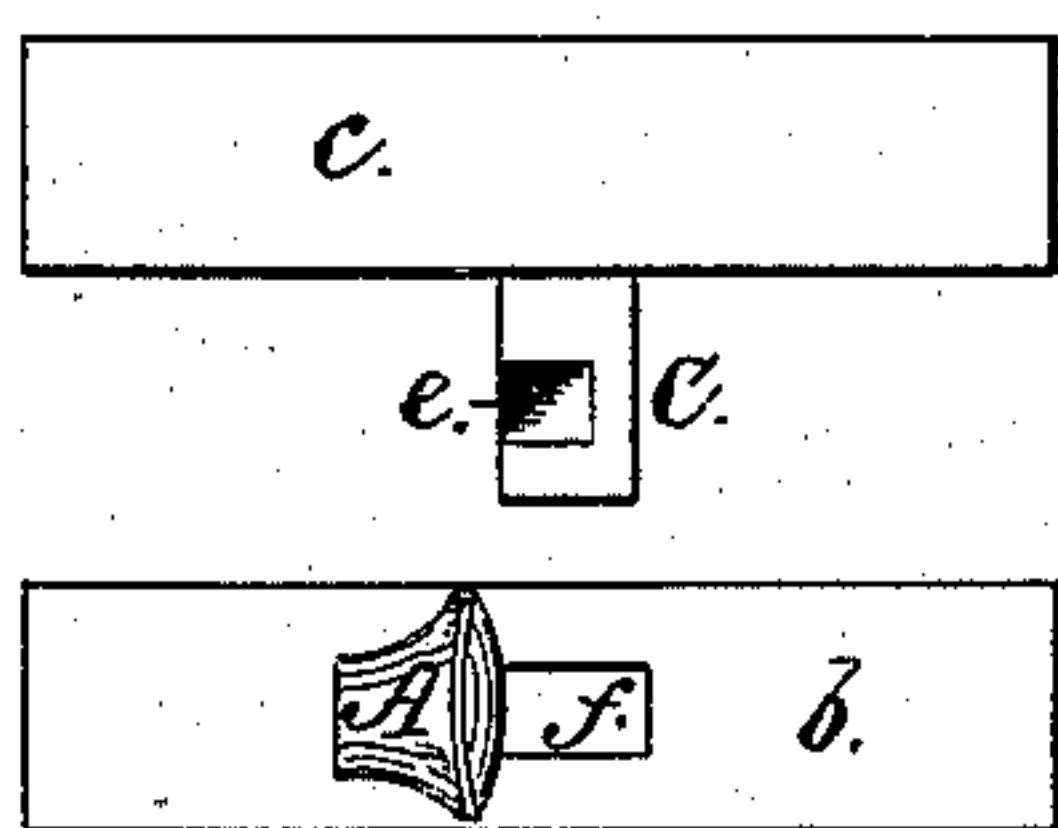


Fig. 3.

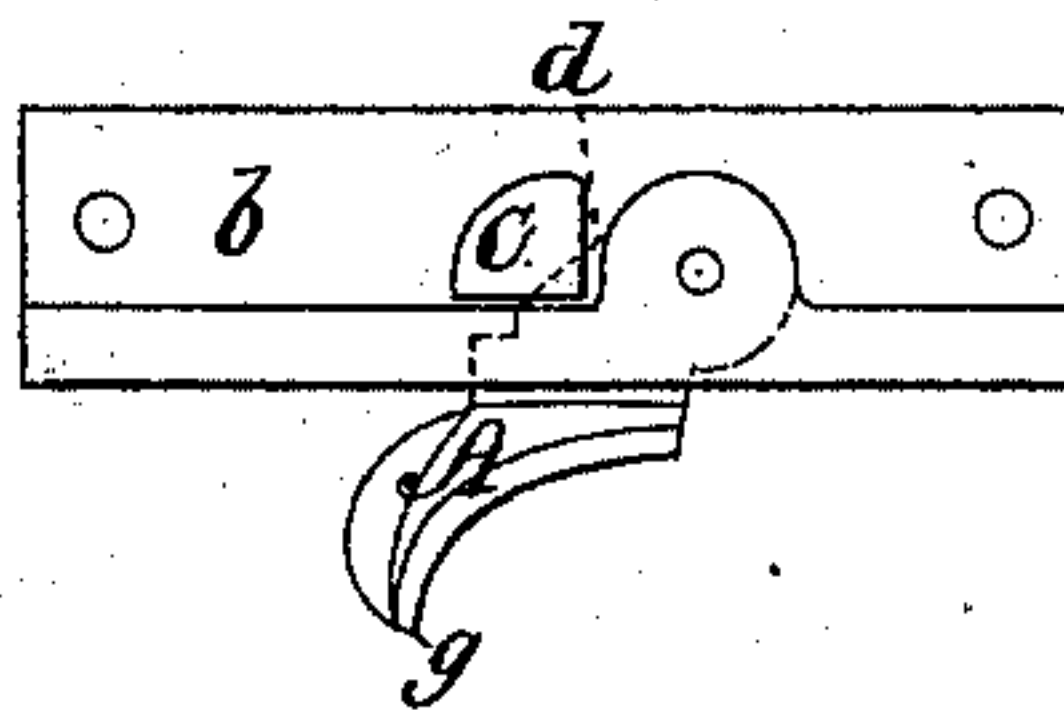


Fig. 5.


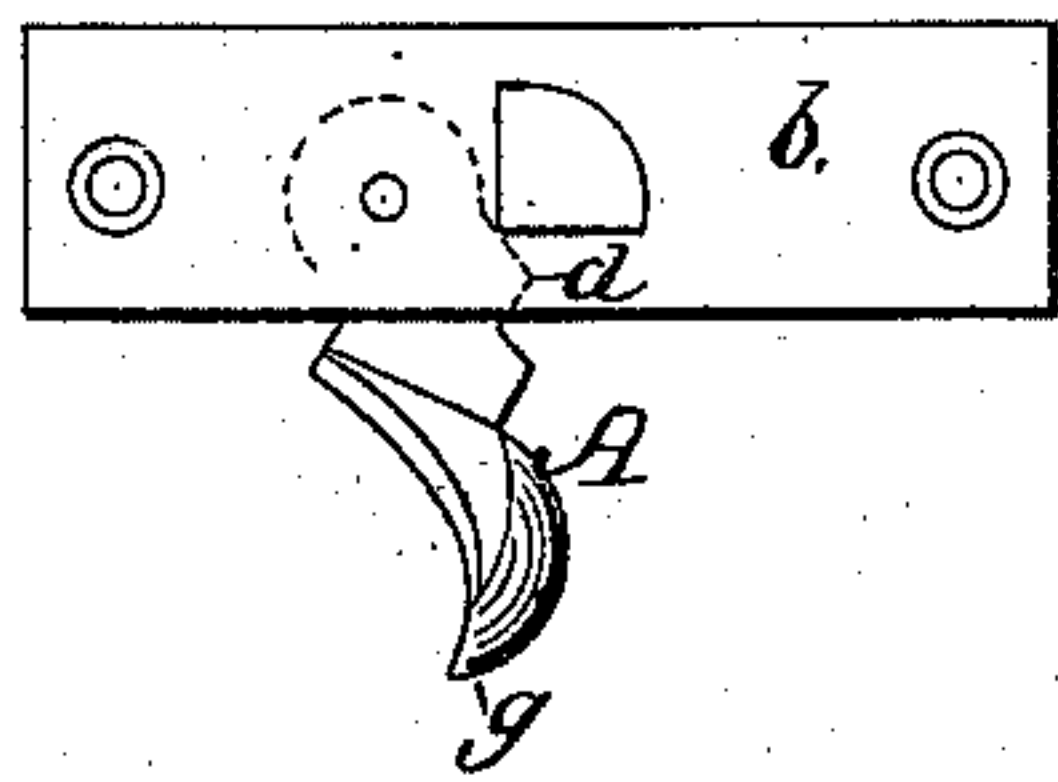


Fig. 4.



WITNESSES:

W. W. Hollingsworth  
John C. Kemou

INVENTOR:

Jerome C. Millard

BY

Heun & Co

ATTORNEYS.

# UNITED STATES PATENT OFFICE.

JEROME C. MILLARD, OF PULTNEYVILLE, NEW YORK.

## IMPROVEMENT IN BOX-FASTENERS.

Specification forming part of Letters Patent No. **193,020**, dated July 10, 1877; application filed June 6, 1877.

*To all whom it may concern:*

Be it known that I, JEROME C. MILLARD, of Pultneyville, in the county of Wayne and State of New York, have invented a new and Improved Thumb-Catch; and I do hereby declare that the following is a full, clear, and exact description of the same.

The invention relates to a fastening for boxes or cases, more particularly for physician's hand medicine-cases; and consists of angular plates, one provided with a notched rigid stud and the other with a slot or hole to receive the stud, and also with a pivoted catch of peculiar construction. The said plates are designed for application and attachment, respectively, to the cover and body of the box or case, so that when the cover is closed the catch can be made to engage the notch in the stud and thus secure the parts together.

In the accompanying drawing, forming part of this specification, Figure 1 is a side elevation of a box or case having my improved fastener attached. Figs. 2, 3, 4, 5 are detail views.

The catch A is pivoted to a right-angled plate, *b*, attached to the body B of the case, and the stud C projects from a plate, *c*, attached to the lid or cover E of the case. The catch has a projection, *d*, on the inner side,

contiguous to its pivot, the function of which is to engage the notch *e* in stud C when the cover E is closed, and the stud thereby forced through the aperture *f* in plate *b*. The object of this engagement of the catch and stud is obviously to hold the cover closed. The catch A is curved outward at its free end *g*, which thereby constitutes a thumb-piece, adapted for use for operating the catch—that is to say, for pressing it down to engage the stud, or raising it to release the stud, according as required to fasten or open the cover of the case.

The catch A may operate by gravity; but I prefer it shall have sufficient friction with contiguous parts to require force to operate it, so that it will be less likely to be disengaged accidentally.

What I claim is—

The fastening, composed of the angular plate *c* having the rigid notched stud C *e*, the corresponding plate *b* having the thumb-catch A with projections *d* and *g*, and pivoted in a slot, as shown and described, to operate as specified.

JEROME C. MILLARD.

Witnesses:

CHARLES WHITCOMB,  
SIMEON KOETS.