

O. T. SMITH.
MERCHANDISE TAG.

No. 192,947.

Patented July 10, 1877.

Fig. 1.

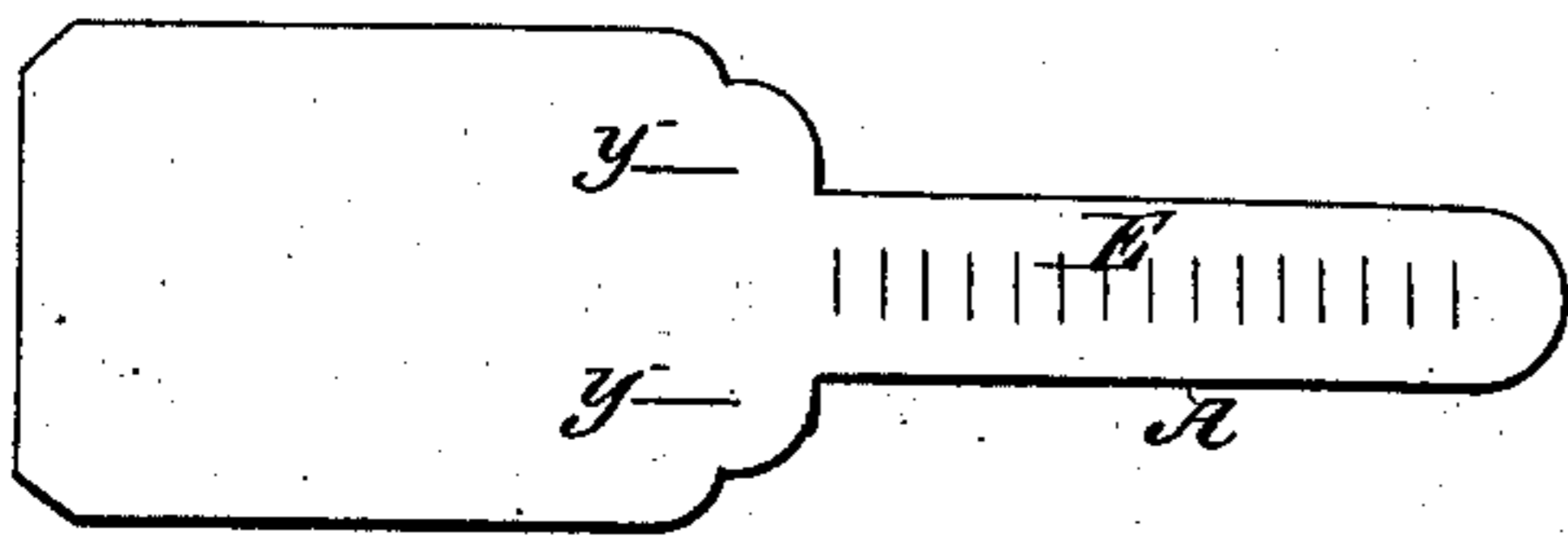


Fig. 2.

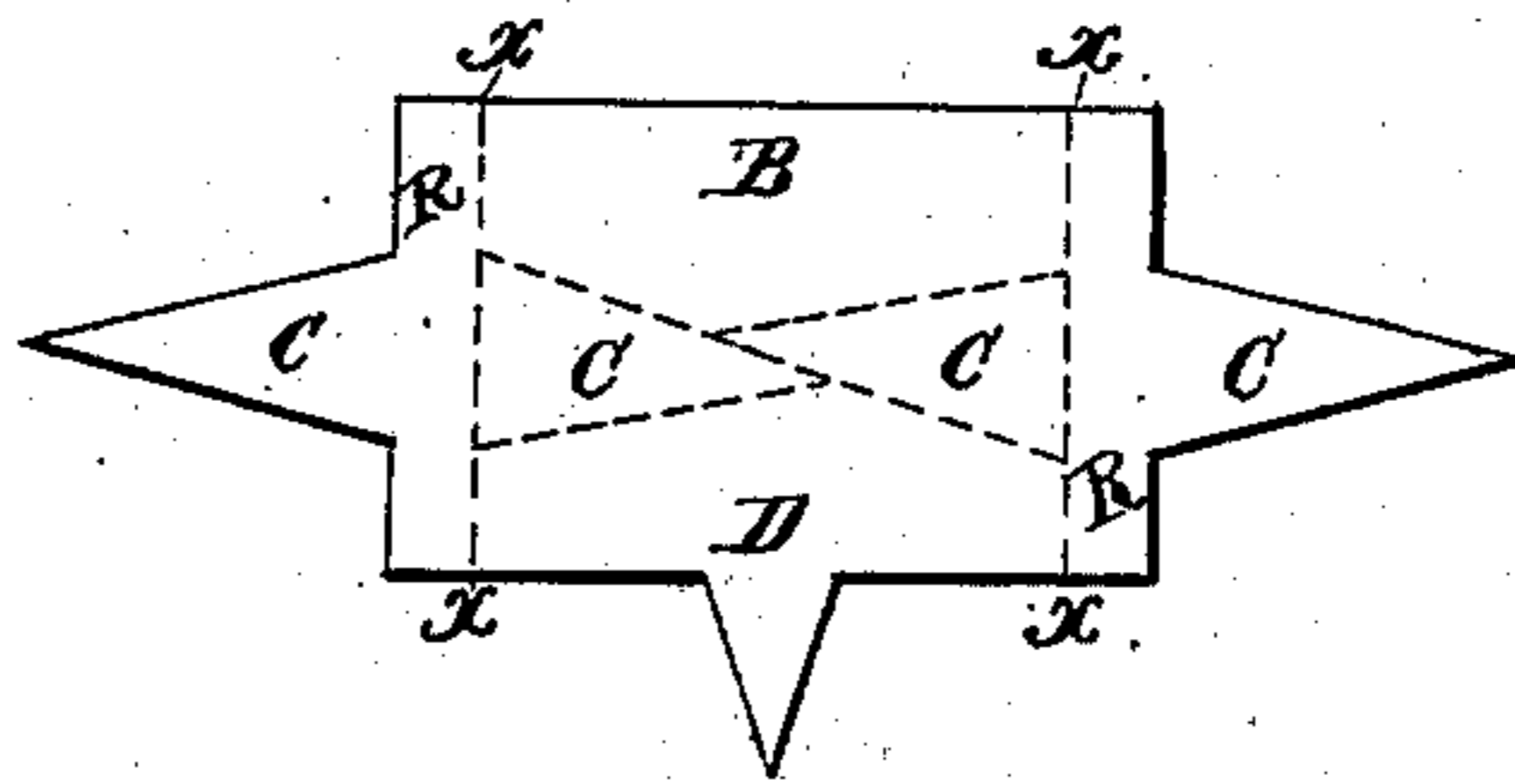


Fig. 3.

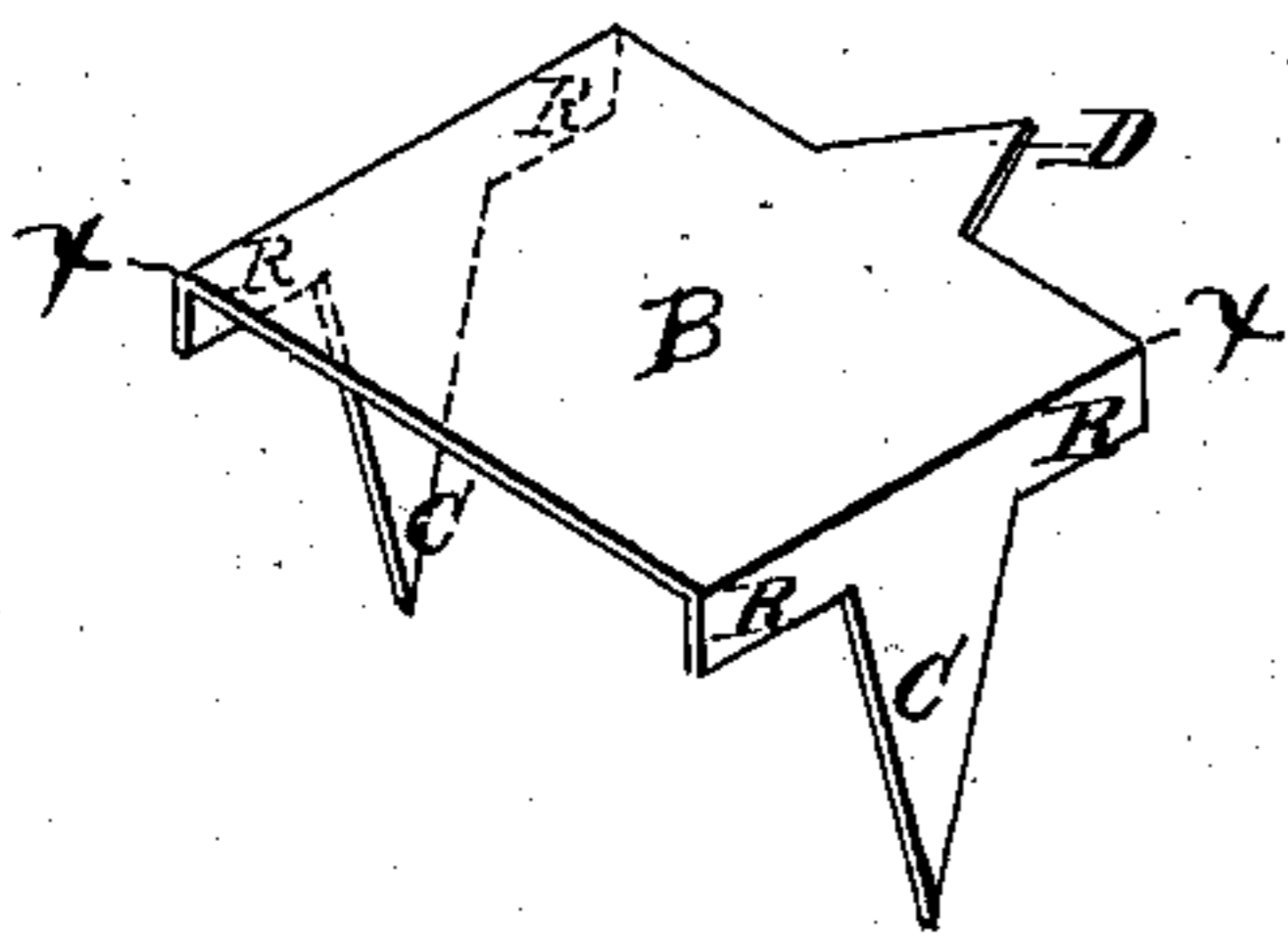


Fig. 4.

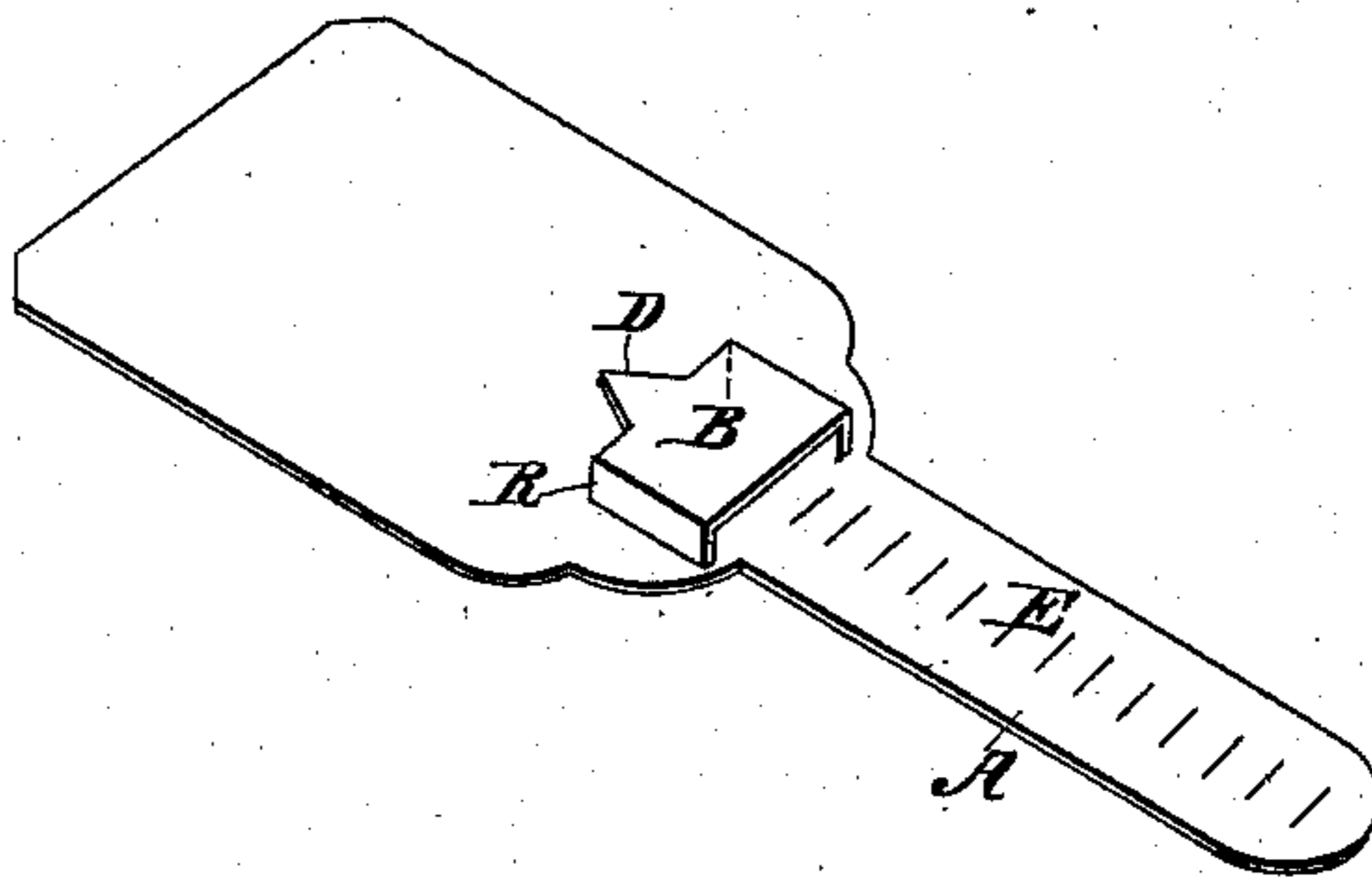


Fig. 5.

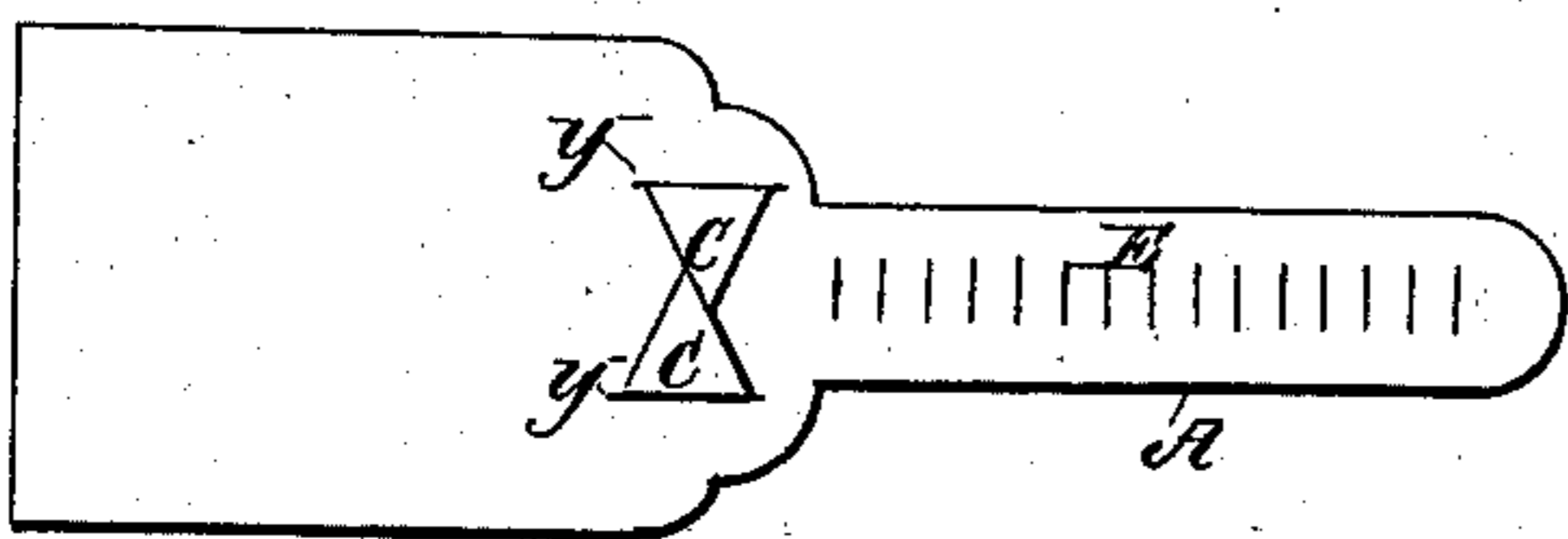
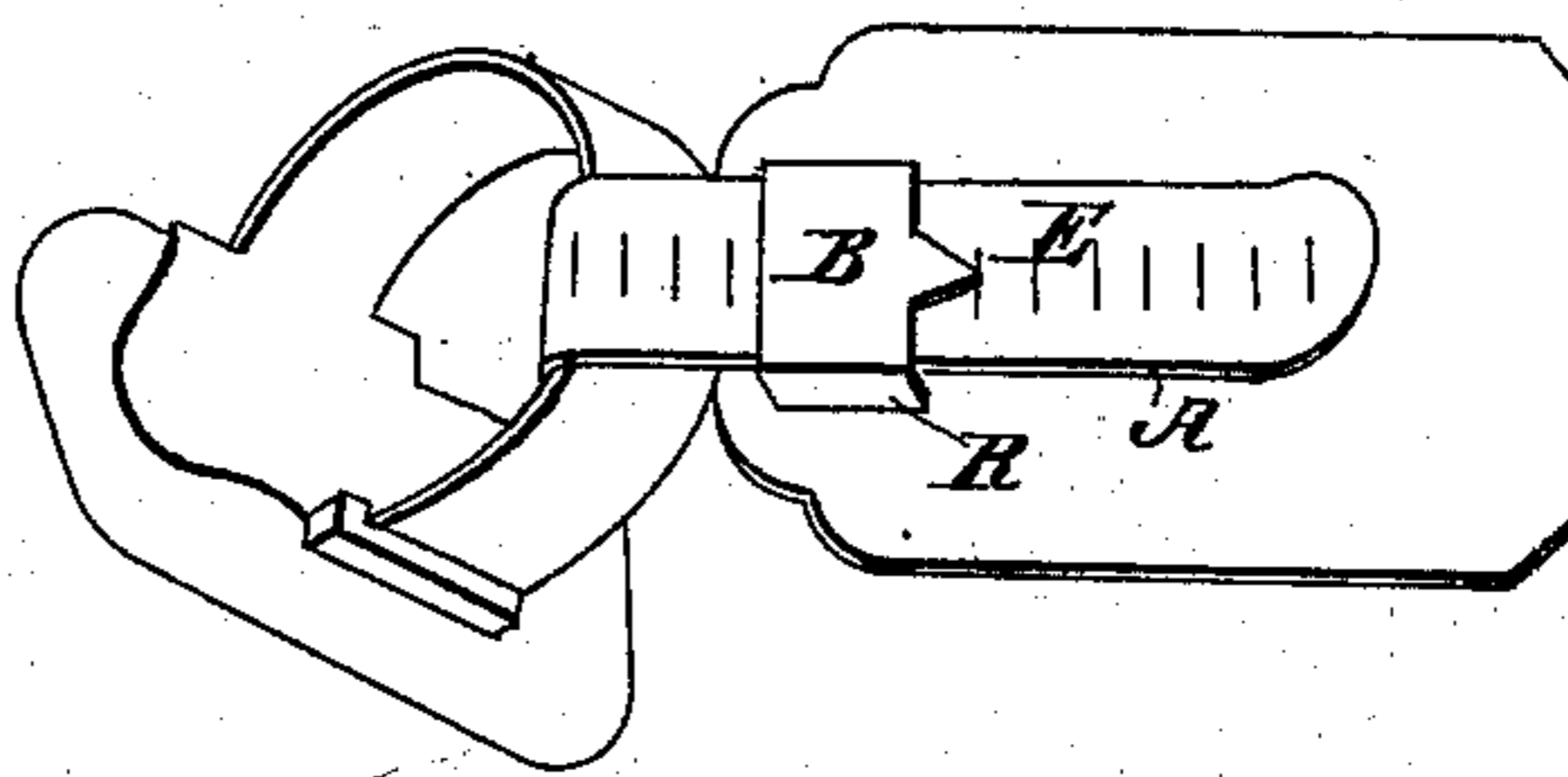


Fig. 6.



Witnesses.

W. H. Smith
Rollin O. Smith

Inventor.

O. T. Smith

UNITED STATES PATENT OFFICE.

ORVILLE T. SMITH, OF BROOKLYN, NEW YORK.

IMPROVEMENT IN MERCHANDISE-TAGS.

Specification forming part of Letters Patent No. **192,947**, dated July 10, 1877; application filed December 6, 1876.

To all whom it may concern:

Be it known that I, ORVILLE T. SMITH, of Brooklyn, Kings county, in the State of New York, have invented a new and useful Improvement in Merchandise-Tags, of which the following is, as I do hereby declare, a full, clear, and exact description, which will enable others skilled in the art to make and use the same, reference being had to the accompanying drawings.

Figure 1 represents the tag with its perforations or slots in the tongue-shaped end. Fig. 2 represents the metal band with its attaching-clasps and prong-like projection from the front edge. Fig. 3 represents the metal band with its bent ends and attaching-clasps, and having on its front edge a prong at an angle to the flat surface of the band. Fig. 4 represents a front view of the tag with metal band attached. Fig. 5 represents a reverse view of Fig. 4, showing position of attaching-clasps when metal band is attached to tag. Fig. 6 represents the improved tag applied to its proper use, to wit, attached to a ring or any other article.

Similar letters of reference indicate corresponding parts.

I design by my invention to provide for the use of the public an improvement in merchandise-tags—one that shall be capable of great adaptability, easy of attachment to and removal from a ring or any other article of merchandise, and yet not liable to accidental detachment.

A in the drawing represents the tag, shaped into a long tongue at one end.

The tag may be made of any material or pattern desired, and there is nothing which is claimed to be new about it.

B represents a metal band, with ends R R bent over at $x x$ and right angles to the flat surface of the band. This band is securely fastened into the tag at y , just before the point where it narrows into the tongue, with the edges of the bent ends R R resting upon the surface of the tag, so that a space is left between the under surface of the band and upper surface of the tag, through which the tongue A can be thrust.

C represents the clasps, which form part of the band B, and which are used to attach it to

the tag by being pushed through the tag or through slots therein at y , and bent over so as to rest close against the surface of the tag, as in Fig. 5.

D represents a prong or catch projecting from the front edge of the band B midway between the two ends R R, and at an angle to the flat surface of the band B, and terminating in a point.

The prong D may also curve downward toward the upper surface of the tag.

The prong D is designed to catch into any portion of the tongue of the tag, or through any of the slots, holes, or eyelets next described, thus allowing it to be adapted to any article.

E represents slots, holes, or eyelets made in the tongue part of the tag.

It is intended the improved tag shall be made with or without the slots, holes, or eyelets in the tongue.

The tongue is drawn around the article to which the tag is to be attached, or around or through some part of it, as shown in Fig. 6, and then passed under the band B and caught by the prong D by pushing the prong into the tongue, or through the slots, holes, or eyelets, if there be any.

This improvement does away with the necessity of using loops or fastenings now used.

I claim as new, and desire to secure by Letters Patent—

1. The metal band B, provided with the prong or catch D on its front edge, and at an angle to its flat surface, the ends R R, bent at $x x$ and at right angles to the flat surface of the band, and the attaching-clasps C C, substantially as described.

2. The perforated tongue-shaped tag, substantially as described, in combination with the metal band B, provided with the angled prong D, bent ends R R, and attaching-clasps C C, for the purposes substantially as specified.

In testimony whereof I have signed this specification this 4th day of December, 1876, in presence of two subscribing witnesses.

ORVILLE THORNTON SMITH.

Witnesses:

HENRY C. BANKS,
SHEPPARD BANKS.