

L. T. REED.
MILK-COOLER.

No. 192,935.

Patented July 10, 1877.

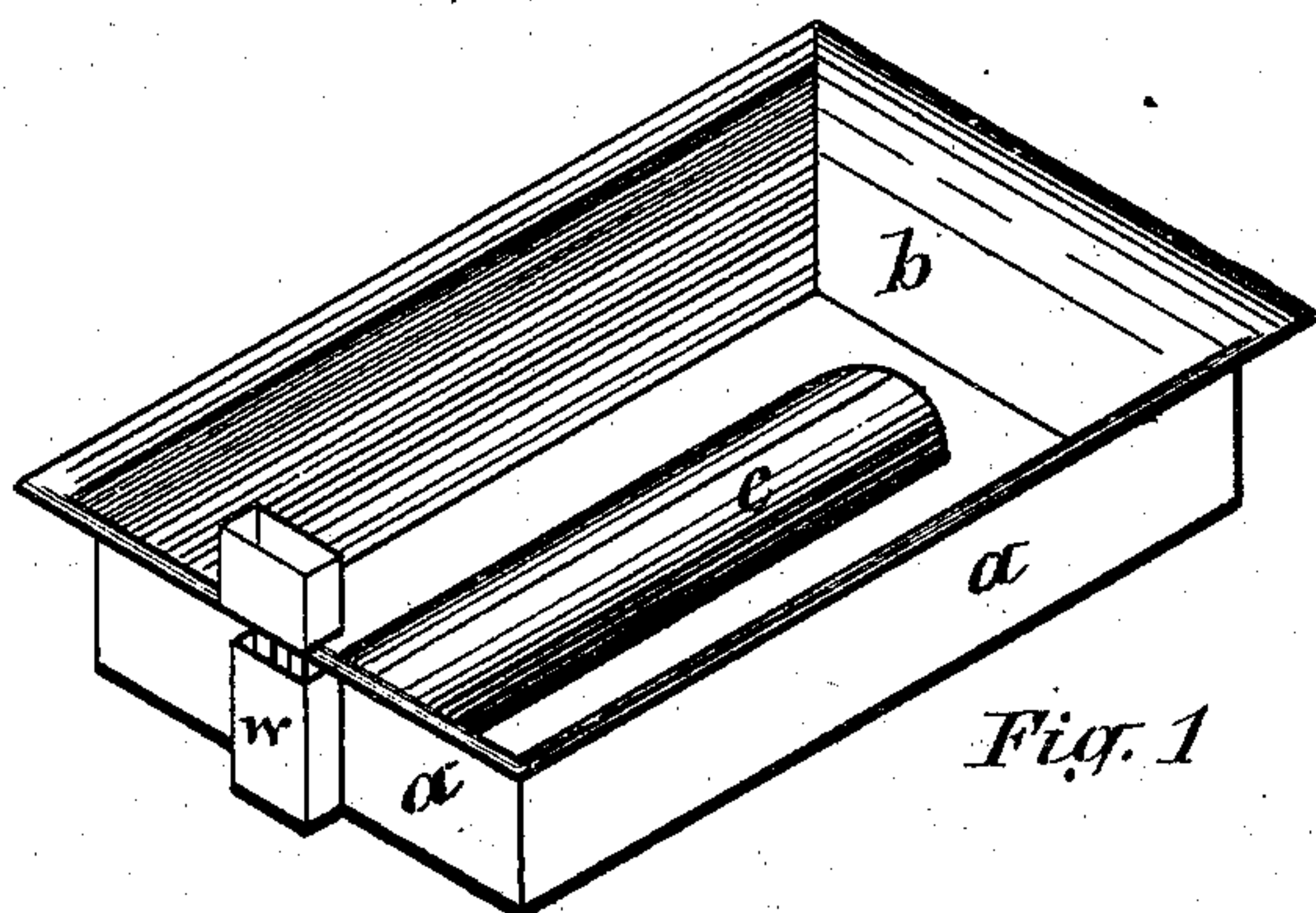


Fig. 1




Fig. 2

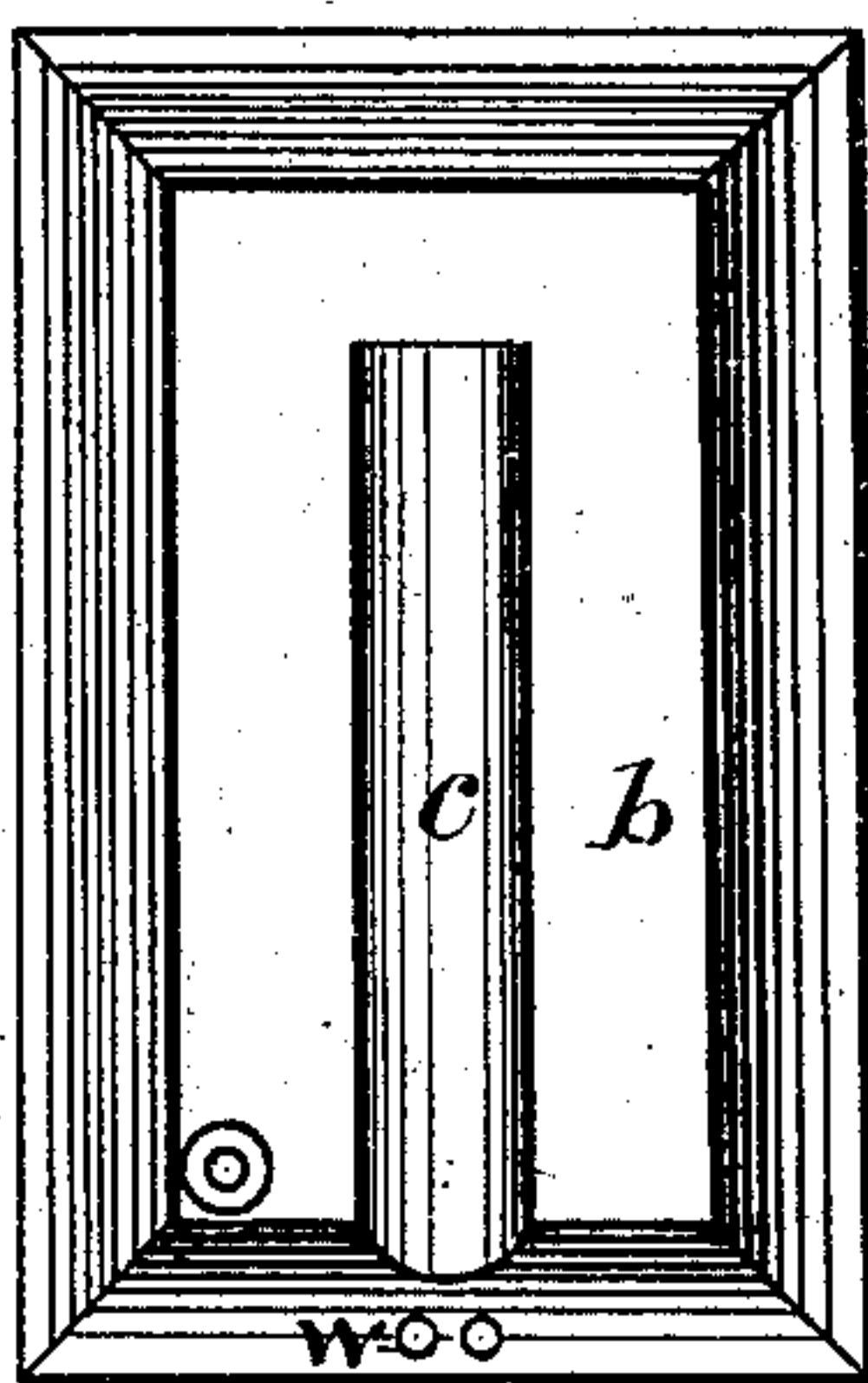


Fig. 3




Fig. 4




Fig. 5

WITNESSES:

C. Bendixen
Jou. C. H. H. H. H.

INVENTOR:

Levi T. Reed
for E. Laessle Atty

UNITED STATES PATENT OFFICE.

LEVI T. REED, OF ERIEVILLE, NEW YORK.

IMPROVEMENT IN MILK-COOLERS.

Specification forming part of Letters Patent No. **192,935**, dated July 10, 1877; application filed January 5, 1877.

To all whom it may concern:

Be it known that I, LEVI T. REED, of Erie-ville, in the county of Madison, in the State of New York, have invented a new and useful Improvement in Milk-Coolers, of which the following, taken in connection with the accompanying drawing, is a full, clear, and exact description.

This invention relates to improvements in that class of milk-coolers in which the milk-pans set within a pan or vat with a space between them to admit water.

The invention consists of an improved main water-distributing passage under the milk-pan, formed by a longitudinal depression or concavity in the under side of the milk-pan bottom, and a rib or flange upon the water-vat bottom, forming a longitudinal partition in the concavity aforesaid, by which construction and combination a simple, cheap, and effective milk-cooler is obtained, which cools the milk more uniformly, dispenses with the use of pipes, and is easily cleaned.

In the accompanying drawing, Figure 1 is an isometric top view of my invention; Fig. 2, a top view of the water-vat with the pan removed; Fig. 3, a view of the under side of the milk-pan; Fig. 4, a transverse section of the milk-pan and vat connected; and Fig. 5, a longitudinal section of same.

Similar letters of reference indicate corresponding parts.

a is the water-vat, provided on its bottom with the rib or flange *d*, extending from the water-inlet *w* nearly across the vat. *b* is the milk-pan, which sets in the water-vat, with

the usual water-space between them. *c* is the longitudinal depression or concavity in the under side of the milk-pan bottom. It is open at the end where connected with the water-inlet and closed at the opposite end.

When the milk-pan is placed in the water-vat, the rib *d* on the bottom of the latter, being of proper relative height and length, forms a longitudinal partition in the concavity *c* of the former, thus dividing the water-passage, and causing a better distribution of the water around the pan. The concavity *c* underneath forming a ridge upon the top of the milk-pan bottom, increases the cooling-surface in such a manner as to cool the milk from the center and near the top.

v represents the usual water overflow and discharge pipe, generally placed at the end of the vat opposite the water-inlet.

Having thus described my invention, what I claim is—

The combination of the pan *b*, having its bottom constructed so as to form the longitudinal cavity *c*, and the vat *a*, provided with the longitudinal rib or flange *d*, constructed and arranged substantially as described and shown, for the purpose set forth.

In testimony whereof I have signed my name and affixed my seal in the presence of two attesting witnesses at Syracuse, in the county of Onondaga and State of New York, this 27th day of December, 1876.

LEVI T. REED. [L. S.]

Witnesses:

E. BENDIXEN,
E. LAASS.