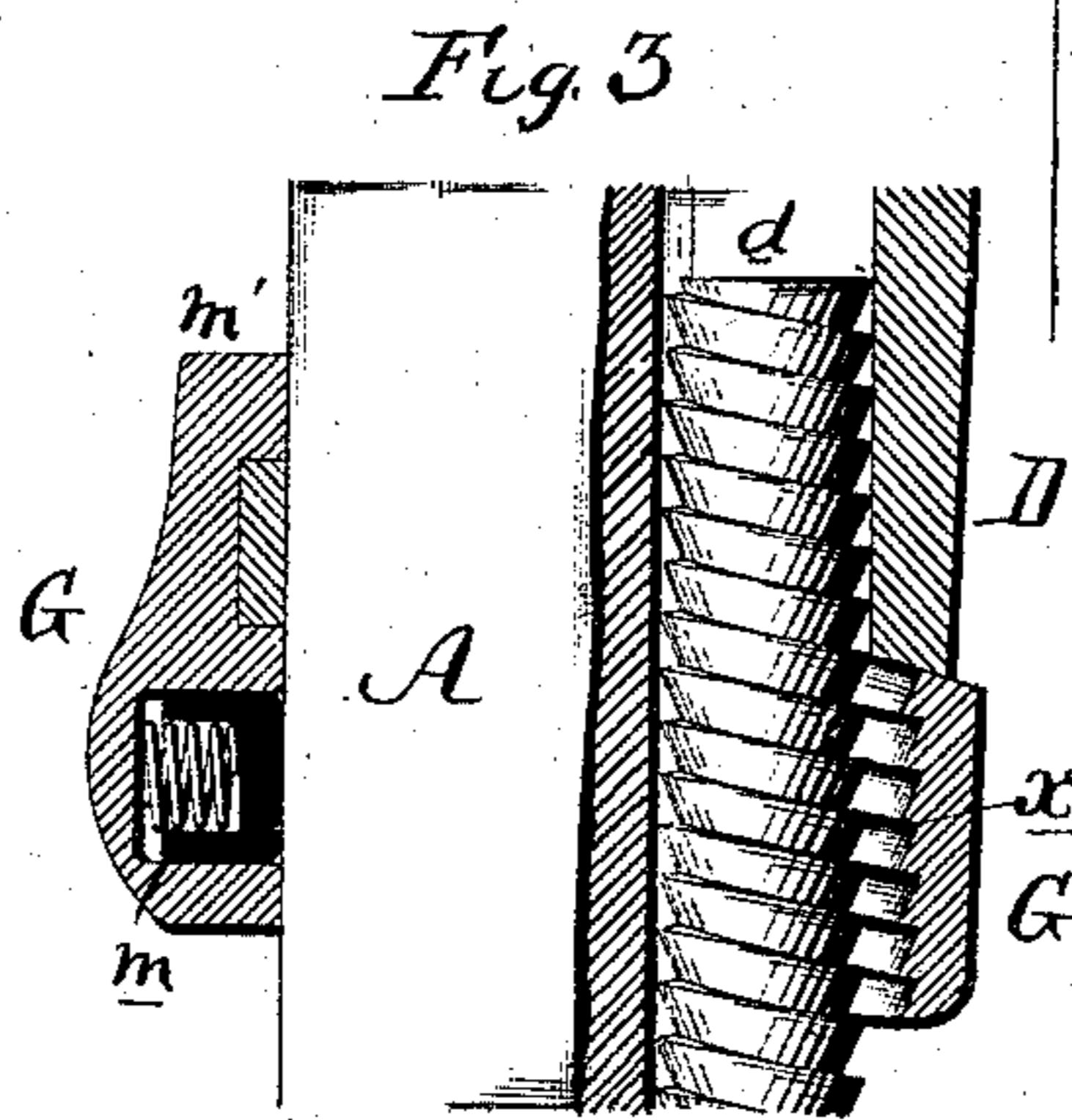
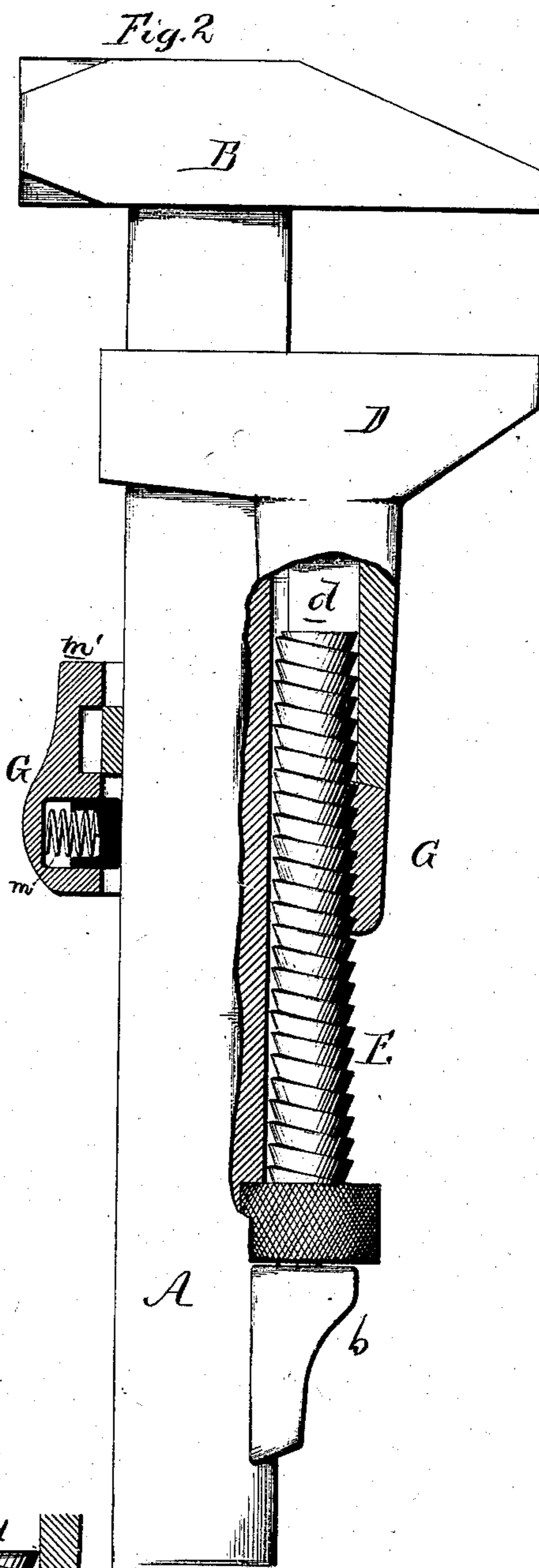
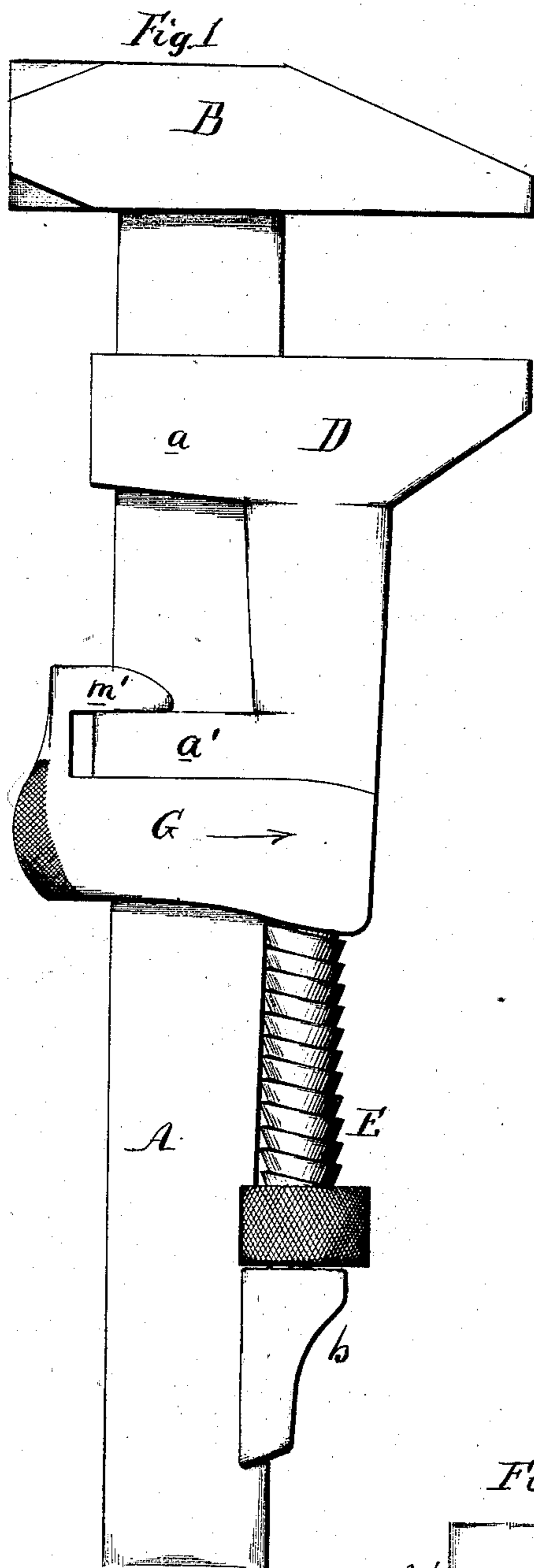


B. F. JOSLYN.
WRENCH.

No. 192,920.

Patented July 10, 1877.



Witnesses.
Thomas McLean
Henry Howson Jr

Benjamin F. Joslyn
by his Attorneys.
Howson and Son

UNITED STATES PATENT OFFICE.

BENJAMIN F. JOSLYN, OF WORCESTER, MASSACHUSETTS, ASSIGNOR TO
RICHARD P. BRUFF, OF NEW YORK, N. Y.

IMPROVEMENT IN WRENCHES.

Specification forming part of Letters Patent No. **192,920**, dated July 10, 1877; application filed
August 24, 1876.

To all whom it may concern:

Be it known that I, BENJAMIN F. JOSLYN, of Worcester, Massachusetts, have invented a certain Improvement in Wrenches, of which the following is a specification:

My invention relates to that class of wrenches in which the adjustable jaw can be readily placed beyond the control of and into gear with the adjusting-screw; and my invention consists of an improvement, fully described hereinafter, in the wrench for which Letters Patent No. 170,860 were granted to me on the 7th day of December, 1875.

In the accompanying drawing, Figure 1 is an exterior view of a wrench with my improvement; Fig. 2, a side view, partly in section; and Fig. 3, a sectional view, showing the mode of disengaging the movable jaw from the adjusting-screw.

A is the stem of the wrench; B, the usual fixed jaw, and D the movable jaw, the latter having two projections, *a a'*, adapted to the stem A, on which the jaw can be moved to and fro.

A screw, E, has its bearing at one end in a projection, *b*, on the stem A, the opposite threaded end passing freely into an opening, *d*, in the movable jaw.

G is a yoke adapted to the stem A, and arranged to slide with the movable jaw on the said stem, one end of this yoke having internal teeth *x*, for engaging with the thread of the screw.

The yoke G can have a limited movement

in the direction of the arrow, Fig. 1, and can be pushed in that direction until the teeth *x* will be clear of the thread of the screw, when the movable jaw will be at liberty to be quickly moved to or fro on the stem. On releasing the yoke, however, a spring, *m*, will move it back to its original position, and its teeth will be in gear with the thread of the screw, when the latter will be the sole medium through which the jaw can be adjusted.

The yoke G has a lip, *m'*, forked to embrace the stem, and overlapping the projection *a'* of the movable jaw, the said projection thus serving as a guide on which the yoke can slide.

This construction I consider to be an improvement on my before-mentioned patent, as the sliding yoke in this case is easier to manipulate, and the parts do not become clogged as quickly as in the other wrench.

I claim as my invention—

The combination of the adjusting-screw E of a wrench and the movable jaw D, having the projection *a'*, with the sliding yoke G, having teeth adapted to the screw, and provided with the lip *m'*, substantially as described.

In testimony whereof I have signed my name to this specification in the presence of two subscribing witnesses.

BENJAMIN F. JOSLYN.

Witnesses:

HUBERT HOWSON,
HENRY HOWSON, Jr.