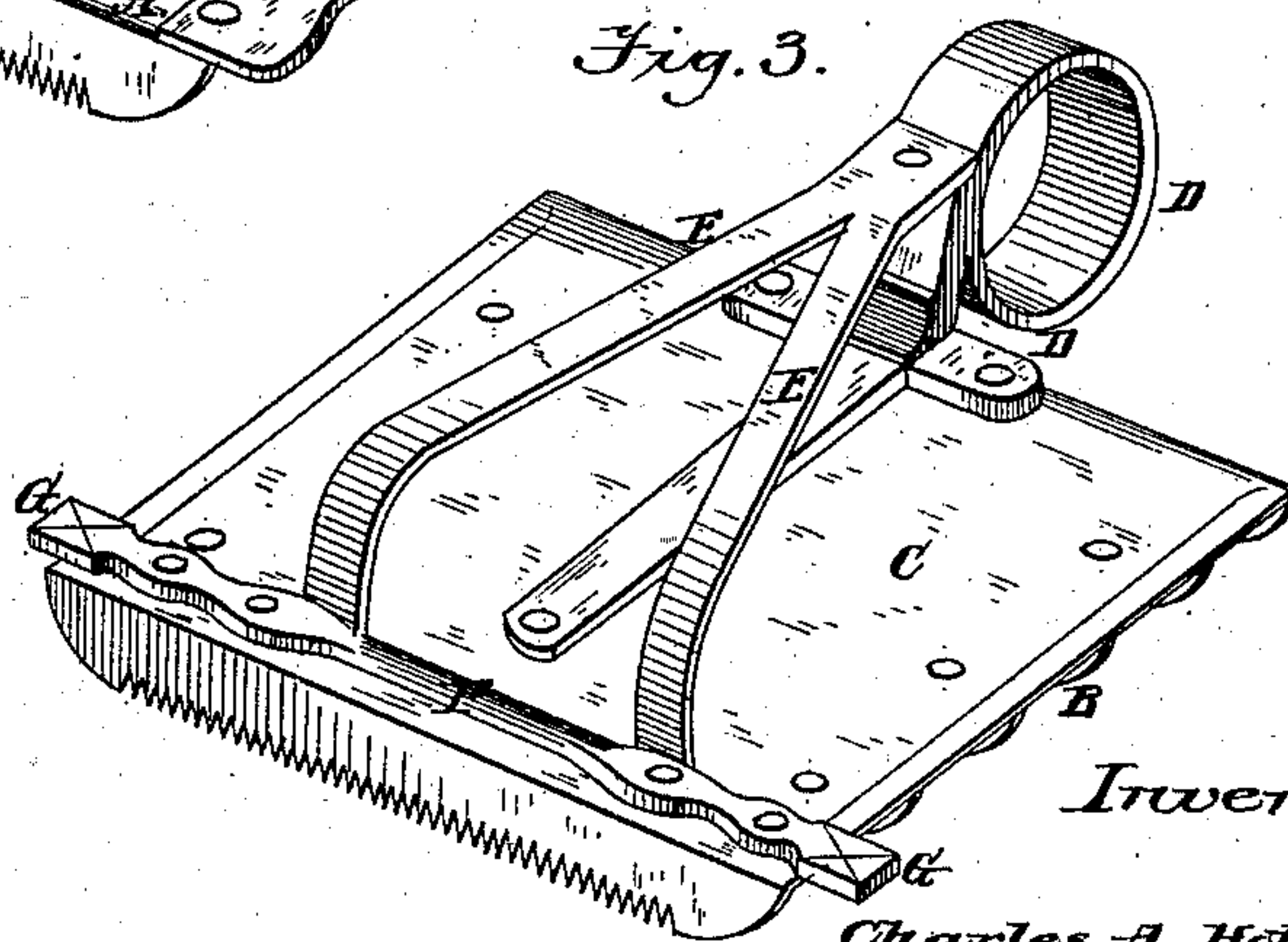
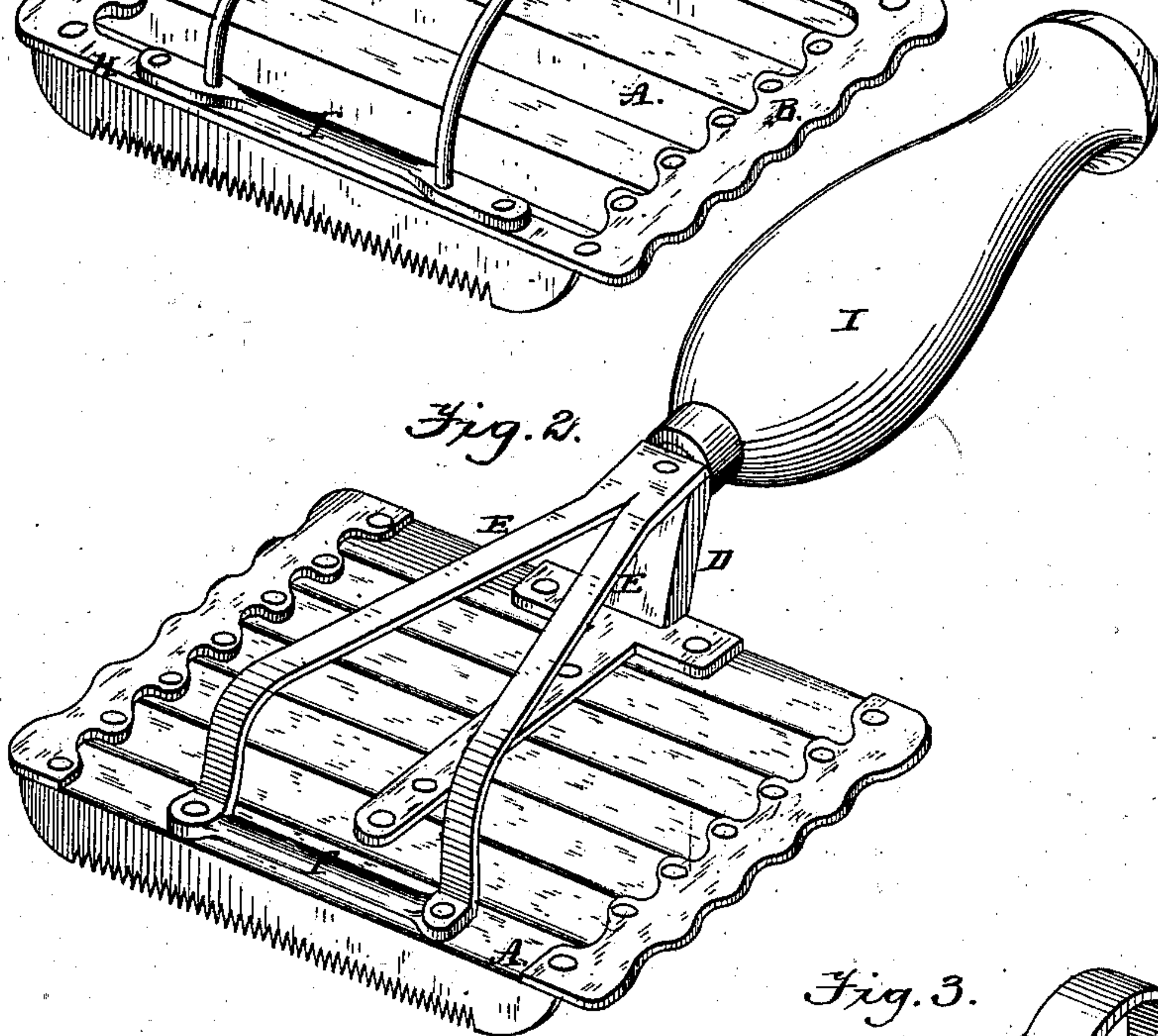
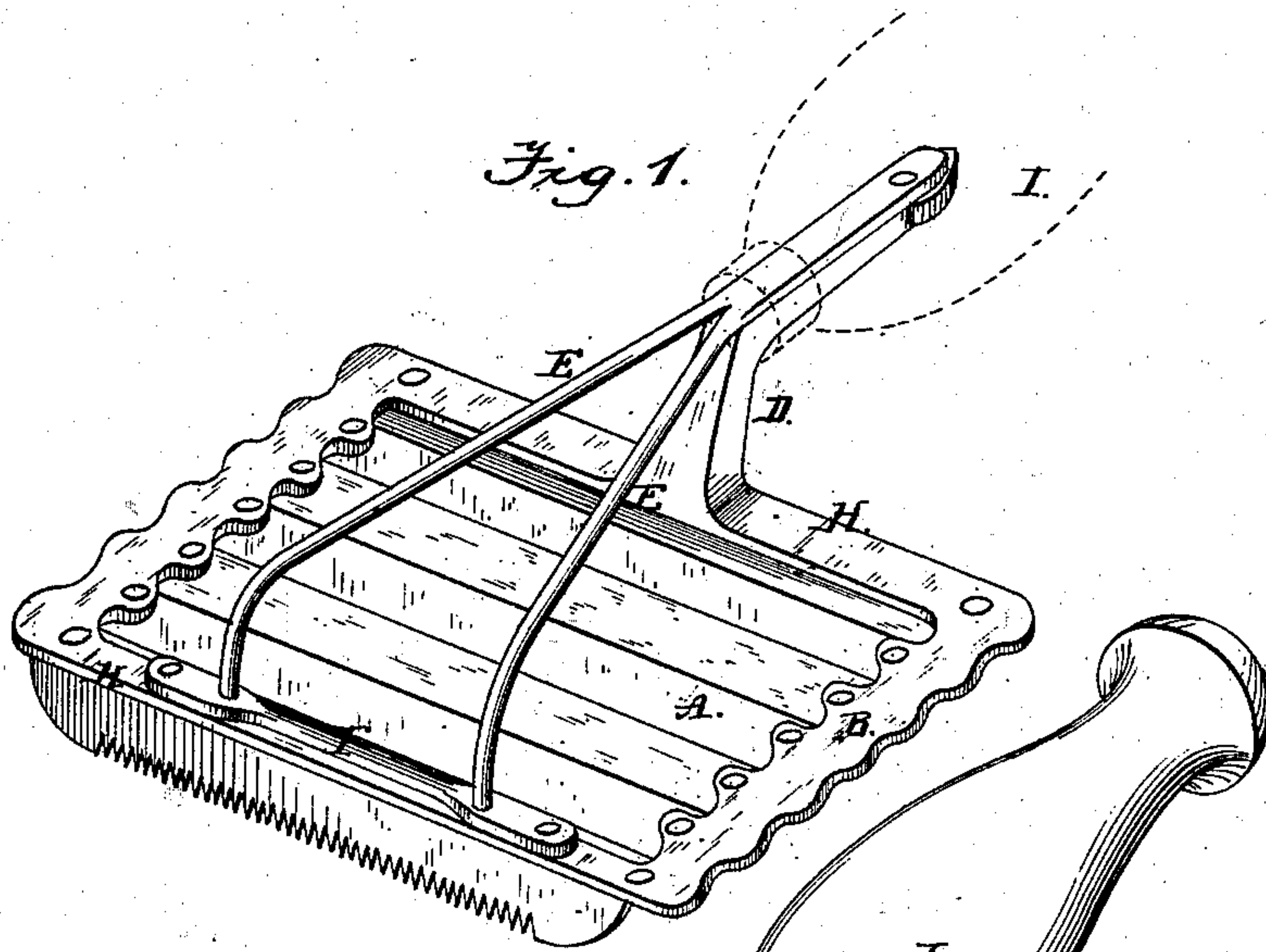


C. A. HOTCHKISS.
CURRY-COMB.

No. 192,918.

Patented July 10, 1877.



Witnesses;
Geo. H. Graham.
L. H. Todd

Inventor;
Charles A. Hotchkiss,

by Munson & Philipp.
Attorneys.

UNITED STATES PATENT OFFICE.

CHARLES A. HOTCHKISS, OF BRIDGEPORT, CONNECTICUT.

IMPROVEMENT IN CURRY-COMBS.

Specification forming part of Letters Patent No. **192,918**, dated July 10, 1877; application filed June 28, 1877.

To all whom it may concern:

Be it known that I, CHARLES A. HOTCHKISS, of the city of Bridgeport, county of Fairfield, and State of Connecticut, have invented certain new and useful Improvements in Curry-Combs; and I do hereby declare the following to be a full, clear, and exact description of the same, reference being had to the accompanying drawings, forming a part of this specification, in which—

Figure 1 represents a curry-comb embodying my invention, provided with a side handle. Fig. 2 is a modification of the same. Fig. 3 represents a curry-comb containing my invention, the side handle being omitted.

The object of my invention is to cheapen the cost of supplying curry-combs with grasping devices over the back; and it consists in making the grasping device out of one piece of metal, which forms two bars, running across the back, which are secured to the comb bars or frame at its front, and to the standard that forms the thumb-rest at the back, as will be more fully hereinafter described and claimed.

In the drawings, A represents the comb-bars, which are secured to the side bars B, as shown in Figs. 1 and 2, or to the plate C, as shown in Fig. 3. D is the standard, sufficiently raised above the comb-bars to form a convenient and comfortable support for the thumb. In Fig. 1 this standard is shown as made in one piece with the frame H, of which the side bars B form a part, forming part of the shank of the side handle I. In Fig. 2 it is represented as secured to the comb-bars themselves, independently of the side bars B, forming the shank for the side handle. In Fig. 3 it is shown in the form of a ring, the side handle being dispensed with, and is secured to the plate C, to which the comb-bars

B are attached. The grasping device over the back of the comb is made out of one piece of metal, to form two bars, E, as shown, secured at one end to the standard D by rivets, or in any other well-known manner, and at the other end to the frame H, as in Fig. 1, or to the comb-bars A, as shown in Fig. 2, or to the plate C, as shown in Fig. 3, by means of rivets or other common well-known devices for this purpose. These bars E may be united by a bar, F, and may be formed in one piece with the knockers G, if desired. This grasping device is either cast from malleable iron, or forged, or made in any of the well-known methods for manipulating metals.

By means of my invention a grasping device for a curry-comb, consisting of two bars raised above and extending across its back, is provided at an expense much less than such grasping devices have heretofore been made. This saving is of great importance in curry-combs, which last but a short time, are constantly being renewed, and have, therefore, to be furnished at a very low price.

Having thus described my invention, what I claim as new, and desire to secure by Letters Patent, is—

A curry-comb provided with a grasping device made out of one piece of metal, so as to form two bars, E, extending across its back, which are connected to it and its standard D, substantially in the manner hereinbefore set forth.

In testimony whereof I have signed my name to this specification in the presence of two subscribing witnesses.

CHARLES A. HOTCHKISS.

Witnesses:

M. B. PHILIPP,
J. C. KLUBER.