

E. A. C. FOX.

CLEARING ATTACHMENT FOR STOVE-GRATES.

No. 192,911.

Patented July 10, 1877.

Fig. 1.

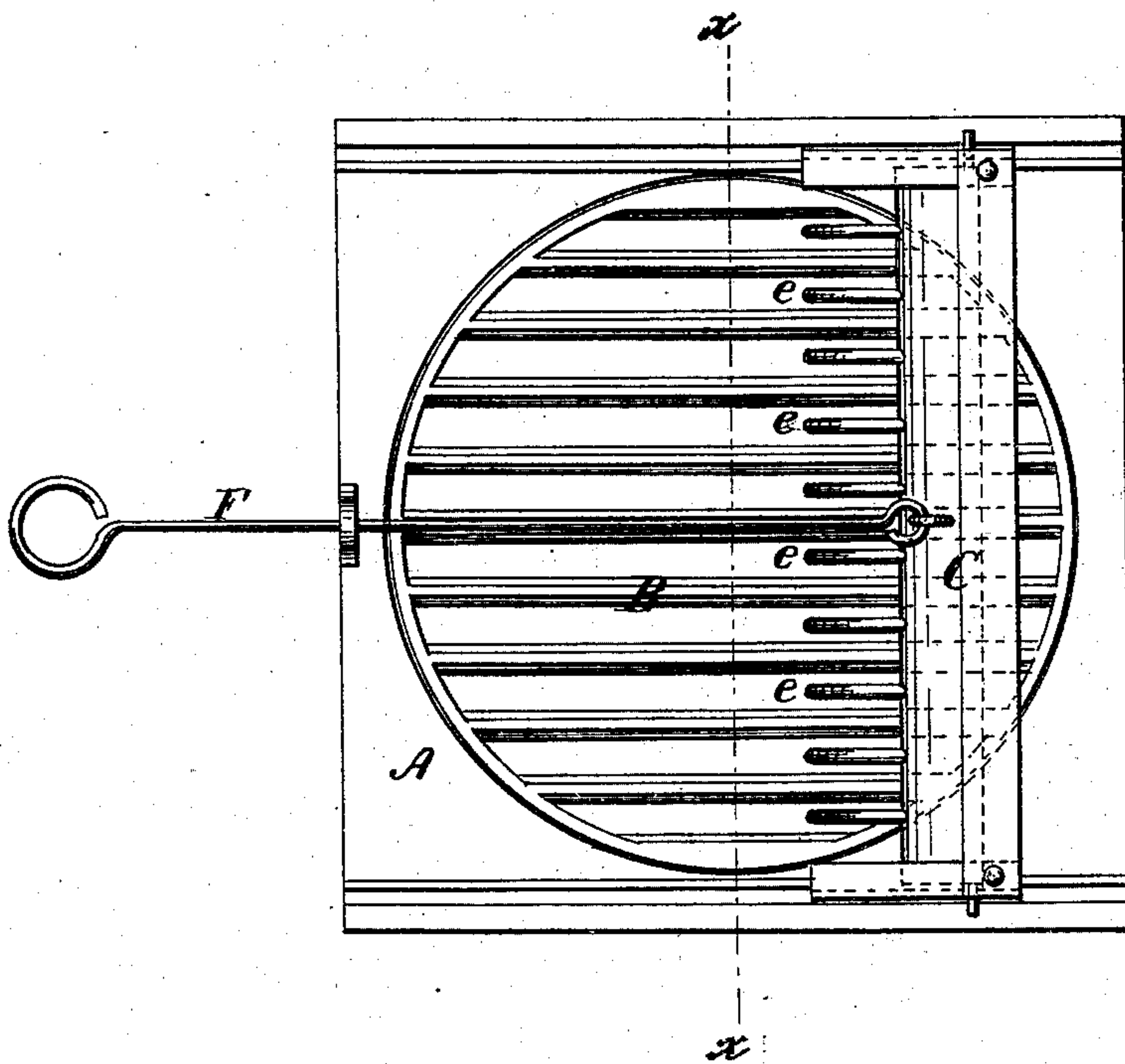


Fig. 2.

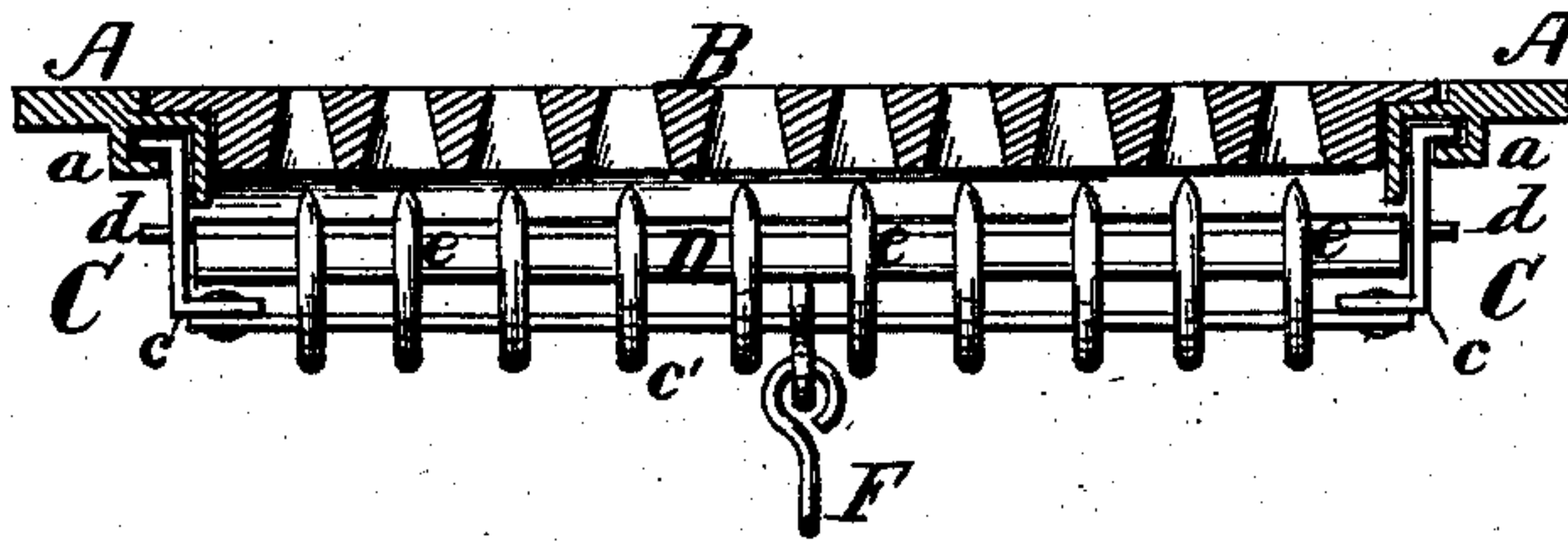
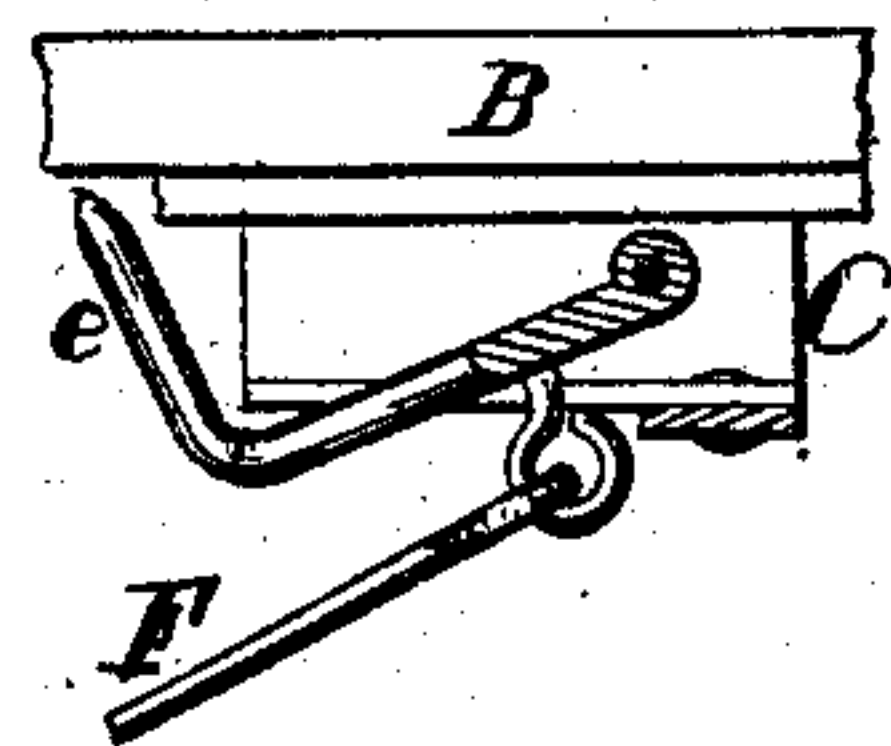


Fig. 3.



WITNESSES

*W. B. Smith*  
*McKenny*

INVENTOR

*Ernest A. C. Fox*  
*Per Hill & Ellsworth*  
ATTORNEYS

# UNITED STATES PATENT OFFICE.

ERNST A. C. FOX, OF FREDERICK, MARYLAND.

## IMPROVEMENT IN CLEARING ATTACHMENTS FOR STOVE-GRATES.

Specification forming part of Letters Patent No. **192,911**, dated July 10, 1877; application filed May 17, 1877.

*To all whom it may concern :*

Be it known that I, ERNST A. C. FOX, of Frederick, in the county of Frederick and State of Maryland, have invented a new and Improved Clearing Attachment for Stove-Grates; and I do hereby declare the following to be a full, clear, and exact description of the same, reference being had to the accompanying drawings, forming part of this specification, in which—

Figure 1 is a bottom-plan view of a grate with the clearing attachment. Fig. 2 is a vertical section in line *x x*, Fig. 1; and Fig. 3 is a detail view of a single clearing-finger, showing its pivot and its mode of connection to the operating-rod.

Similar letters of reference in the accompanying drawings denote the same parts.

In the drawings, A represents the supporting-plate, in which the stove-grate B is held by a peripheral countersunk flange, as shown in Fig. 2. Flanges *a a* are cast or otherwise provided on the under side of the plate A, for the reception and support of a small sliding frame, C, composed of two lateral angle-irons, *c c*, rigidly connected by a cross-bar, *c'*. A cross plate or bar, D, is provided with two journals, *d d*, arranged at or nearly in line with its rear edges, and having their bearings in the side plates *c c*, so that the front edge of the bar D will tend to drop down by its own gravity. A series of bent upwardly-projecting fingers, *e*, are attached to the front edge of said bar, in line with the several openings between the grate-bars, and between the two

middle fingers an operating-rod, F, extending through the front of the stove, is attached by means of an eyebolt or other suitable connection.

The operation of this device is as follows: The entire clearing apparatus, consisting of the parts C, D, and *e*, can be slid back and forth by means of the operating-rod, and as it is so reciprocated the fingers *e* may be either held down below the grate, so as not to interfere with the coals and ashes thereon, or they may be raised and caused to project up between the grate-bars and rake the coals and ashes upon the grate, as will be readily understood.

When not thus in use the clearing attachment is pushed back out of the way, and does not in any manner interfere with the normal operation of the grate, and when thus pushed back the fingers drop by their own gravity, so as no longer to be within reach of the destructive action of the fire.

I claim as my invention—

The combination of the casting A, having the flange *a*, with the grate B, and the clearing attachment arranged underneath the grate, and provided with fingers which normally lie below the under side of the grate, but can be raised and drawn back and forth at will, substantially as described, for the purpose specified.

ERNST A. C. FOX.

Witnesses:

F. F. TREICH,  
T. HARTMAN.