

J. F. DAMON.
SAW-TOOTH ADJUSTER.

No. 192,903.

Patented July 10, 1877.

Fig. 1

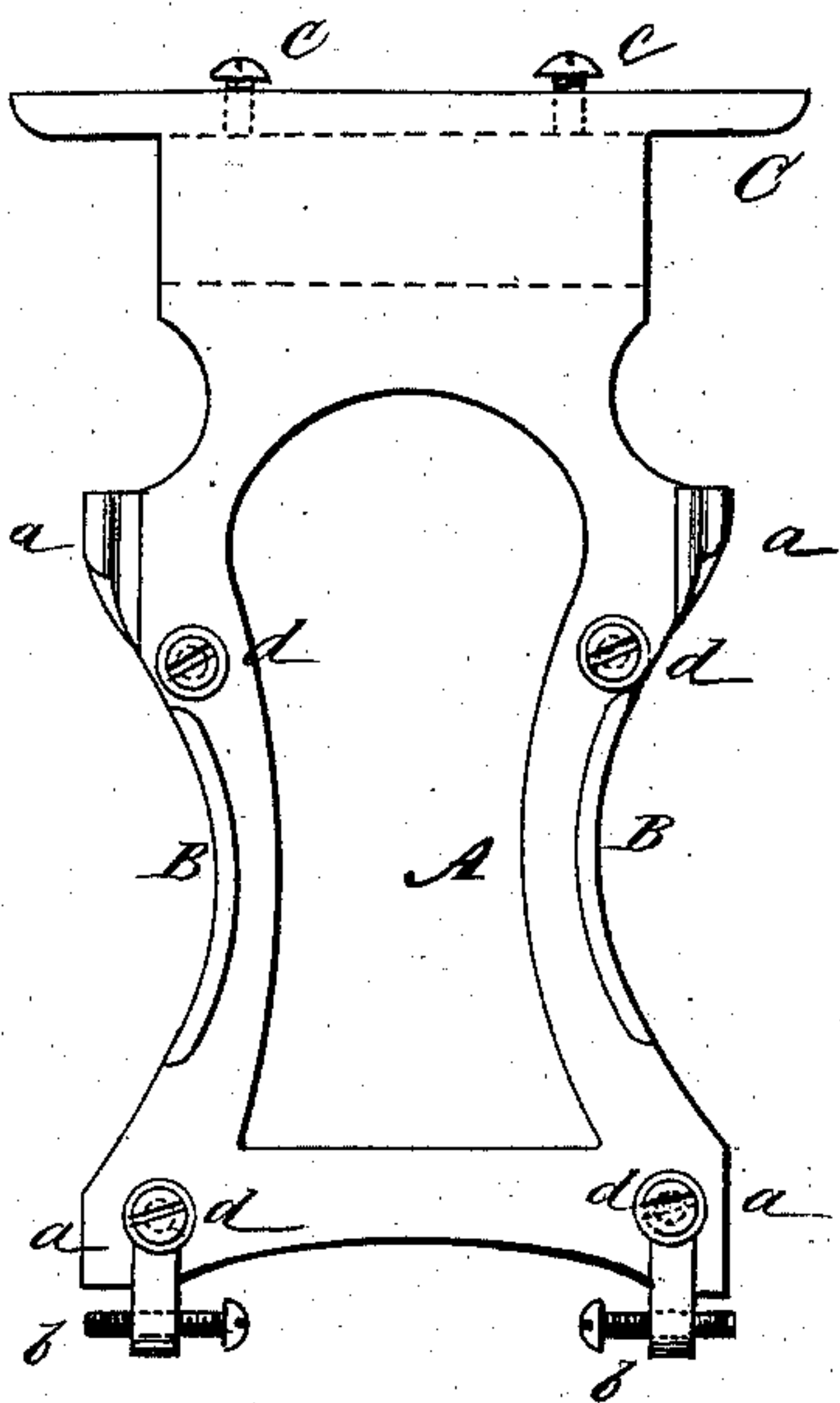


Fig. 2

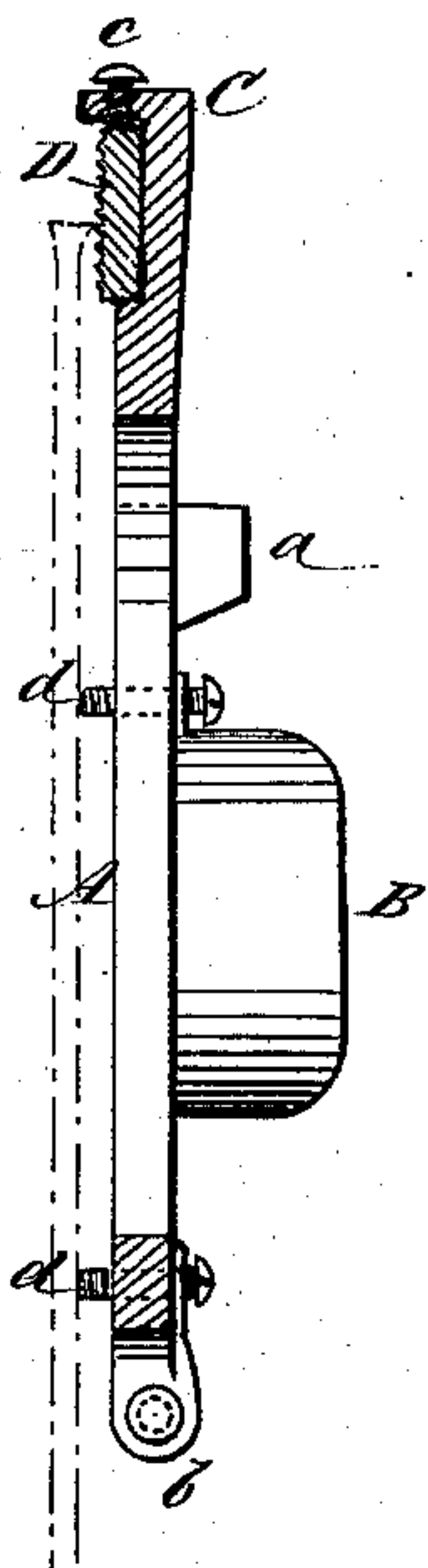
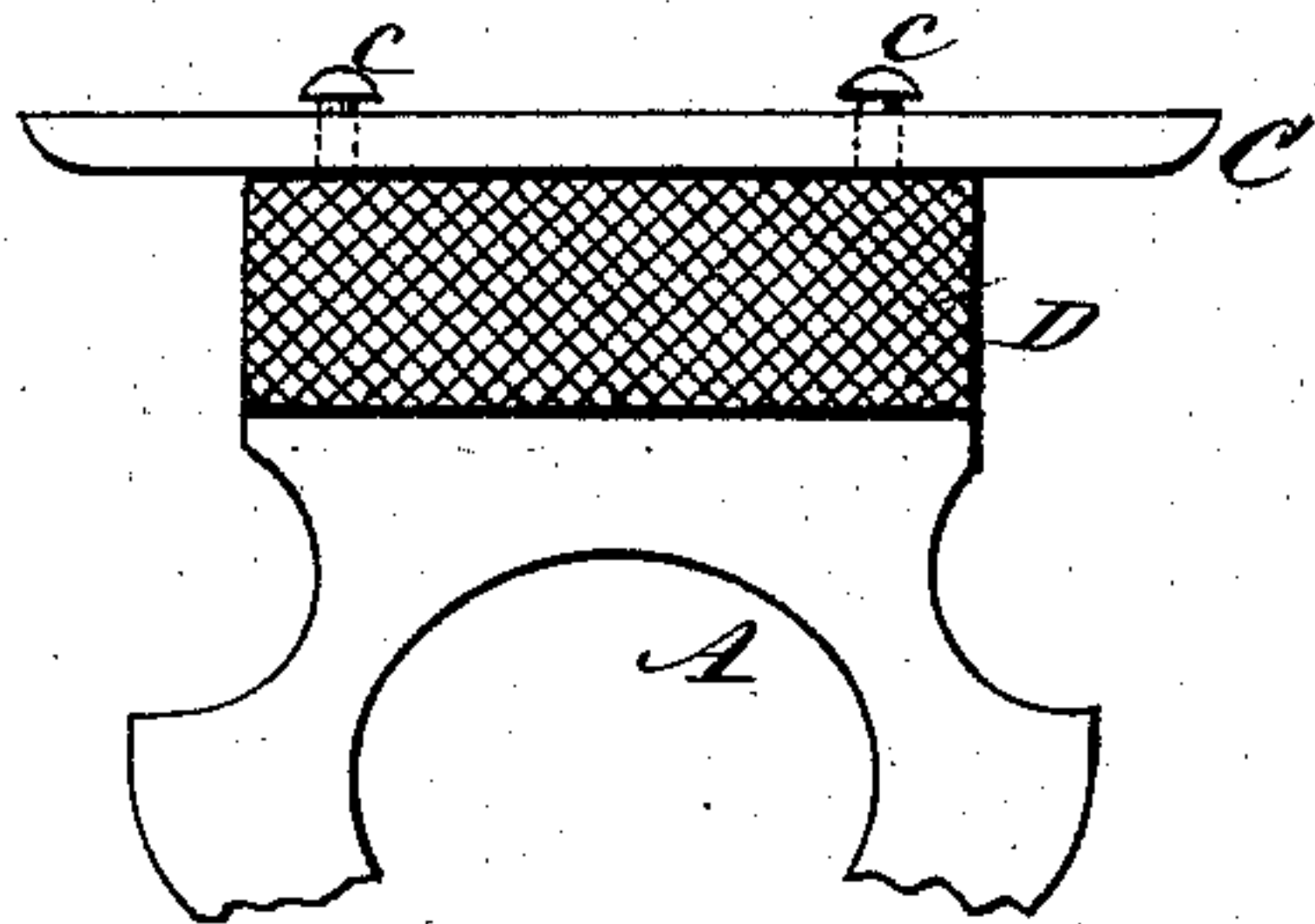


Fig. 3



WITNESSES:

C. Neveu
J. H. Scarborough.

INVENTOR:

J. F. Damon.
BY
Munnell
ATTORNEYS.

UNITED STATES PATENT OFFICE.

JOHN F. DAMON, OF ROCKLAND, MASSACHUSETTS.

IMPROVEMENT IN SAW-TOOTH ADJUSTERS.

Specification forming part of Letters Patent No. **192,903**, dated July 10, 1877; application filed May 28, 1877.

To all whom it may concern:

Be it known that I, JOHN F. DAMON, of Rockland, in the county of Plymouth and State of Massachusetts, have invented a new and Improved Saw-Tooth Adjuster, of which the following is a specification:

This invention has relation to devices for truing the ends of circular-saw teeth which are swaged; and the nature of my invention consists in a hand-tool constructed with a gage for determining the trueness of the cutting-edges of the teeth.

In the annexed drawings, Figure 1 is a front view of the adjuster. Fig. 2 is a longitudinal section of the same. Fig. 3 shows the file and straight-edge.

Similar letters of reference indicate corresponding parts.

The letter A designates the frame of the adjuster, which is constructed with grasping-flanges B B. On one end of the frame A is a cross-bar, C, which serves as a straight-edge, and which is exactly at right angles to a plane touching the surfaces of two rests, *a a*; consequently when the rests are upon a saw-blade,

and the straight-edge C is adjusted to the cutting-edge of a tooth, it will appear at a glance whether the edge is square or not.

If it is desired to have the edges of the teeth pitch a little laterally, the required pitch or bevel is determined by the adjusting-screw *b*, which will then rest upon the saw-blade.

It will be observed that rests *a a*, and an adjusting-screw, *b*, are on each side or edge of the tool.

By this simple tool a person can readily fix a saw and have all the cutting-edges thereof true and free from weak corners.

Having thus described my invention, I claim as new and desire to secure by Letters Patent—

The frame A, constructed with a straight-edge C, rests *a a* on either side thereof, and an adjusting-screw, *b*, combined substantially as described.

JOHN FELTON DAMON.

Witnesses:

CHAS. T. STETSON,
ELI W. PHILLIPS.