

J. ALEXANDER.
DOOR-CHECK.

No. 192,888.

Patented July 10, 1877.

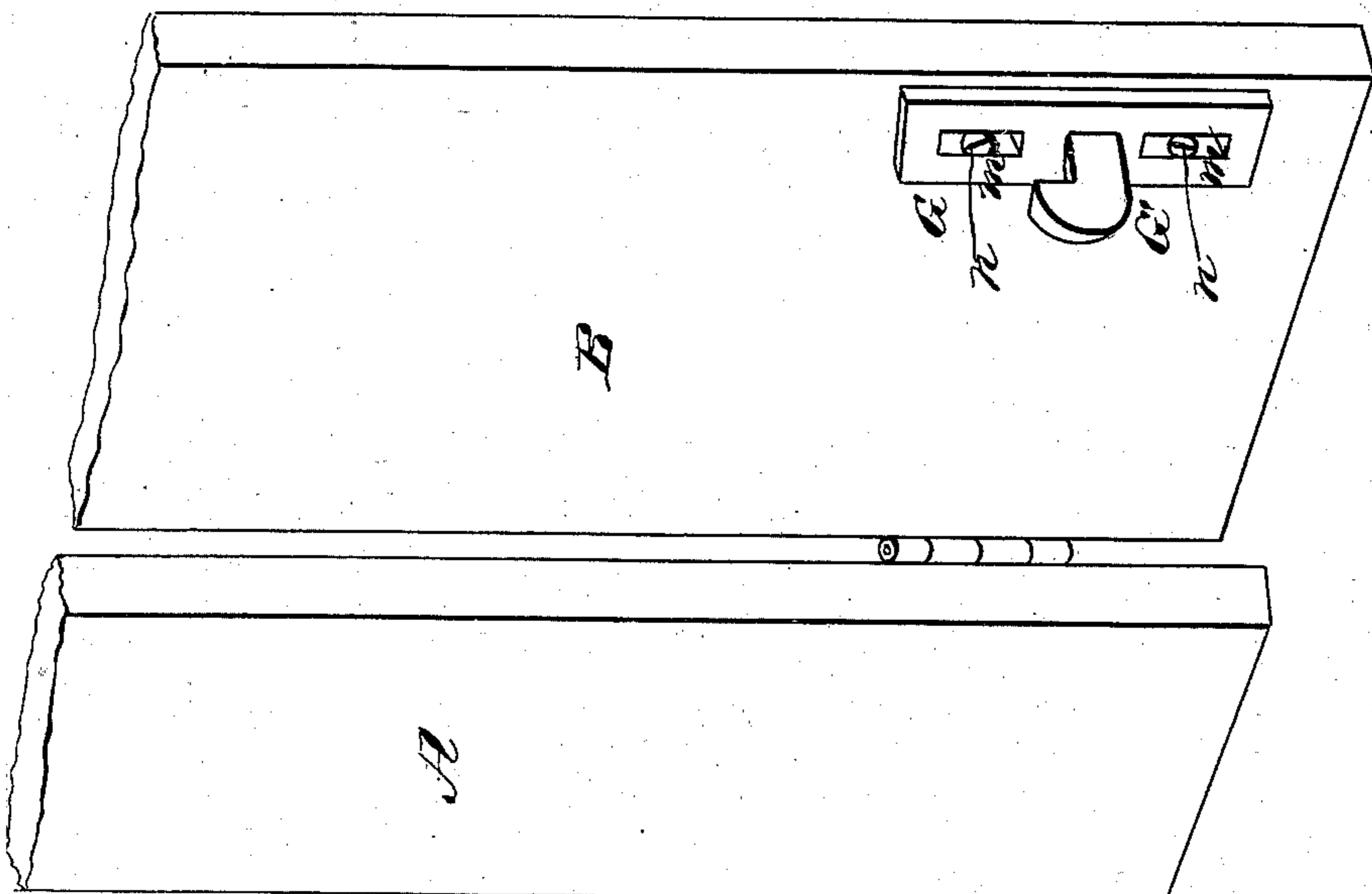
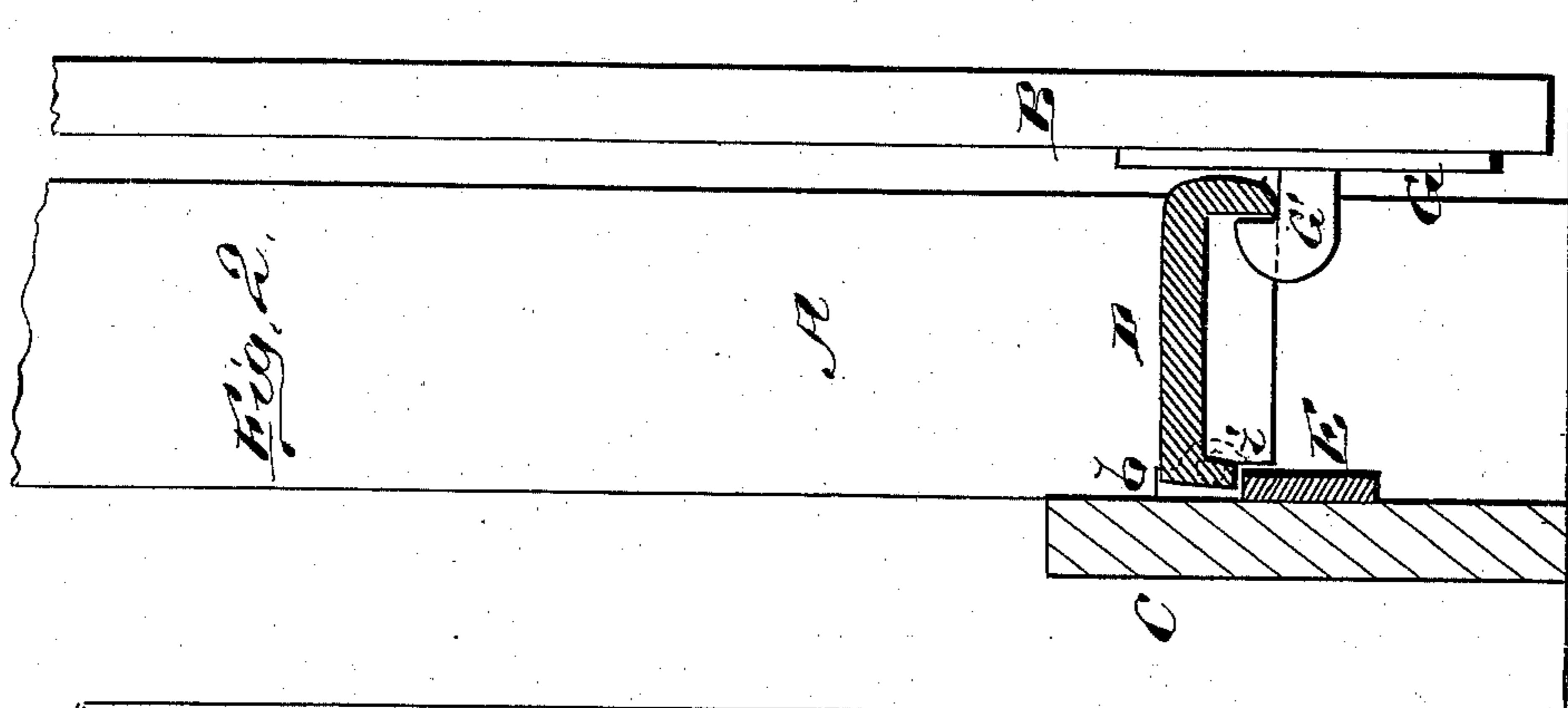
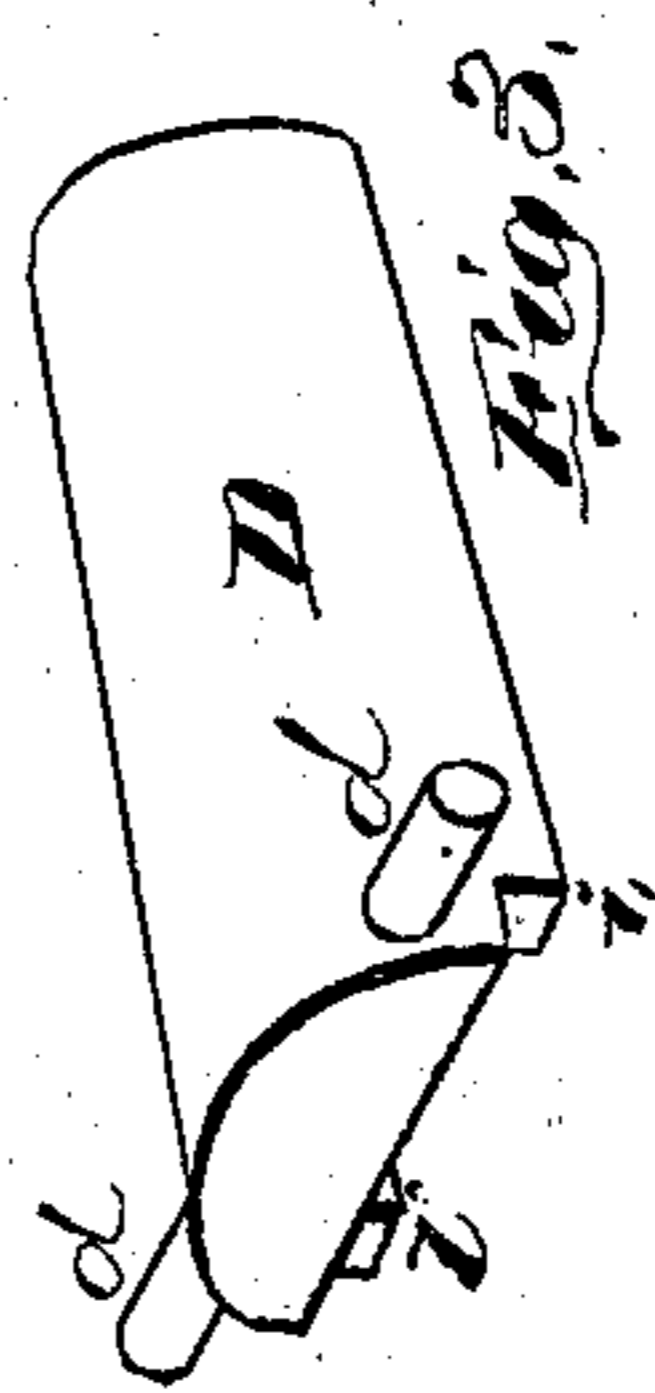



Fig. 1



WITNESSES

E. H. Bates

George C. Upham

INVENTOR.

Joseph Alexander.

Edwin S. Smith.

ATTORNEYS.

UNITED STATES PATENT OFFICE.

JOSEPH ALEXANDER, OF GALLIPOLIS, OHIO.

IMPROVEMENT IN DOOR-CHECKS.

Specification forming part of Letters Patent No. 192,888, dated July 10, 1877; application filed June 16, 1877.

To all whom it may concern:

Be it known that I, JOSEPH ALEXANDER, of Gallipolis, in the county of Gallia and State of Ohio, have invented a new and valuable Improvement in Door-Stops; and I do hereby declare that the following is a full, clear, and exact description of the construction and operation of the same, reference being had to the annexed drawings, making a part of this specification, and to the letters and figures of reference marked thereon.

Figure 1 of the drawings is a representation of a view of my stop as applied to an open door. Fig. 2 is a central sectional view as applied to a closed door, and Fig. 3 is a perspective view of the same.

The nature of my invention consists in the peculiar construction and arrangement of a door stop and check novel in its combinations, for the purpose of preventing a door from striking a wall, and holding it when opened, thereby avoiding the slamming of doors by the wind, breaking of locks, and injury to plastered walls, as hereinafter more fully described and claimed.

The annexed drawing, to which reference is made, fully illustrates my invention.

A represents the door-jamb, to which the door B is hinged in the usual manner. C is the base-board or wash-board along the bottom of the wall.

To the base-board C, a suitable distance from the jamb A, and at any desired height above the floor, is fastened a plate, E. This plate has, near each end, an upwardly-projecting lug or projection, *b*, forming part of the plate, and in the rear side of each projection *b*, at the inner edge thereof, is formed a recess, *a*, which constitutes a bearing for a journal or trunnion, *d*, formed on the side at the inner end of the stop D. This stop is made semi-tubular in form, open on the under side, and its outer end rounded and closed, as shown. The inner end of the stop D is also closed from the top downward for a suitable distance, so as to leave a shoulder, *i*, on each side. Immediately above these should-

ers project the journals or trunnions *d d*, one on each side of the stop, these journals being placed in the bearings *a* on the projections *b* of the plate E, when said plate is fastened to the base-board, the stop projecting outward from the same, and the shoulders *i* resting against the front of the plate. When thus fastened, the stop D is allowed a slight upward movement on its journals, and falls down again of its own gravity.

To the inner side of the door B is attached a plate, G, from which projects a hook, G'. The plate G is, near each end, provided with a slot, *m*, through which the fastening-screw *n* is passed, so that the plate can be adjusted to a nicety for the purpose of bringing the hook G' in proper relation to the stop D. When the door is opened back toward the wall the hook G' passes under the outer end of the stop D, raising the same until it drops down again behind the hook, holding the door in that position. The stop may be raised out of the hook with the foot for closing the door.

This device is cheap and simple, there being only three pieces, and no springs or other fixtures to get out of order.

When once attached in position my invention is always ready and in order for work, and cannot easily get broken or otherwise injured.

What I claim as new, and desire to secure by Letters Patent, is—

The within-described door stop and catch, consisting of the plate E, having lugs or projections *b*, with recesses *a*, the semi-tubular stop D, with journals *d* and shoulders *i*, and the adjustable plate G, with hook G', all constructed substantially as and for the purposes herein set forth.

In testimony that I claim the above I have hereunto subscribed my name in the presence of two witnesses.

JOSEPH ALEXANDER.

Witnesses:

WM. R. WHITE,
JNO. O. VANDEN.