

R. M. HOE.
BILLIARD REGISTER.

No. 192,828.

Patented July 10, 1877.

Fig. 3.

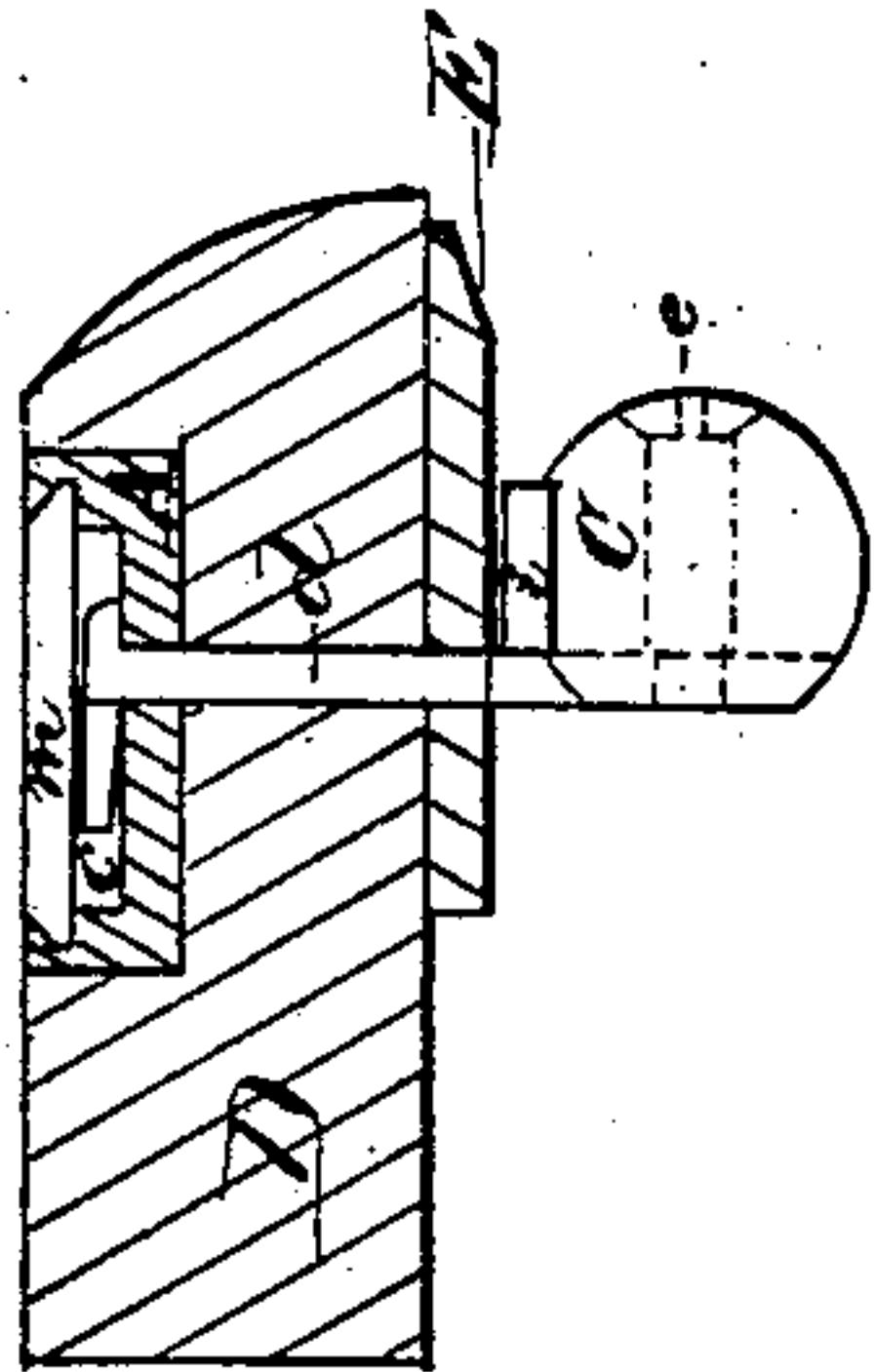


Fig. 2.


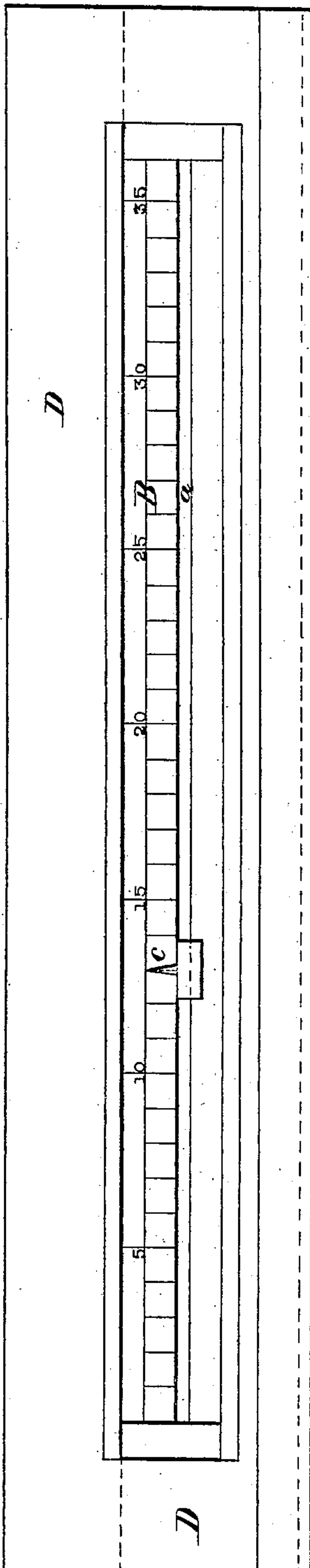


Fig. 1.



Witnesses

J. B. Fitch
W. A. C.

Inventor

Richard M. Hoe,
by Munson & Phillips
Attorneys

2 Sheets—Sheet 2.

R. M. HOE.
BILLIARD REGISTER.

No. 192,828.

Patented July 10, 1877.

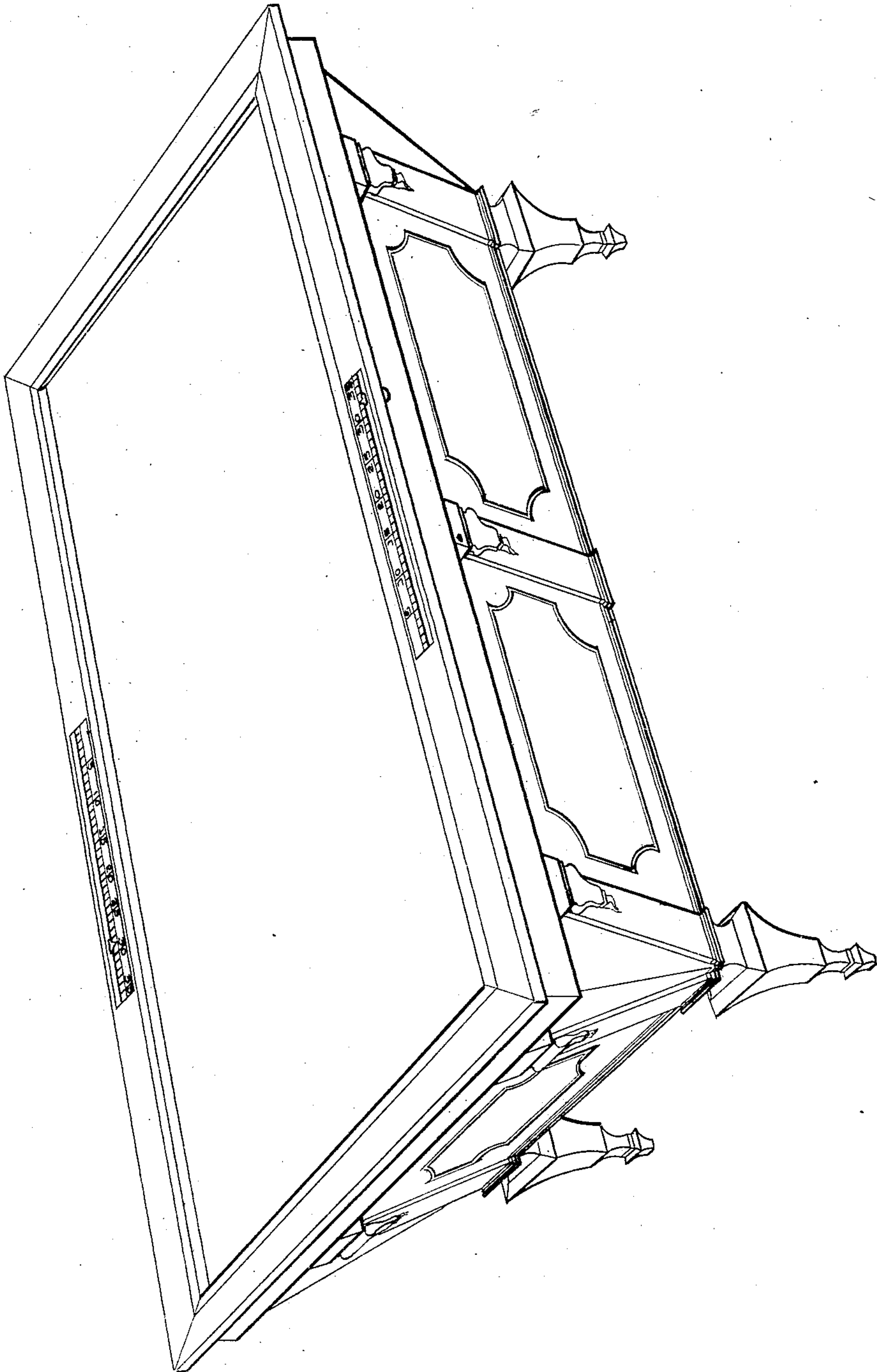


Fig. 4.

Witnesses

W. L. H. H. H. H.
W. H. H.

Inventor

Richard M. Hoe,
J. H. H. H. H. H.
Attorneys.

UNITED STATES PATENT OFFICE.

RICHARD M. HOE, OF NEW YORK, N. Y.

IMPROVEMENT IN BILLIARD-REGISTERS.

Specification forming part of Letters Patent No. **192,828**, dated July 10, 1877; application filed September 23, 1875.

To all whom it may concern:

Be it known that I, RICHARD M. HOE, of New York city, N. Y., have invented an Improvement in Billiard-Registers, of which the following is a specification:

In the accompanying drawings, where like letters of reference indicate like parts, Figure 1 is a top view of my improved register for games of billiards; Fig. 2, a cross-section thereof; Fig. 3, a longitudinal section thereof, and Fig. 4 a view of a billiard-table with the register attached.

My invention consists in combining with a billiard-table a game-registering apparatus or indicator, as will be specifically hereinafter described.

In common practice the points made in playing the game of billiards are registered by buttons or disks which slide on wires suspended above the table, or supported in a frame supported upon a table or a suitable rest near the side wall of the room.

A register thus constructed and suspended above the table in a private house is unsightly, and this fact has brought the small portable frames supporting the strings of counters into general use in private houses. But this latter device is unsatisfactory, inasmuch as that, being portable, it is liable to be deranged while in use, and its efficiency thus impaired.

In order to overcome these objections, I combine the register or indicator directly with the table, inserting the same in a suitable recess in the side or end rails, as in Fig. 4, wherein is shown a table provided with such a device in each of its side rails, by which the count of the opposed players may be separately registered.

This register may be an indicator of any construction capable of being attached to the rail of a billiard-table so as not to obstruct its face surface, and the pointer of such an indicator may be operated by a stem protruding above, below, or through the outer side of said rail.

A desirable form of construction is illus-

trated in Figs. 1, 2, and 3, where a hollow rectangular metallic box, A, whose bottom, which is marked upon its surface with a scale, B, of equal divisions, is perforated with a longitudinal slot, *a*, in which slides the stem *d* of an indicator, *c*. This stem *d* terminates at its lower end in a knob or handle, C, fastened to it by any suitable means, such as a screw, *e*, or a rivet or equivalent device. A flat spring, *i*, resting on this knob or handle, bears against the under side of the rail D, and by its tension holds the indicator or pointer *c* in whatever position it is moved. The scale-plate is covered by a plate of glass, *m*, or any other transparent medium whose upper surface is flush with the face of the rail D; and the under side of the rail is provided with a metal strip or bearer, E, against which the spring *i* impinges.

It is apparent that both the glass plate *m* and the bearing-strip E may be omitted; also, that the scale B may be traced upon the top of the rail or upon a plate let into the same, and the pointer or indicator *c* slide in a slot cut through the rail and operated by a suitable stem or handle; but I prefer a device protected by a glass plate which offers no surface obstruction to the movements of the hand or body of the player upon the said rail.

What I claim, therefore, is—

1. In combination with the slotted side or end rail of a billiard-table, the graduated plated and stemmed pointer, substantially as shown and described.

2. The combination of rail D, glass plate *m*, graduated scale A, stemmed pointer *c*, and glass plate *m*, handle C, spring *i*, substantially as shown and described.

In testimony whereof I have signed my name to this specification in the presence of two subscribing witnesses.

RICHD. M. HOE.

Witnesses:

ROBERT COCHRAN,
FRANK W. SMITH.