

J. M. MONTGOMERY, Jr.
COMBINED SPOOL-HOLDER AND PIN-CUSHION.

No. 192,523.

Patented June 26, 1877.

Fig. 1.

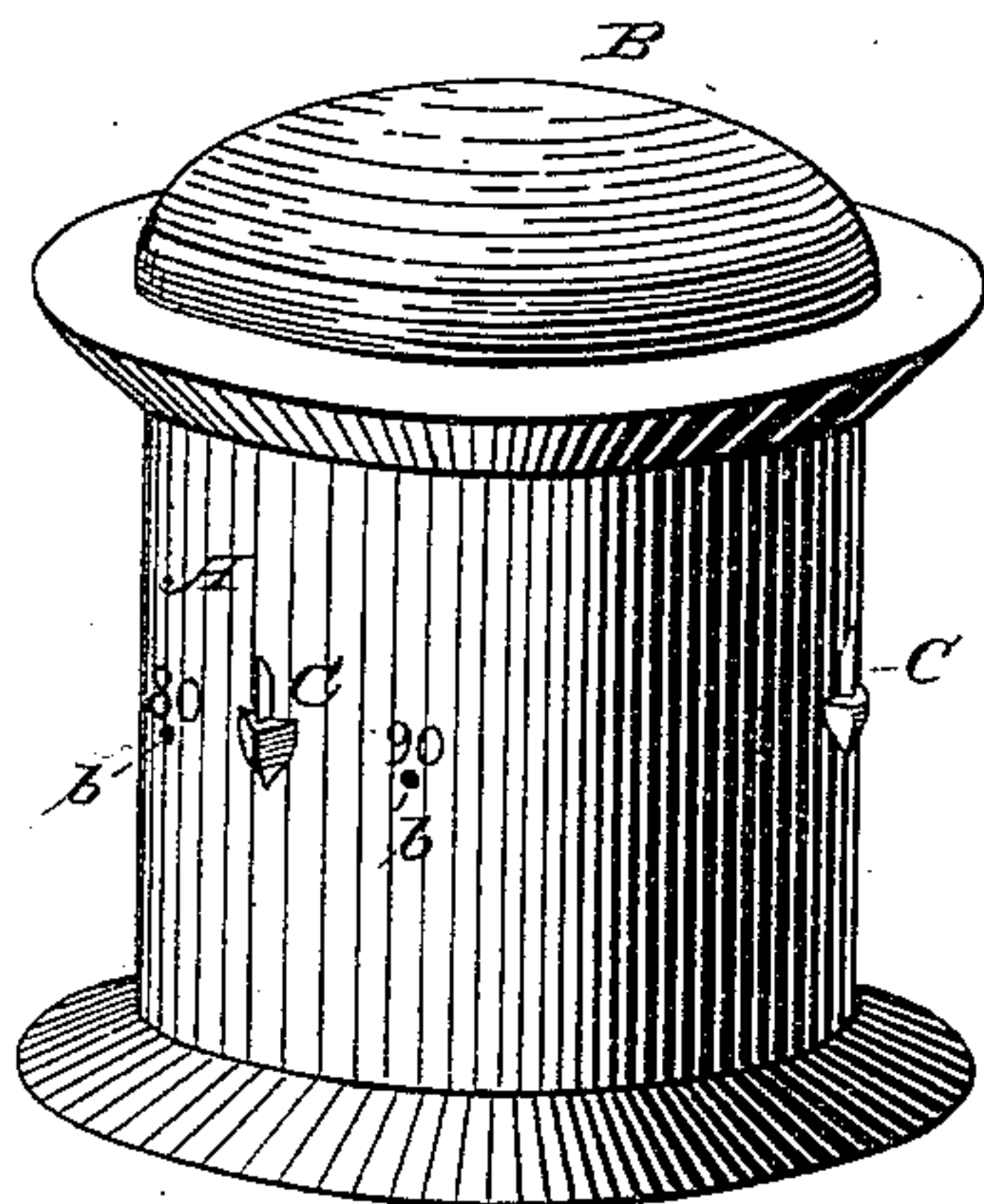


Fig. 2.

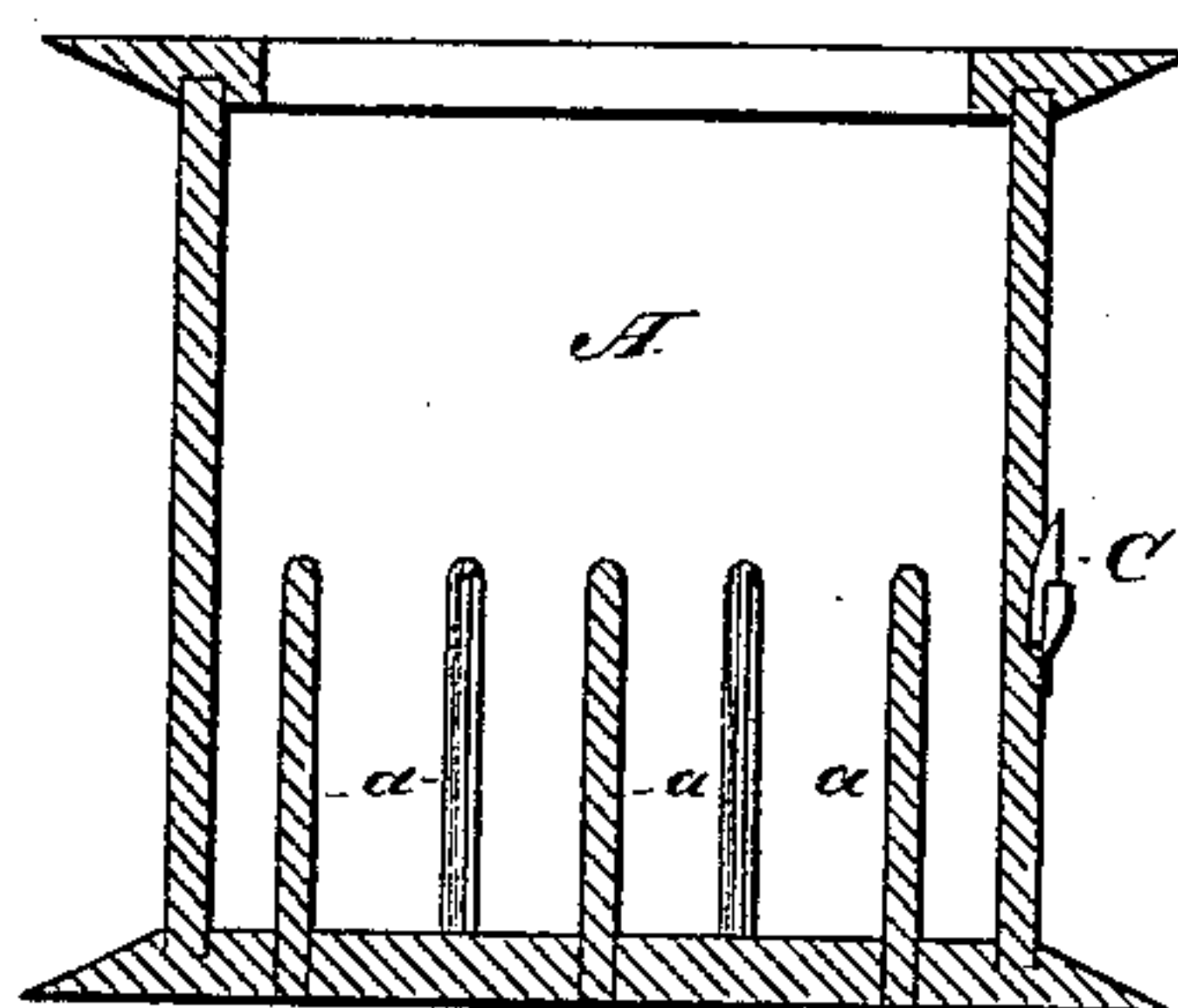
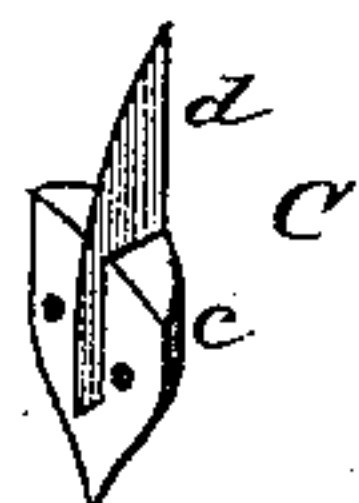


Fig. 3.



Attest:
August Petersohn
M. S. Ditmer.

Inventor:
James M. Montgomery, Jr.
by Louis Baggett & Co.
Attys.

UNITED STATES PATENT OFFICE

JAMES M. MONTGOMERY, JR., OF COLUMBUS, OHIO.

IMPROVEMENT IN COMBINED SPOOL-HOLDER AND PIN-CUSHION.

Specification forming part of Letters Patent No. **192,523**, dated June 26, 1877; application filed May 21, 1877.

To all whom it may concern:

Be it known that I, JAMES M. MONTGOMERY, Jr., of Columbus, in the county of Franklin and State of Ohio, have invented certain new and useful Improvements in Combined Spool-Holders and Pin-Cushions; and I do hereby declare that the following is a full, clear, and exact description thereof, which will enable others skilled in the art to which it appertains to make and use the same, reference being had to the accompanying drawings, which form a part of this specification, and in which—

Figure 1 is a perspective view, Fig. 2 is a vertical section, and Fig. 3 is a perspective view, on an enlarged scale, of one of the knives or thread-cutters detached.

Similar letters of reference indicate corresponding parts in all the figures.

This invention relates to a case or receptacle for spools of thread; and it consists in providing the same with a stuffed cover, serving as a pin-cushion, and with thread knives or cutters, constructed and arranged as I shall now proceed more fully to describe.

In the drawings, A is the case or box, which is preferably circular in shape, as shown in the drawing, but may be of any other suitable shape. It has a nicely-fitting removable cover, B, which is stuffed in the usual manner, so as to serve as a pin-cushion. In the bottom of the box are arranged uprights *a a*, upon which the spools are placed. The sides of the box are perforated, as shown at *b b*, the perforations being finished with eyelets. The perforations may be provided with numbers, to indicate the number of the thread which passes from the spools through each.

C C are the thread-cutters. These consist of small metallic brackets *c*, from which the knife-blades *d* project upward. The blades *d* are of a beveled or triangular shape, and the lower ends of their cutting-edges, which project slightly from the brackets or holders *c*, are forced into the wood of the box when the brackets are secured in position. The cutting-edges of blades *d* thus face the wood of the box from which they may be said to project or taper out.

To cut the thread it is simply necessary to carry it over one of the cutters, and pull or press it gently downward.

I am aware that a combined spool-holder and pin-cushion is not new, broadly. This, therefore, I do not claim; but

Having thus described my invention, I claim and desire to secure by Letters Patent of the United States—

In a combined spool-holder and pin-cushion, constructed substantially as described, the thread-cutters C, consisting of brackets or holders *c* and beveled or triangular cutting-blades *d*, the lower edges of which project slightly beyond holders *c*, so as to be pressed into the wood of the case, substantially as described, for the purpose set forth.

In testimony that I claim the foregoing as my own I have hereto affixed my signature in presence of two witnesses.

JAMES M. MONTGOMERY, JR.

Witnesses:

ORSON P. CONVERSE,
BENJAMIN WOODBURY.