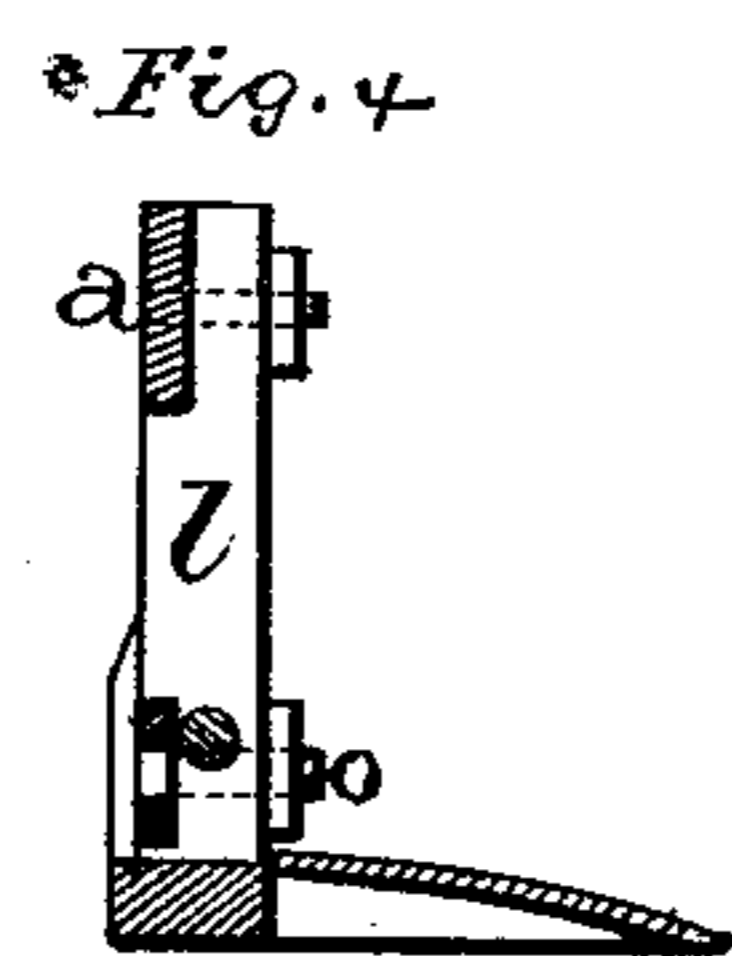
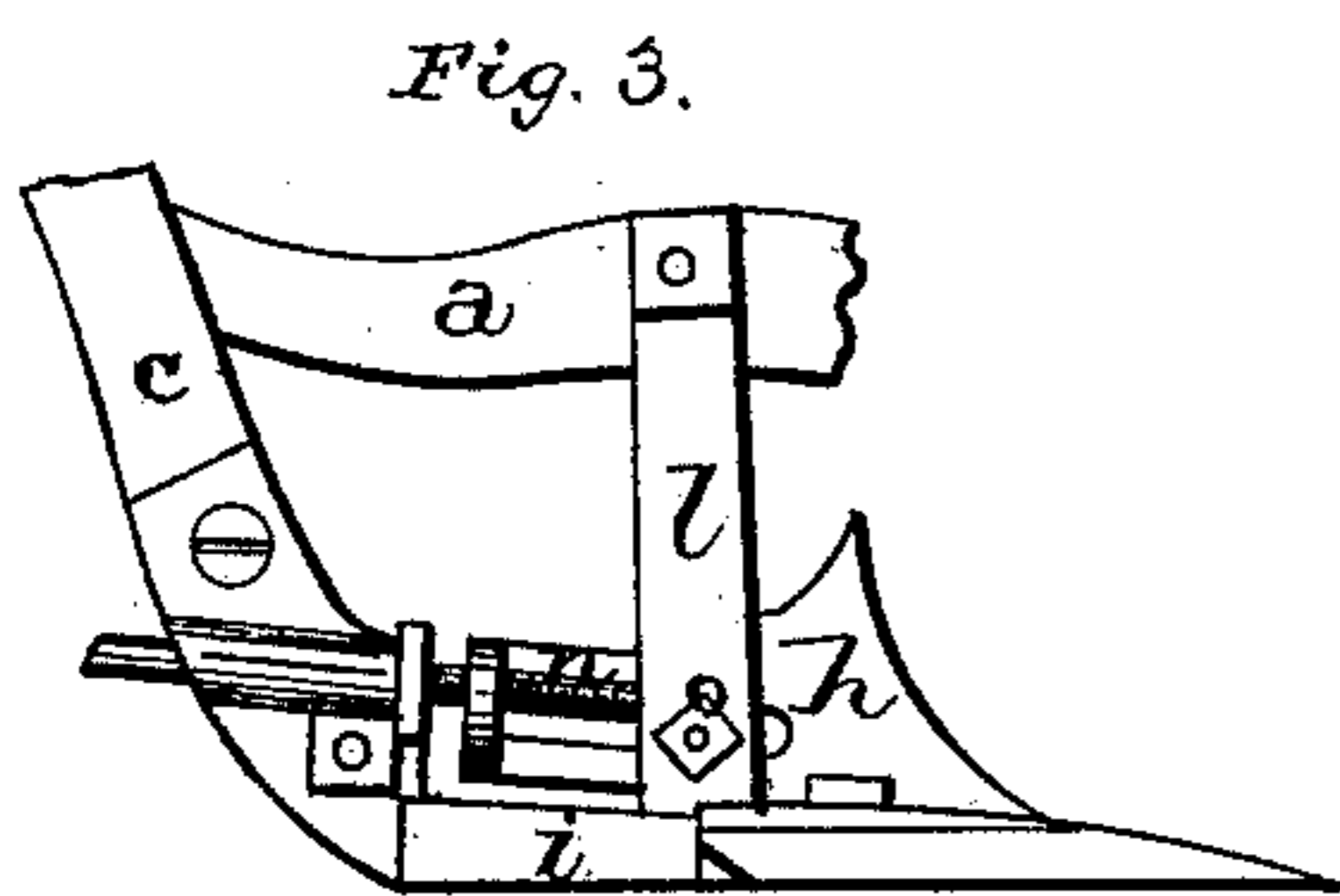
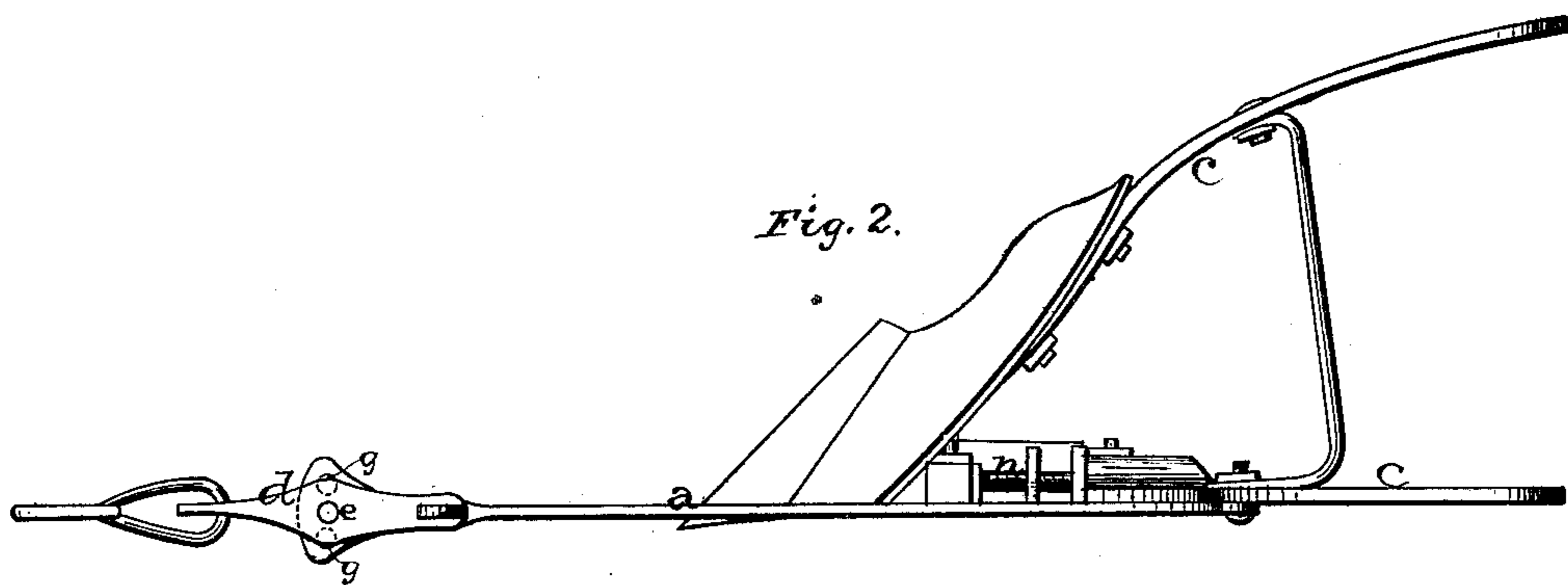
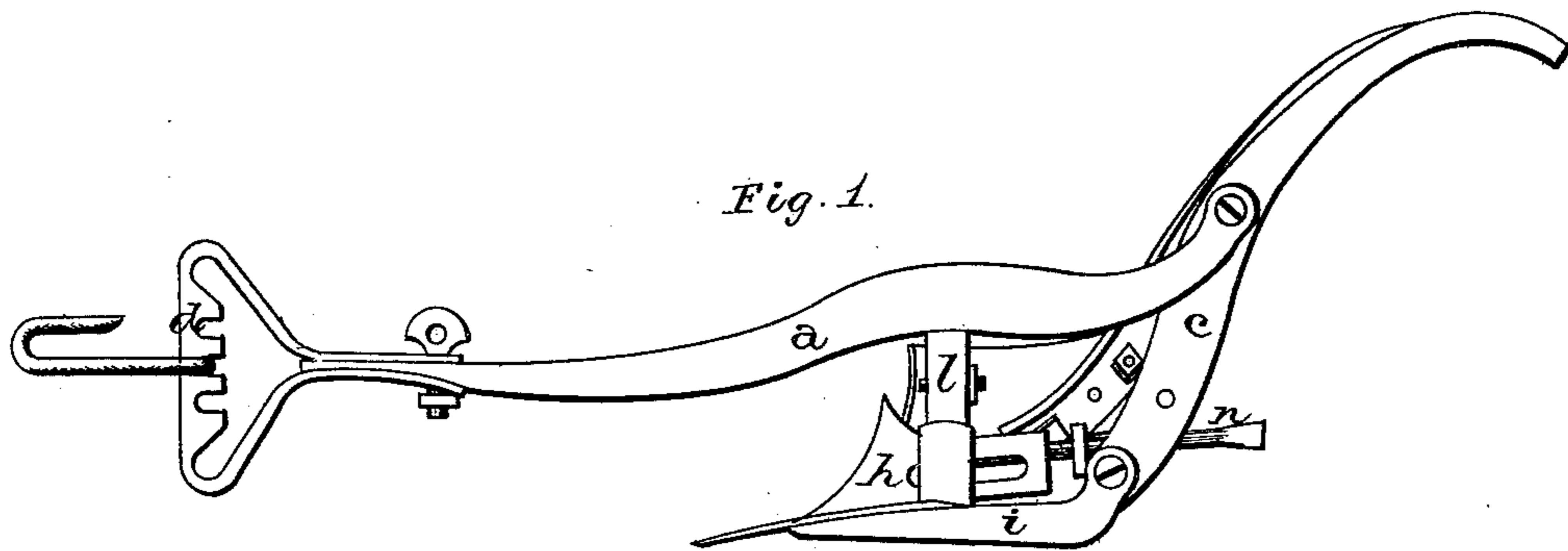


F. RICK.

PLOW.

No. 191,469.

Patented May 29, 1877.



WITNESSES

Wm. Garner,
Albert J. de Jure

INVENTOR

F. Rick
per
F. A. Schmann, atty

UNITED STATES PATENT OFFICE.

FRIEDRICH RICK, OF DETROIT, MICHIGAN.

IMPROVEMENT IN PLOWS.

Specification forming part of Letters Patent No. **191,469**, dated May 29, 1877; application filed April 26, 1877.

To all whom it may concern:

Be it known that I, FRIEDRICH RICK, of Detroit, in the county of Wayne and State of Michigan, have invented certain new and useful Improvements in Plows; and I do hereby declare the following to be a full, clear, and exact description of the invention, such as will enable others skilled in the art to which it pertains to make and use it, reference being had to the accompanying drawings, which form part of this specification.

My invention relates to an improvement in plows; and it consists in the arrangement and combination of devices that will be more fully described hereinafter, whereby the colter can be adjusted back and forth, as may be required.

The accompanying drawings represent my invention.

a represents the beam, that is made of a flat bar of iron, stamped or otherwise shaped into the desired form, and which is bolted in a suitable recess in the side of the standard, and has its rear end fastened to the side of one of the handles *c*. Pivoted to the beam, near its front end, is the clevis *d*, which has a hole, *e*, made through it, so that a bolt can be passed down through it and the extreme front end of the beam, through which is made a series of holes, *g*, arranged in the arc of a circle.

By means of this arrangement the clevis can be adjusted horizontally back and forth, so as to make the plow take more or less land, as may be desired.

Instead of the colter *h* being rigidly se-

cured to the standard *l* or to the land-side *i*, it has its rear end made to extend far backward, is slotted along its side for nearly its entire length, and has its rear end bent inward at right angles to its length. Passing inward through the slot and the standard is the headed clamping-bolt *o*, which serves as a guide to keep the colter straight, and can be made to also clamp it rigidly in position after it has once been adjusted.

Swiveled on the inner side of the lower end of the handle *c* is an adjusting screw, *n*, which passes through the rear end of the colter, and has its front end steadied in the rear side of the standard. By applying a wrench or other suitable tool to the rear end of this screw, so as to turn it, the colter can be moved back and forth at will, and as it wears away from constant use, it can be moved forward from time to time without the expense or trouble of applying a new one.

If desired, the beam, standard, and handles may be made of wood.

Having thus described my invention, I claim—

In combination with the slotted colter, the screw *n*, that is swiveled to the side of the handle, and made to move the colter back and forth, substantially as described.

In testimony that I claim the foregoing I have hereunto set my hand this 16th day of April, 1877.

FRIEDRICH RICK.

Witnesses:

EUGENE FECHT,
ROBERT A. TYRREL.