

A. J. STEVENS.  
OIL AND FILTER-CUP.

No. 191,380.

Patented May 29, 1877.

Fig. 1.

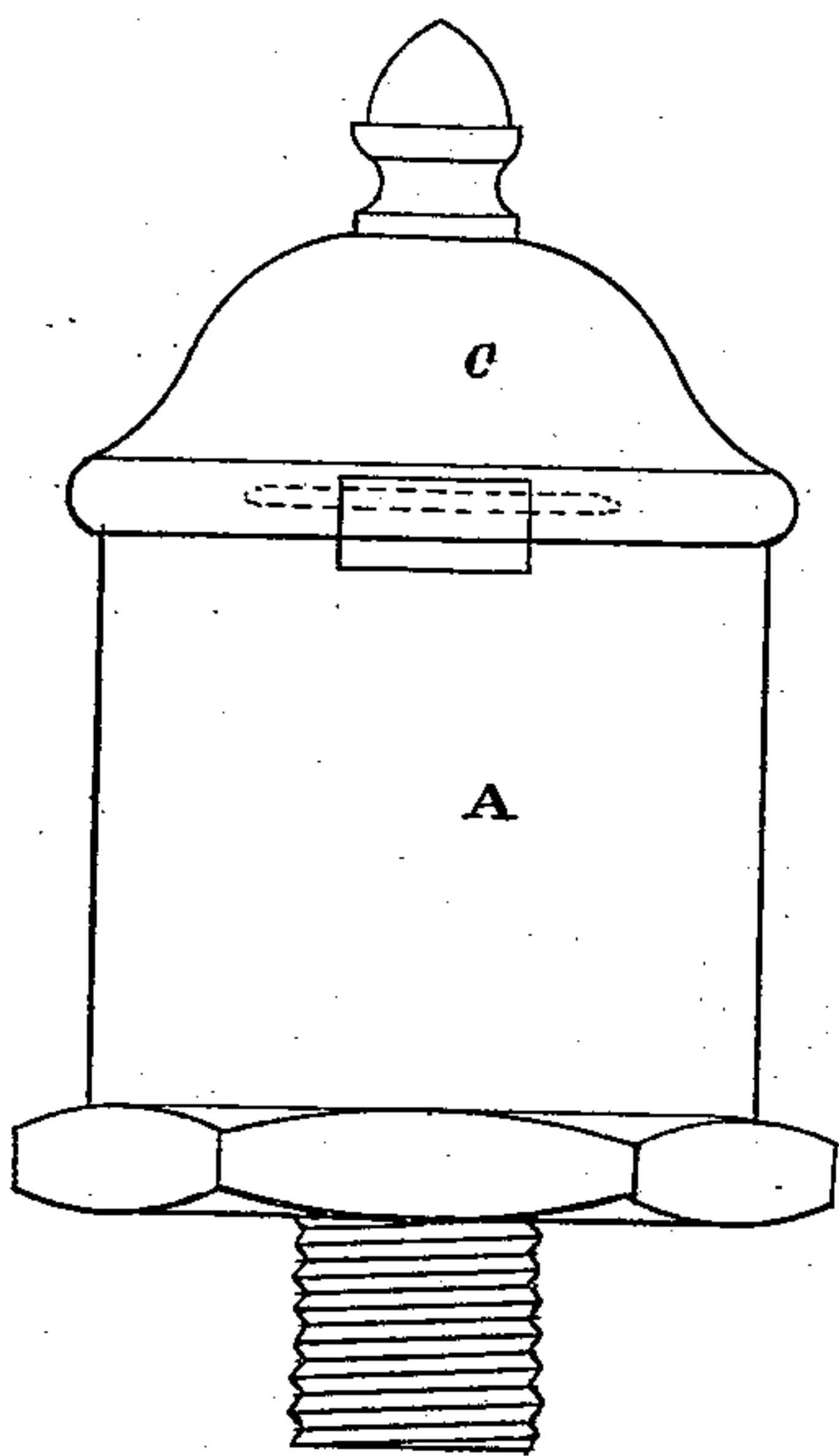


Fig. 2.

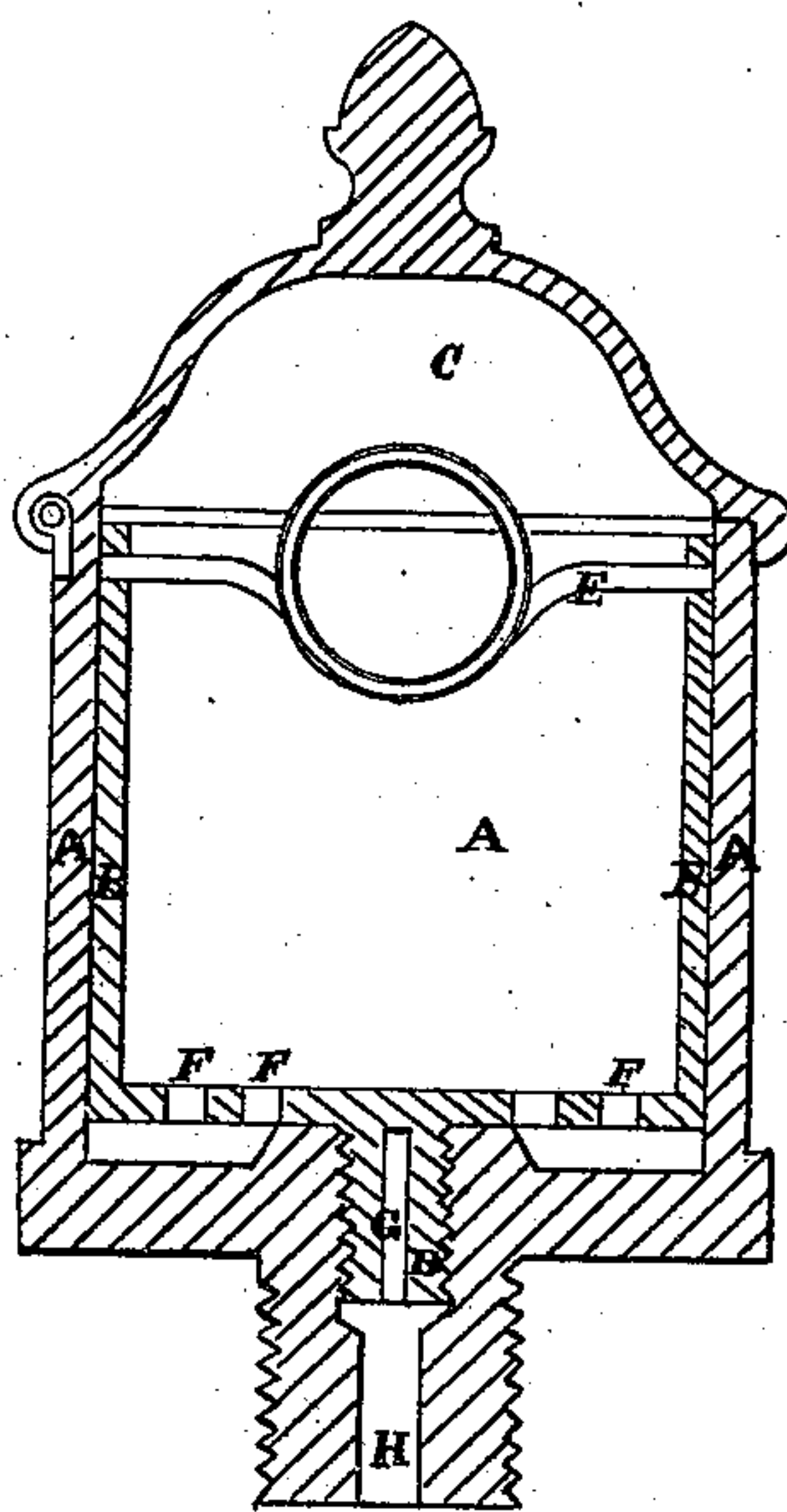
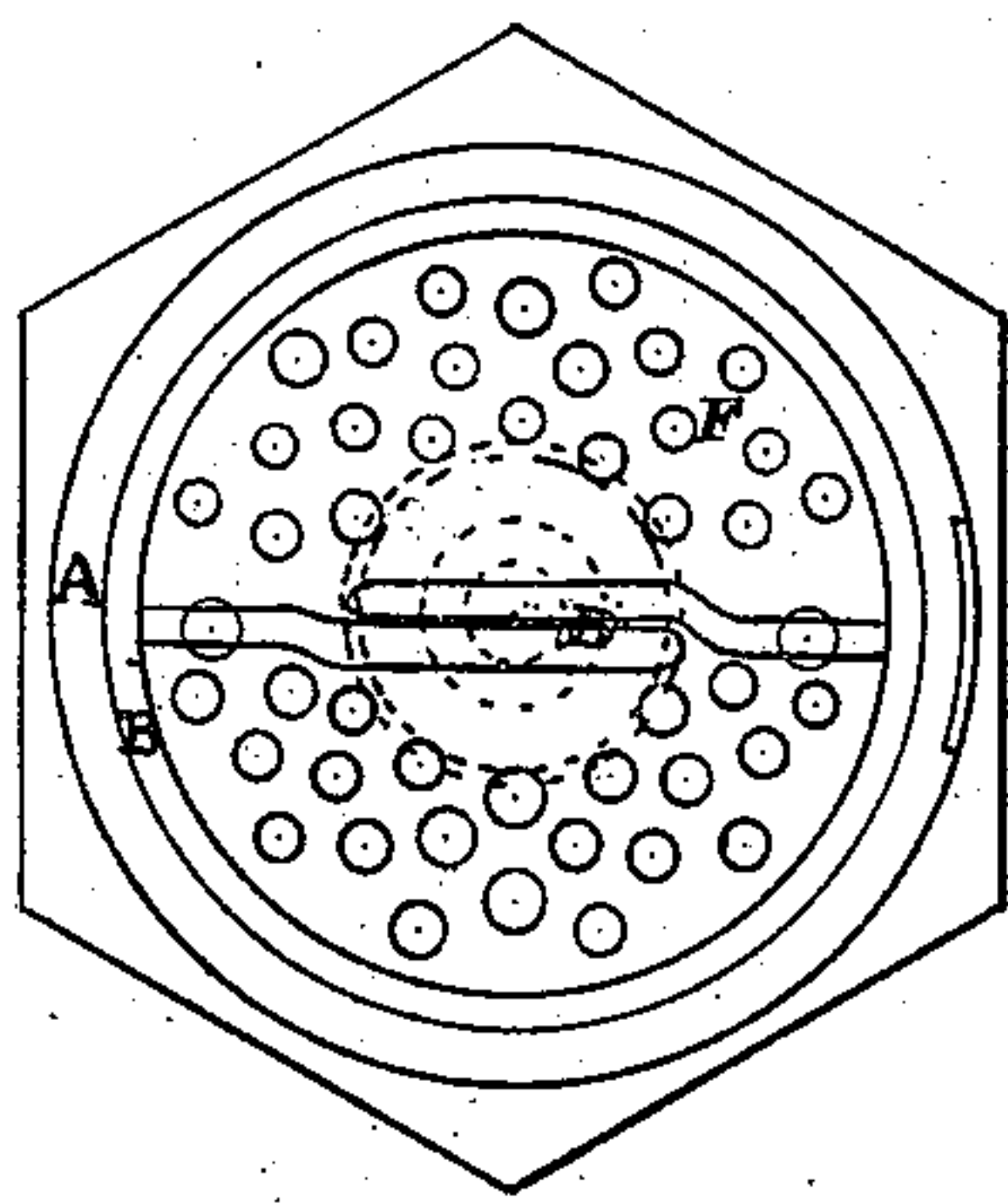


Fig. 3.



Witnesses  
Geo. H. Strong.  
Jno. L. Boone

Inventor  
Andrew J. Stevens  
by Dewey & Co.  
Attys.

# UNITED STATES PATENT OFFICE.

ANDREW J. STEVENS, OF SACRAMENTO, CALIFORNIA.

## IMPROVEMENT IN OIL AND FILTER CUPS.

Specification forming part of Letters Patent No. 191,380, dated May 29, 1877; application filed March 23, 1877.

*To all whom it may concern:*

Be it known that I, ANDREW J. STEVENS, of the city and county of Sacramento, and State of California, have invented an Improved Oil and Filter Cup; and I do hereby declare the following to be a full, clear, and exact description thereof, reference being had to the accompanying drawings.

My invention relates to a novel construction for oil-cups, such as are employed to supply lubricating material to machinery; and it consists in the employment of a double cup, in which the lubricant is first filtered and purified, and, secondly, passed to a receptacle, from whence, by suitable adjustment, it is allowed to flow in the necessary quantities to the parts to be lubricated.

Referring to the accompanying drawings for a more complete explanation of my invention, Figure 1 is an elevation. Fig. 2 is a vertical section through E E in Fig. 1. Fig. 3 is a plan, with the cover removed.

A is an outer cup of suitable size, provided with a screw at the bottom, by which to secure it in position. C is a cover, hinged to the cup at H'. B is an interior cup, fitting snugly within the cup A, and having a screw-stem, D, at the bottom, by which to screw it into the cup A, and to adjust its height so as to regulate the flow of the lubricant, as will be hereinafter described.

The ends of a spring, E, project through the sides of this interior cup, and, bearing against the exterior one, serve to retain the interior one at any point where it may be set. This spring also serves as a handle, by which to move and adjust the cup B. The bottom of this cup is numerously perforated at F,

and the cup is partly filled with any material which will filter the lubricating material, which is then placed in the cup, and passes down through the filtering material into the space within the cup A, and below the perforated bottom. The screw-stem D is slotted at G to allow the lubricant to flow out; and by raising or lowering the cup B the feed will be increased or diminished to suit the requirements.

The adjustment is easily made by taking hold of the spring or handle E and turning the cup B around until it is high or low enough for the purpose. The lubricant then flows through the slot G, and thence to the bearing through the discharge-opening H.

Having thus described my invention, what I claim as new, and desire to secure by Letters Patent, is—

1. The filter-cup B, having its bottom perforated, as at F, to permit the filtered material to flow into a receptacle beneath, the feed-slot G, and the screw-stem D, by which the feed is regulated, substantially as herein described.

2. The filter-cup B, fitted into the exterior cup A, the lower part of which serves as a reservoir for the filtered lubricant, said filter-cup having a screw-stem, D, and feed-slot G, in combination with the friction-catch E, substantially as herein described.

In witness whereof I have hereunto set my hand and seal.

ANDREW J. STEVENS. [L. S.]

Witnesses:

GEO. H. STRONG,  
O. T. STACY.