

A. H. PIKE.
BOSOM-FORM.

No. 191,365.

Patented May 29, 1877.

Fig. 1

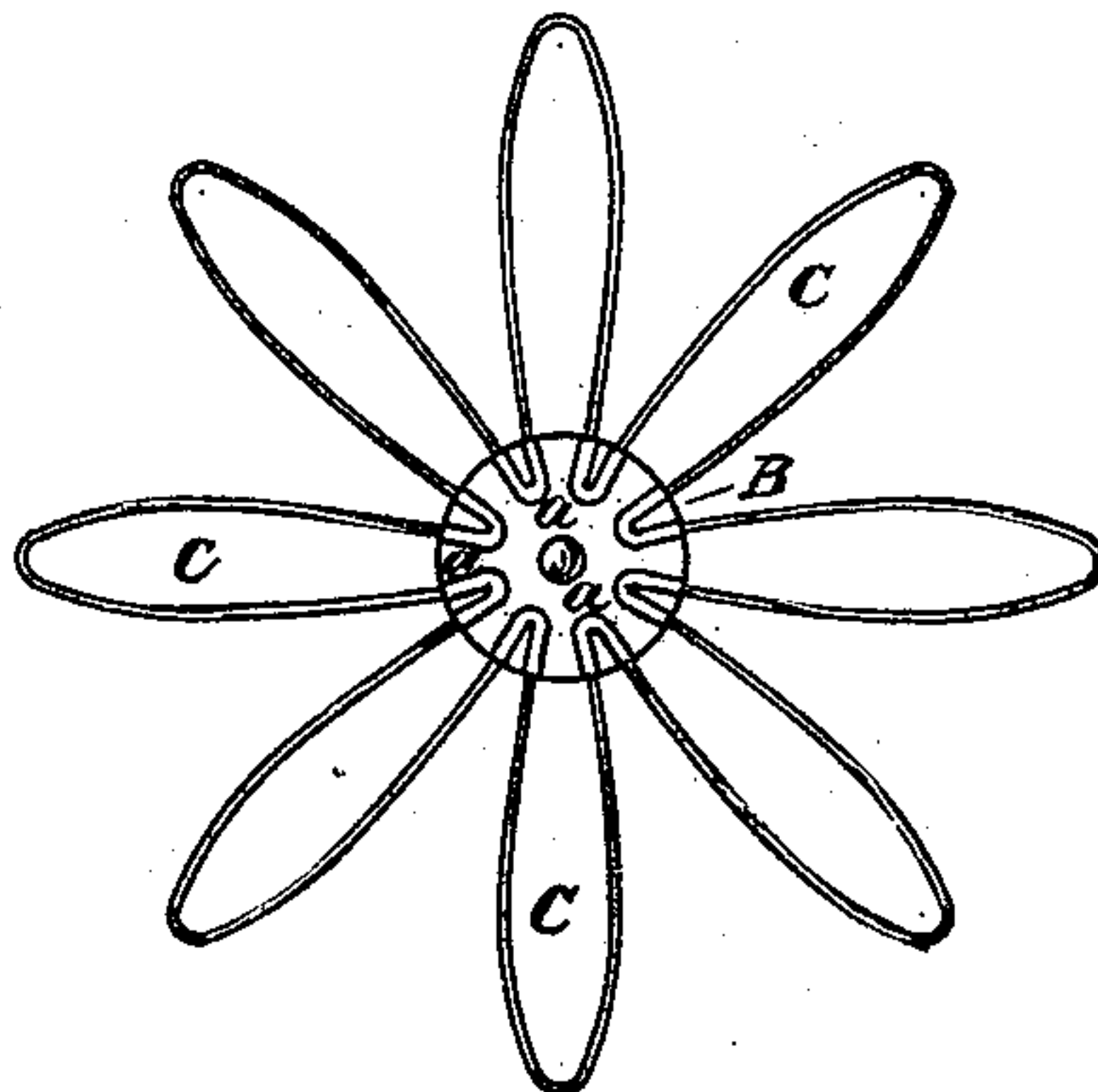
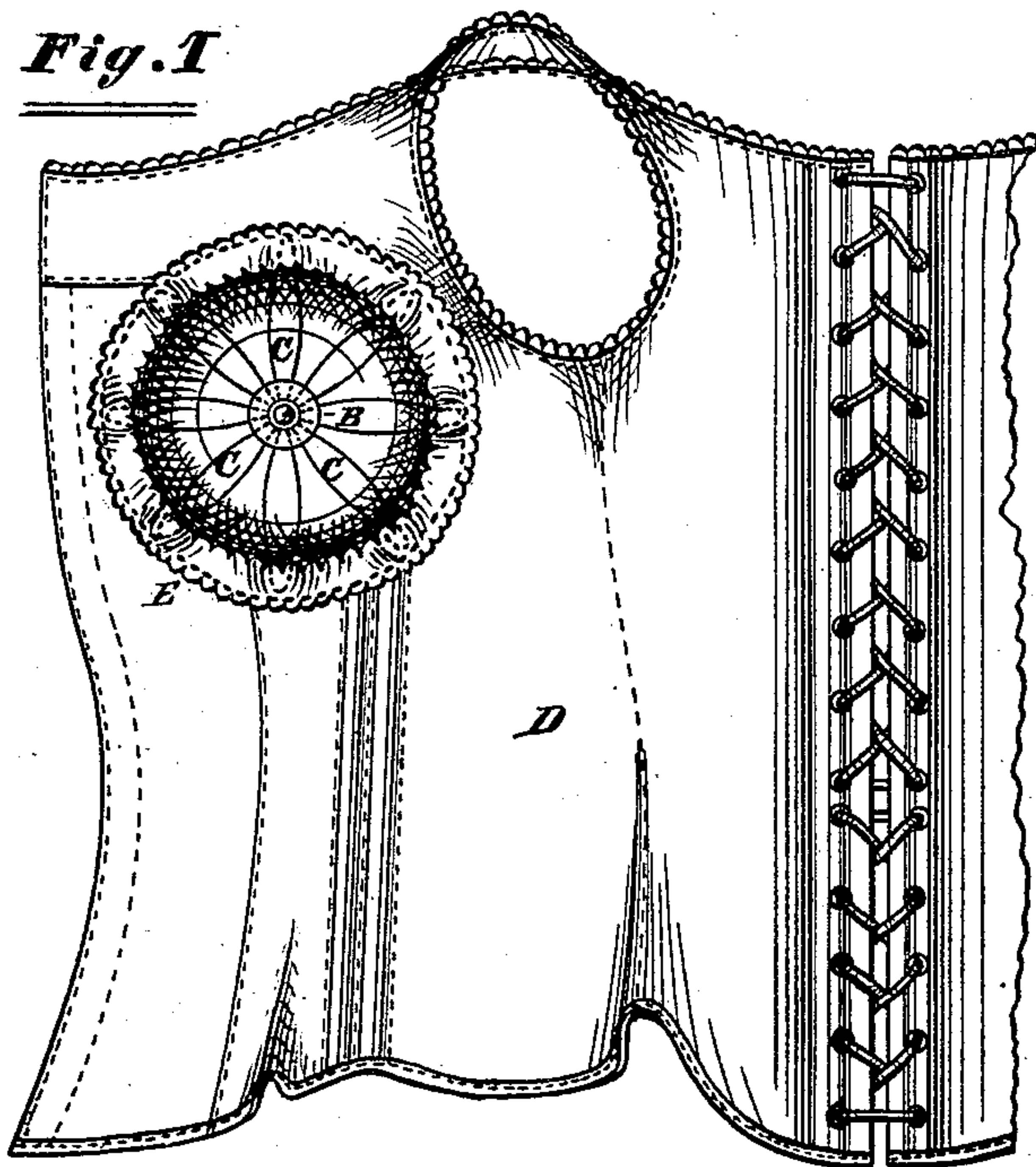


Fig. 5

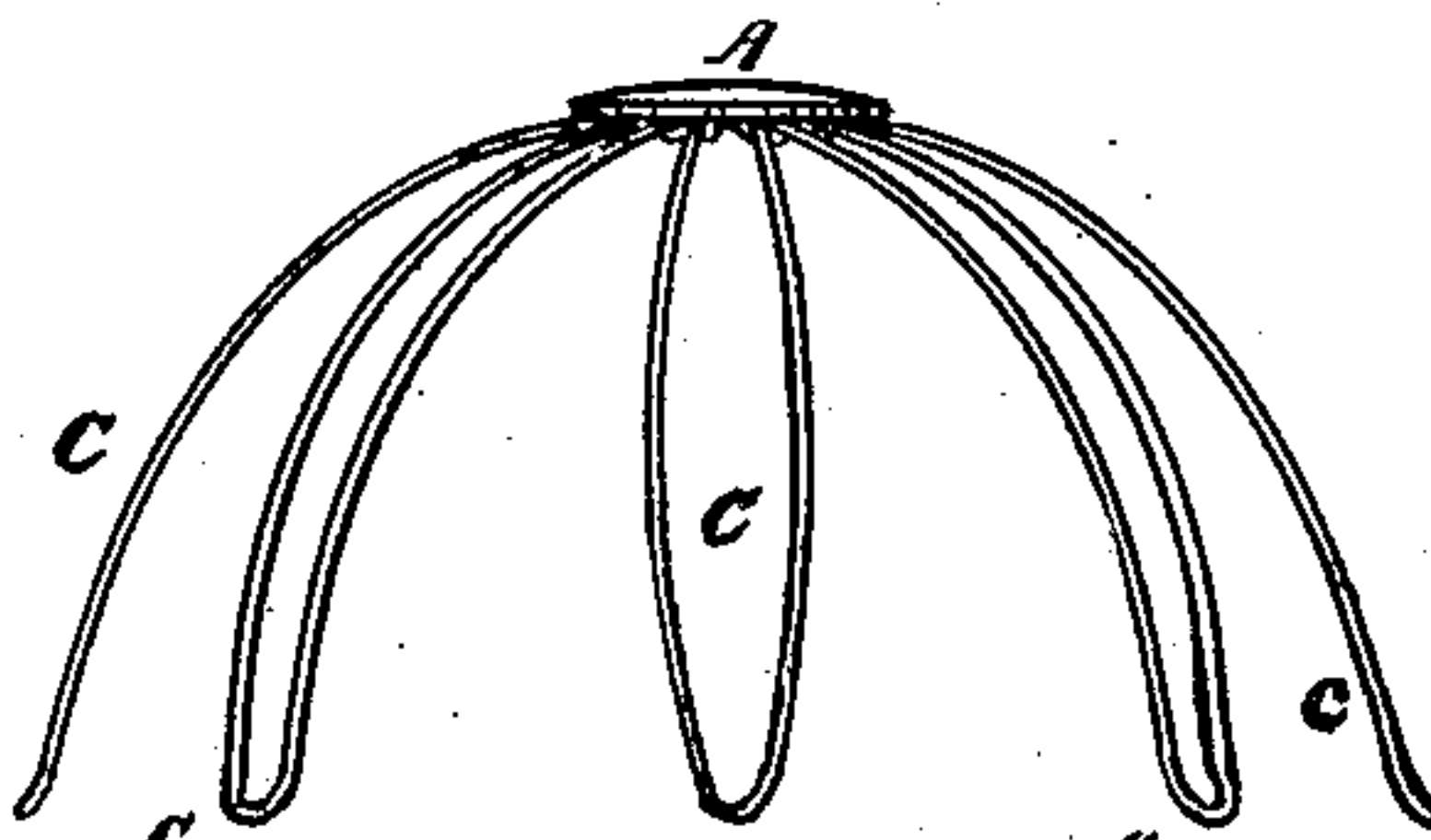


Fig. 6

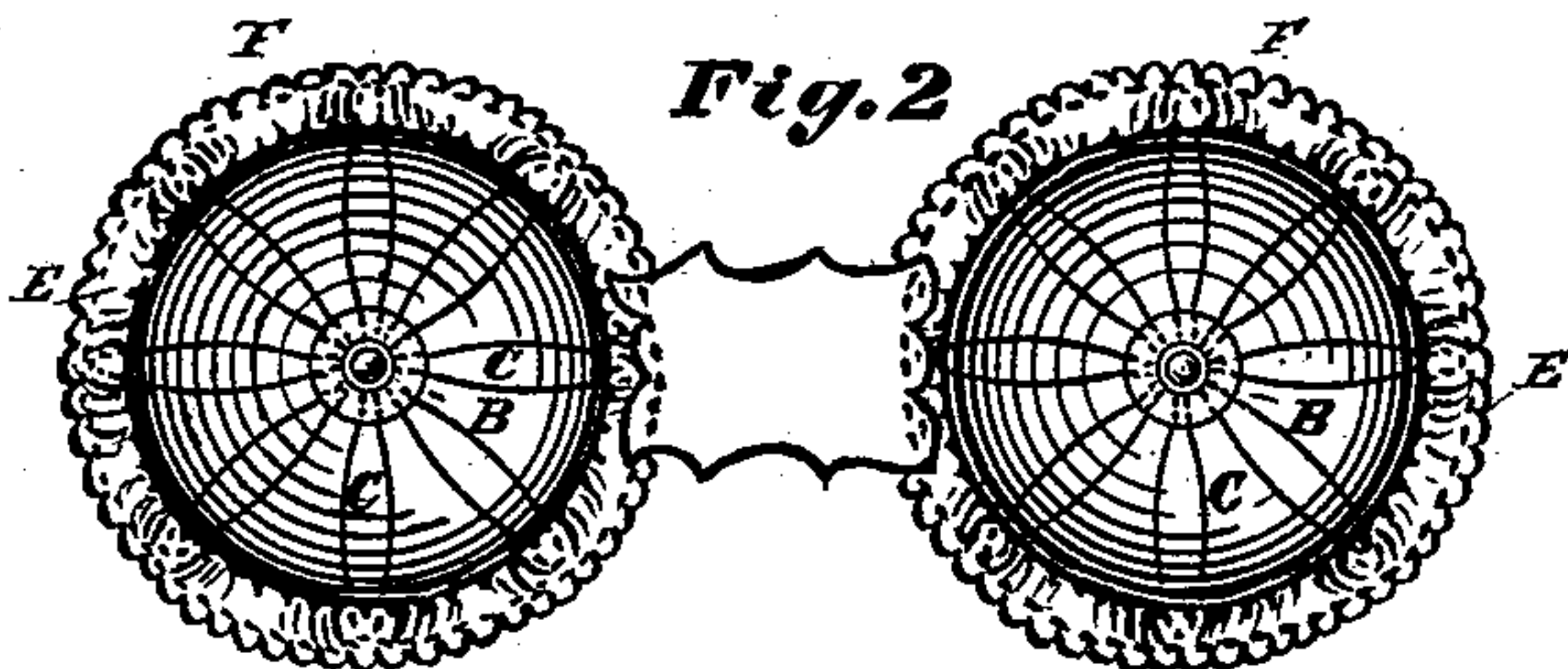


Fig. 2

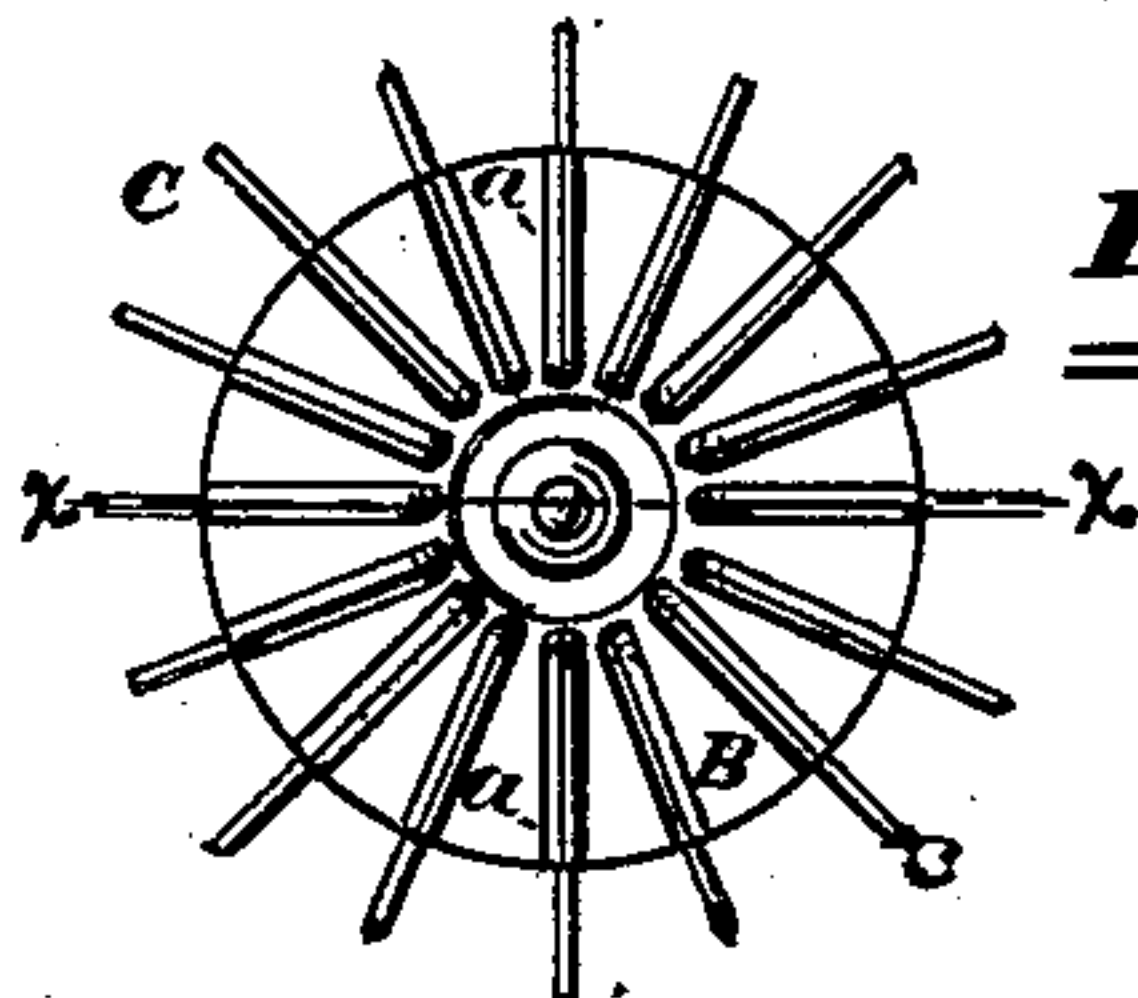


Fig. 3



Fig. 4

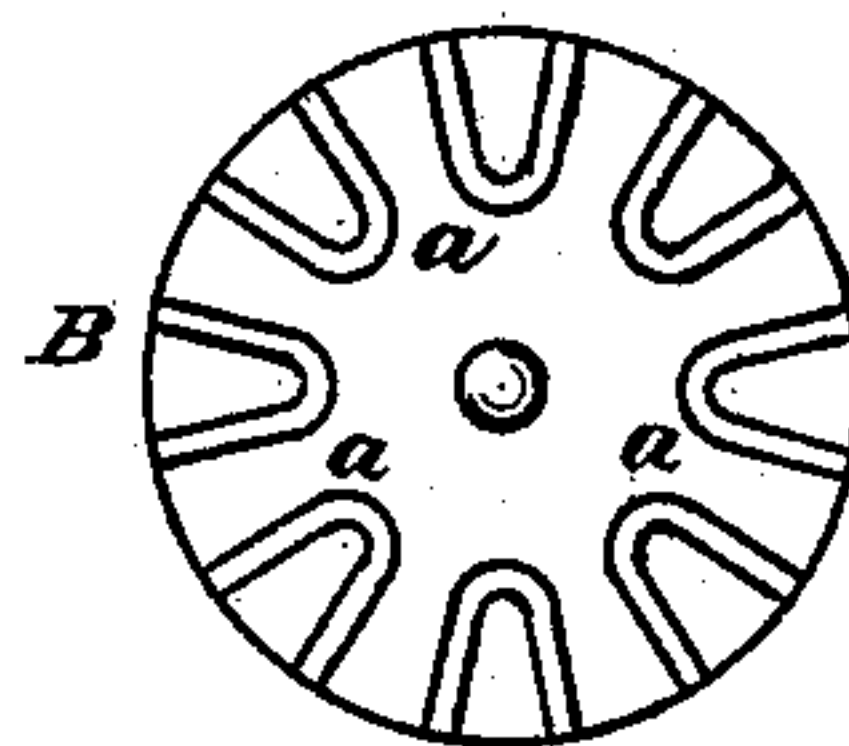


Fig. 7



Fig. 8

Attest
Ullman Strong,
Frederic Ullman

INVENTOR
Amasa H. Pike
By *F. F. Warner*
Attorney.

UNITED STATES PATENT OFFICE.

AMASA H. PIKE, OF CHICAGO, ILLINOIS.

IMPROVEMENT IN BOSOM-FORMS.

Specification forming part of Letters Patent No. **191,365**, dated May 29, 1877; application filed April 10, 1877.

To all whom it may concern:

Be it known that I, AMASA H. PIKE, of Chicago, in the county of Cook and State of Illinois, have invented certain new and useful Improvements in Bosom Forms or Pads, of which the following is a full, clear, and exact description, which will enable others skilled in the art to which my invention appertains to make and use the said improvements, reference being had to the accompanying drawing, forming a part hereof, and in which—

Figure 1 is a perspective representation of the inner side of a waist provided with my improved form; Fig. 2, a like representation of the form applied to an independent removable cover; Fig. 3, a rear elevation of the central part of the form detached; Fig. 4, a section in the plane of the line xx ; Fig. 5, a rear elevation of a modified construction of the form; Fig. 6, a side elevation of the same; and Figs. 7 and 8 are rear and side elevations, respectively, of the central disks employed in connection with the construction represented in Fig. 5.

Like letters of reference indicate like parts.

In the drawing, A, Fig. 4, represents a flat metallic disk, and B, Figs. 1, 2, 3, and 4, is also a metallic disk, in which are the radial grooves or depressions $a a$. These two disks are riveted together by means of a rivet passing through their centers, as shown at a' , and the grooves or depressions lie between the disks thus connected. C C are radial arms, each preferably consisting of a flexible wire bent at its central part, and having its ends thrust into the spaces $a a$, in which they may be fastened by soldering. These arms are also bent to give a concavo-convex form to the device as a whole, as is clearly represented in Fig. 6. The lower or free ends of the arms should also be bent outwardly slightly, as shown in the figure last referred to, to present a broader bearing-surface than the ends would otherwise furnish.

Instead of making the arms of different pieces of wire, as already described, they may consist of one continuous piece, as represented in Fig. 5, in which case the grooves or depressions $a a$ should be correspondingly modified in form, as there shown, and as again represented on a larger scale in Fig. 7,

and in the latter case soldering will not be necessary, but may be resorted to, if thought preferable.

Instead of making the disks A and B flat, as described, they may be slightly arched, if so desired, as represented in Figs. 6 and 8, but it is not essential that they should be so arched; neither is it absolutely essential that either they or the radial arms should be made of metal, but I deem it preferable to make the disks of sheet metal and the arms of flexible wire, as at first set forth.

In order to apply the forms now described to a waist or corset, so that the forms may be removed and replaced with facility, I construct the waist or corset as follows: D, for example, represents a cloth waist. This waist has a fullness corresponding to the shape and intended position of the forms. About the bases of these full parts, and on the inner side of the garment, I stitch an annular band, E, which may be stitched entirely around its outer edge. The inner edge, however, is stitched only at intervals, thus leaving small openings or pockets to receive the outer or lower ends of the arms C C. F F represent covers, provided, in the manner described, with openings or pockets to receive the ends of the arms C C. By this means the waist or other similar garment may be put on and taken off while combined with the forms, and the latter may be inserted and removed with facility without breaking the stitching of the parts with which they are intended to be combined. The parts likely to become soiled can thus be easily detached from the forms, washed, and readily united to them.

It will now be perceived that the object of my invention is to produce an appearance of natural fullness of the bust or breasts of women in whom such fullness is deficient, and that I aim to accomplish this object by means of a garment and suitable forms so constructed and combined as to be temporarily and practically one article of wearing apparel, from which the forms may be easily detached without injury to the stitching, for the purposes set forth, and replaced with facility, as occasion may require.

It will also be perceived that the arms C C, whether each is made in independent parts

or all are made in one continuous piece; are bow-shaped, and are each continuous at their lower or outer ends, thus not only forming a comparatively broad bearing, but also supporting the full part of the corset or waist at frequent intervals. The outer or free ends of the arms are also disconnected from each other, so that they may be inserted with facility into the pockets intended to receive them.

The forms thus made are pliable, light, safe, cleanly, durable, and cheap, and may be readily applied to the use for which they are intended.

Having thus described my invention, what I claim as new, and desire to secure by Letters Patent, is—

1. A bosom-form wherein are the arms C C, each consisting of two flexible, bow-shaped,

radial, and concavo-convex ribs, continuous with each other at the lower end of the arm formed by each pair of ribs, the said end of the arms so formed being independent of or disconnected from each other, substantially as and for the purposes specified.

2. A bosom-form consisting of the combination of the flat disk A, the radially-grooved disk B, attached to the disk A, and forming therewith the pockets *a a*, and the arms C C, each consisting of two radial, flexible, bow-shaped, and concavo-convex ribs entering the pockets *a a*, and continuous with each other at the lower ends of the said arms, substantially as and for the purposes specified.

AMASA H. PIKE.

Witnesses:

F. F. WARNER,
BENJ. F. PIKE.