

H. TEXIER.
GLOVE-FASTENER.

No. 191,266.

Patented May 29, 1877.

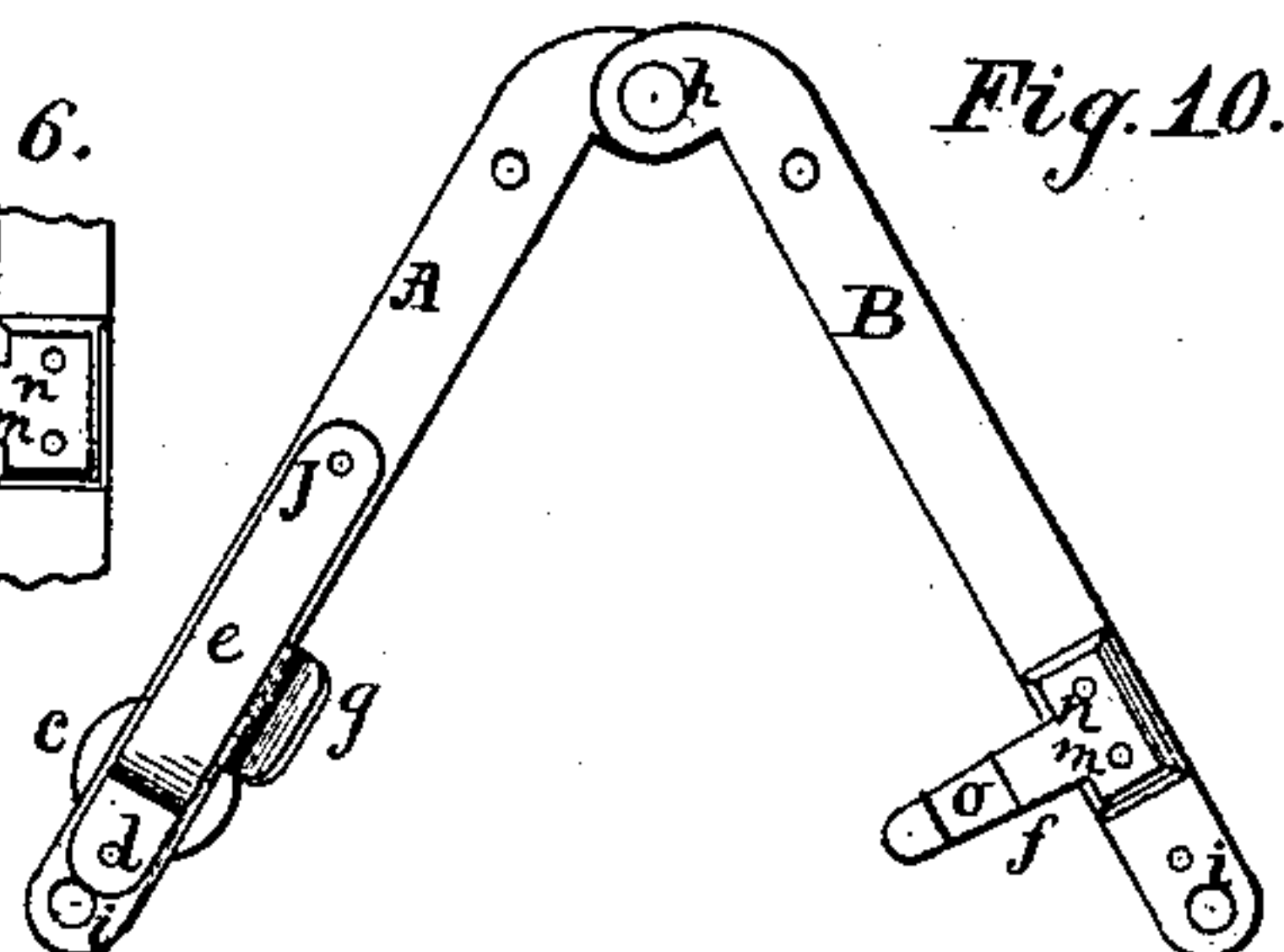
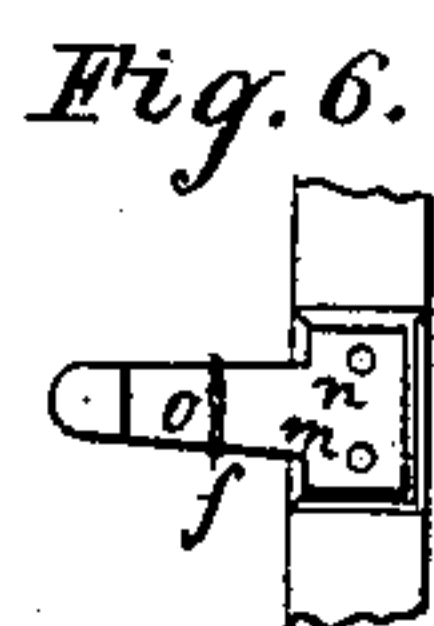
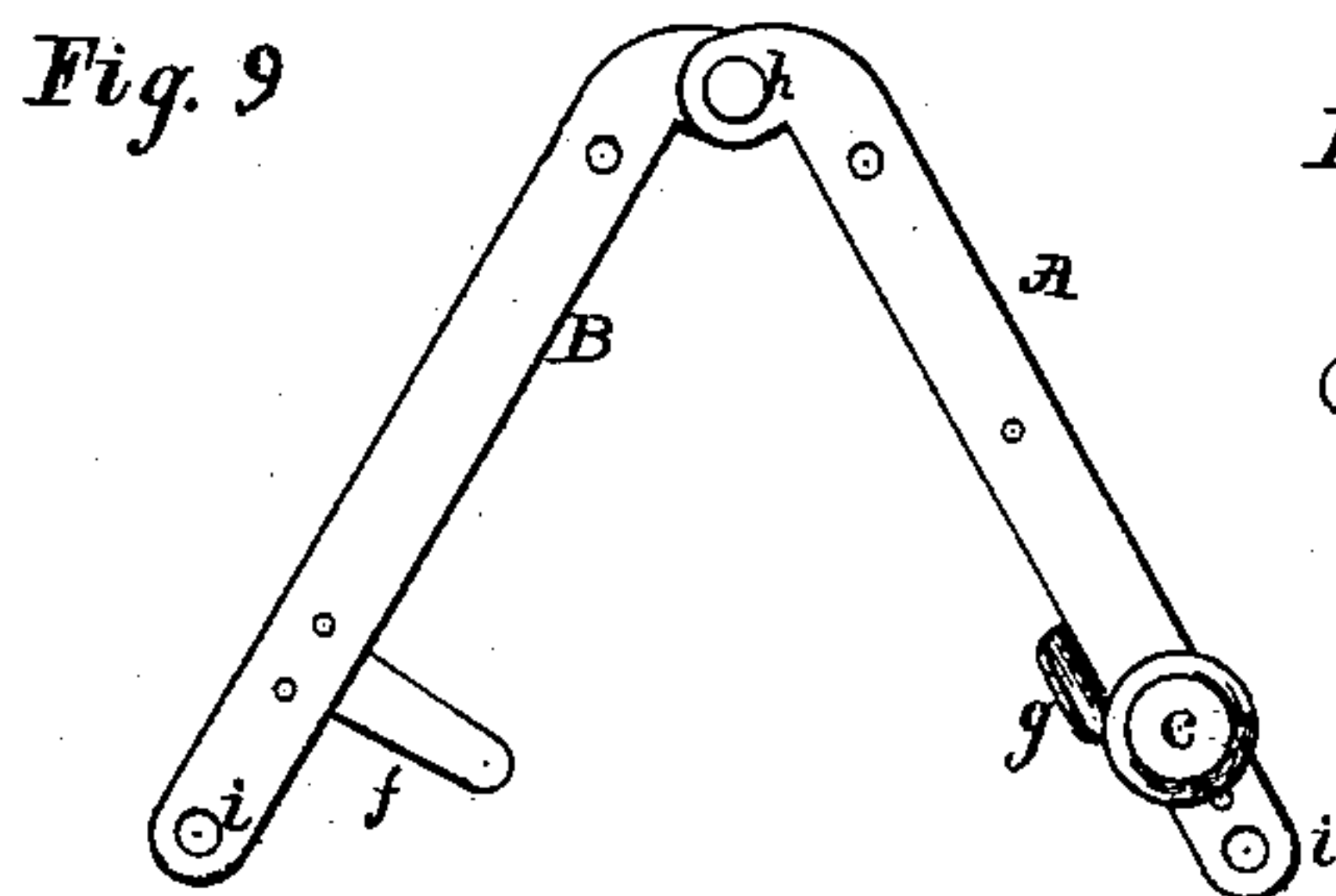
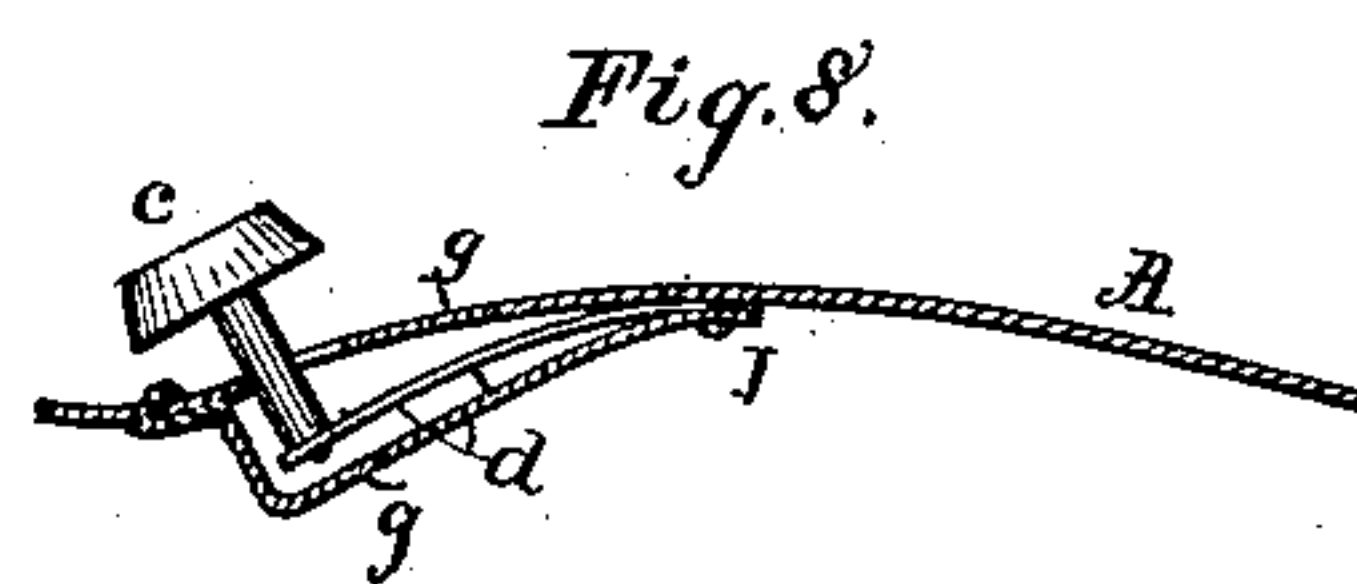


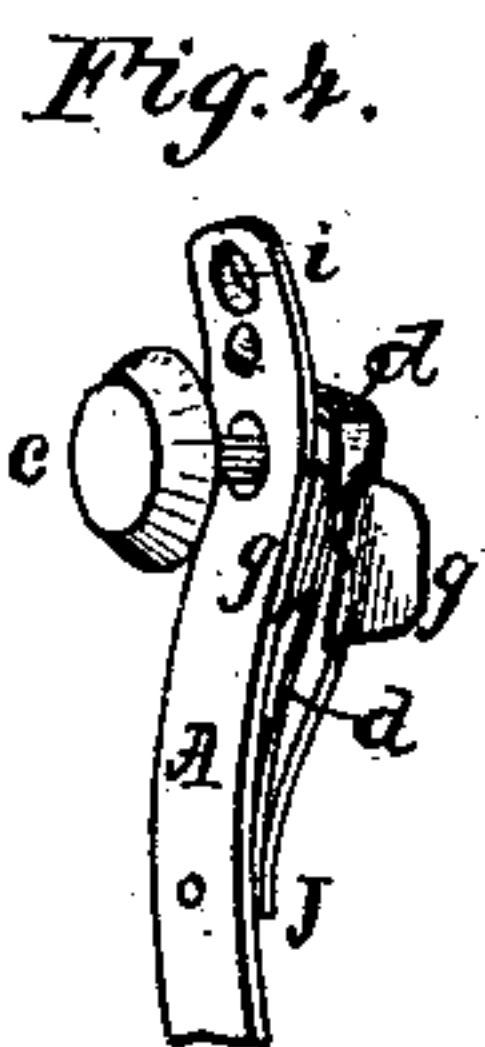
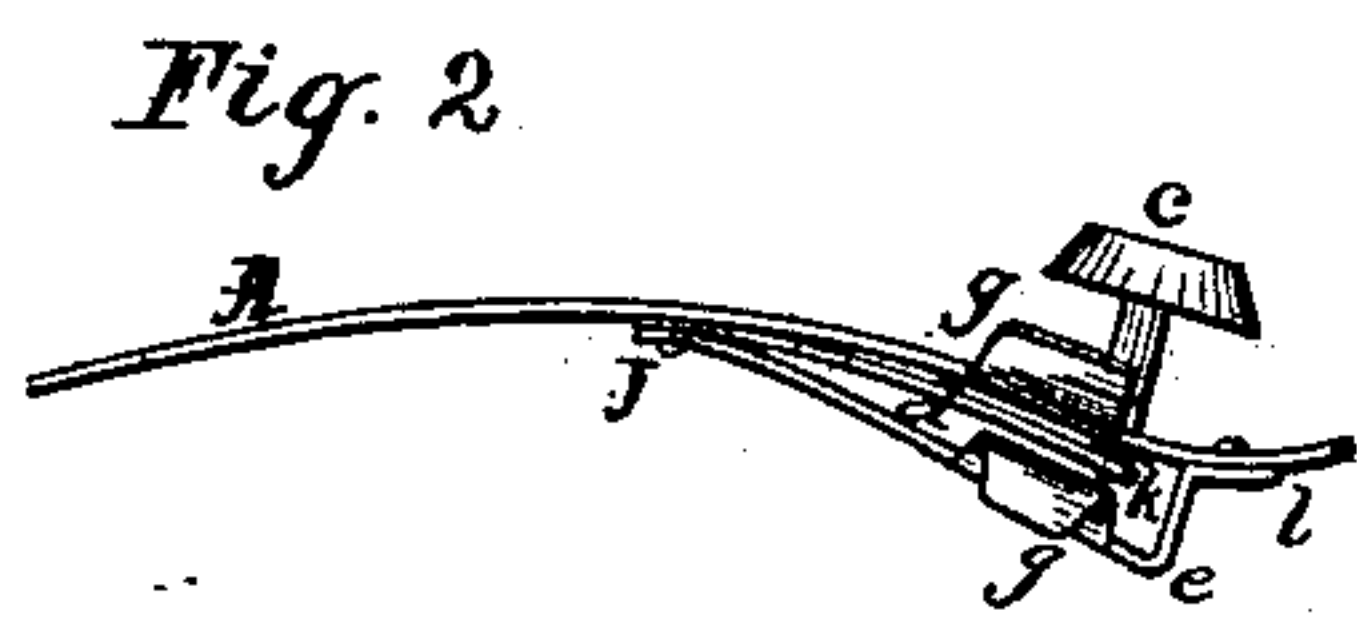
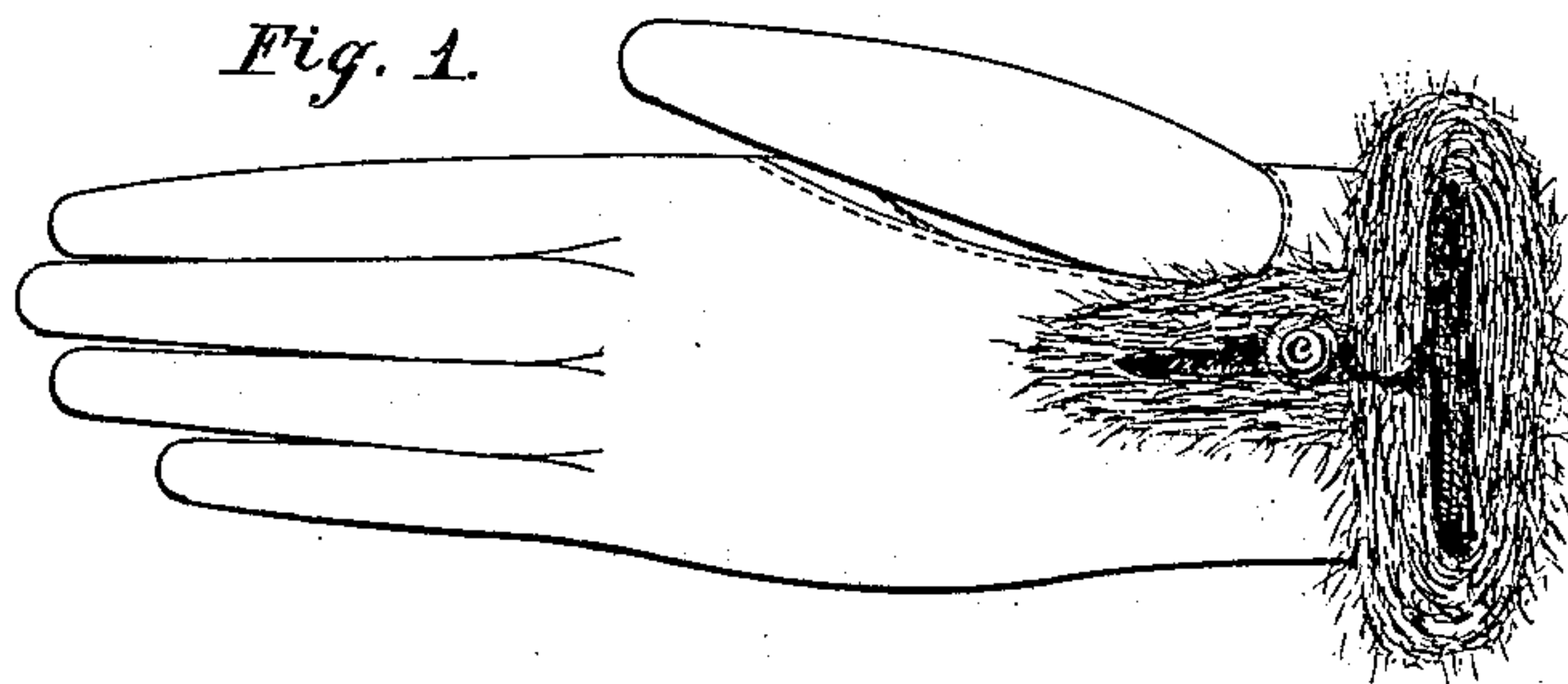


Fig. 11.

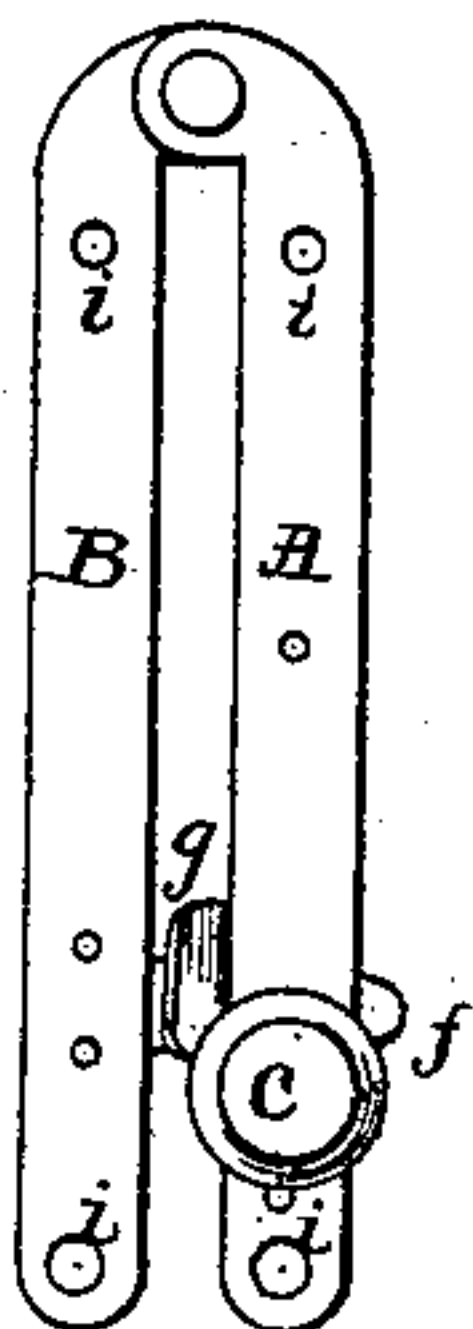
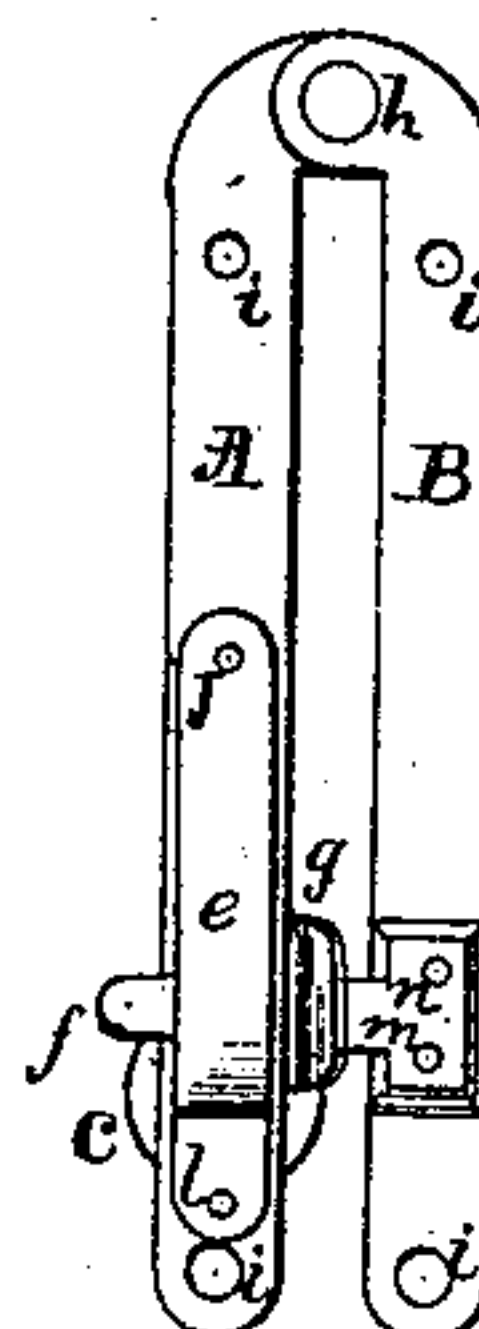


Fig. 12.



Witnesses:

Alex D. Burke
Joseph P. Lockman

Inventor:

Hippolyte Texier

UNITED STATES PATENT OFFICE.

HIPPOLYTE TEXIER, OF NEW YORK, N. Y.

IMPROVEMENT IN GLOVE-FASTENERS.

Specification forming part of Letters Patent No. 191,266, dated May 29, 1877; application filed February 22, 1877.

To all whom it may concern:

Be it known that I, HIPPOLYTE TEXIER, of the city, county, and State of New York, have invented a new and Improved Fastener or Clasp for Closing and Opening Gloves, of which the following is a specification:

Figure 1 represents a face view of a glove or mitten closed by means of my fastener or clasp. Fig. 9 shows the face view of the opened fastener, and Fig. 10 the back view of the same. Fig. 11 shows the face view of the closed fastener, and Fig. 12 the back view of the same. Figs. 2, 3, 4, 5, 6, 7, 8 show the details of the most material parts of my invention.

Similar letters of reference indicate corresponding parts in all the figures.

This invention relates to a new fastener or clasp to be applied to the slit of a glove, in order to close or open it.

The invention consists in two pieces or branches, made of steel or other metal, A B, joined or pivoted together by means of a pivot-pin, *h*, made of copper to avoid the effects of oxidation. At the respective or upper ends of said branches or plates A and B are attached the parts requisite for the construction of the fastener hereinafter described. This fastener, being inserted in the slit of a glove, serves to open and close it at will. This fastener opens and closes by means of a spring-button, as herein set forth.

A and B in the drawing represent two metal branches or plates, joined or pivoted together by a copper pivot-pin, *h*. These two plates, being inserted in the slit of the glove, are attached to its edges by means of the holes *i*. At the upper end of the front part of the plate A is a hole, through which the spring-clasp *c d* works, Figs. 2, 3, 4, 7, 8. The spring button *c d* is attached to the back part of the plate A, at the point J, and the button *c* is attached to the spring *d* at the point *k*. At

the points *l* J, back part of plate A, and covering the spring *d*, is a piece of copper or other metal, *e*, shaped as represented, used to prevent the contact of the spring *d* with the lining of the glove. This piece *e* has also a protruding part, *g*, bent outside, which, with the protruding part *g*, bent outside of the front part of the plate A, serves to allow the easy entrance of the tang *f*, Figs. 5 and 6, back part of plate B. The tang *f*, Figs. 5 and 6, is attached to the back part of the plate B at the points *m* and *n*, and is made with a groove, *o*, Fig. 5, in order to catch the spring *d* when the glove is being closed. This fastener works like a lock. When the glove is required to be closed, the two plates A and B have only to be pushed together, and then the tang *f* enters between the spring *d* and the plate A, and is there held fast by the spring *d*, which is caught in the groove *o*. When the glove is to be opened, the button *c* has only to be pressed, as in Figs. 3 and 8, and the spring *d*, being loosened from the groove *d*, frees the tang *f*. This fastener can be made lighter, if to be applied to a lighter glove.

The advantages of my invention consist, as it is very apparent, in the facility this new fastener gives of closing and opening a glove; and, besides, it prevents the glove from tearing and wearing out as fast as with the various other systems of fastening heretofore in use.

I claim as my invention—

The spring-button *c d*, combined with the parts *e g g*, attached to the plate A, and the part *f*, attached to the plate B, the whole forming a fastener constructed and operating substantially as shown and described, and for the purposes set forth.

HIPPOLYTE TEXIER.

Witnesses:

ALEX. D. BURKE,

JOSEPH P. JOACHIMSER.