

C. HAUFF.
HARNESS-TUGS.

No. 191,051.

Patented May 22, 1877.

Fig. 3

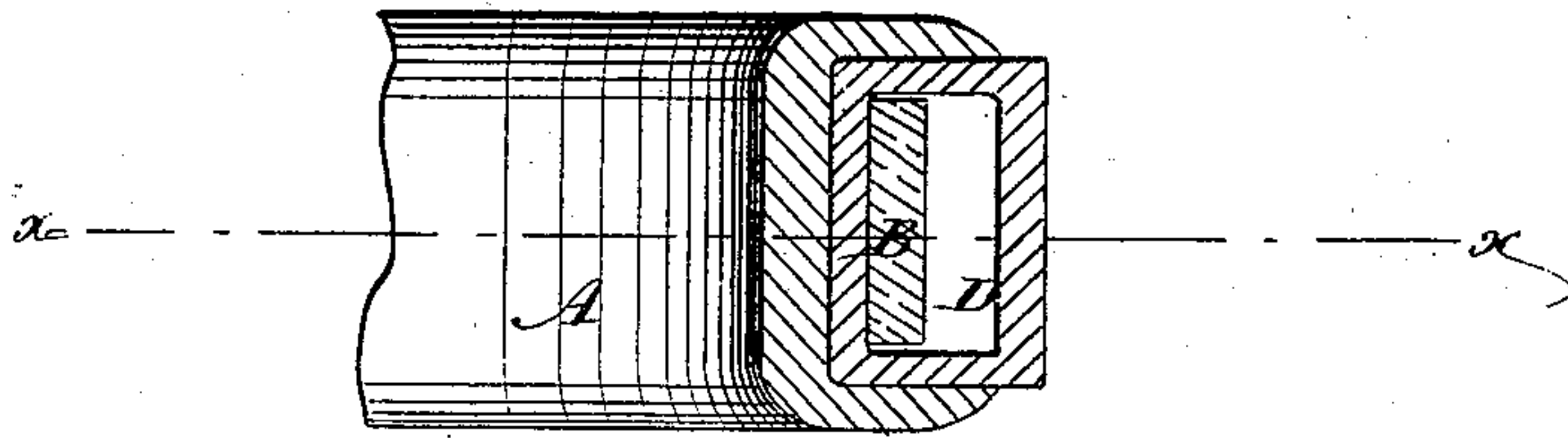


Fig. 2

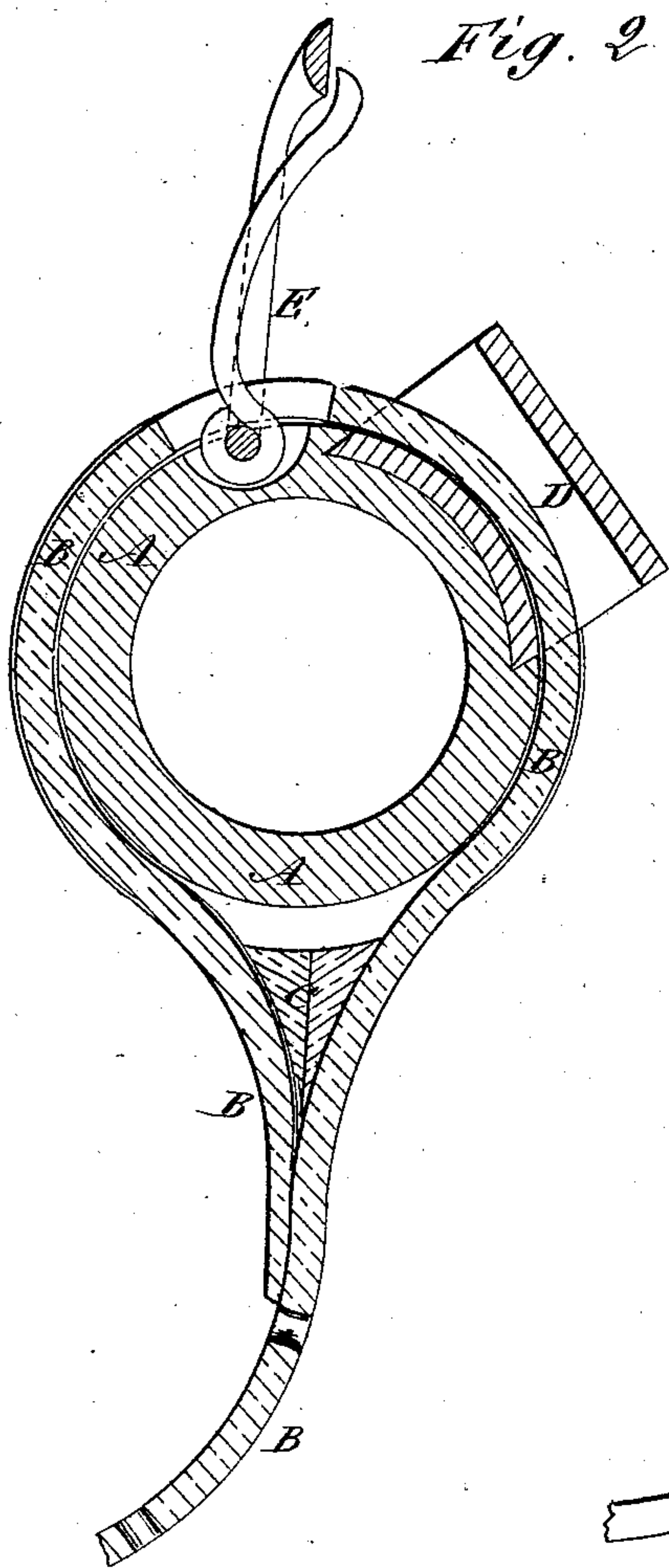
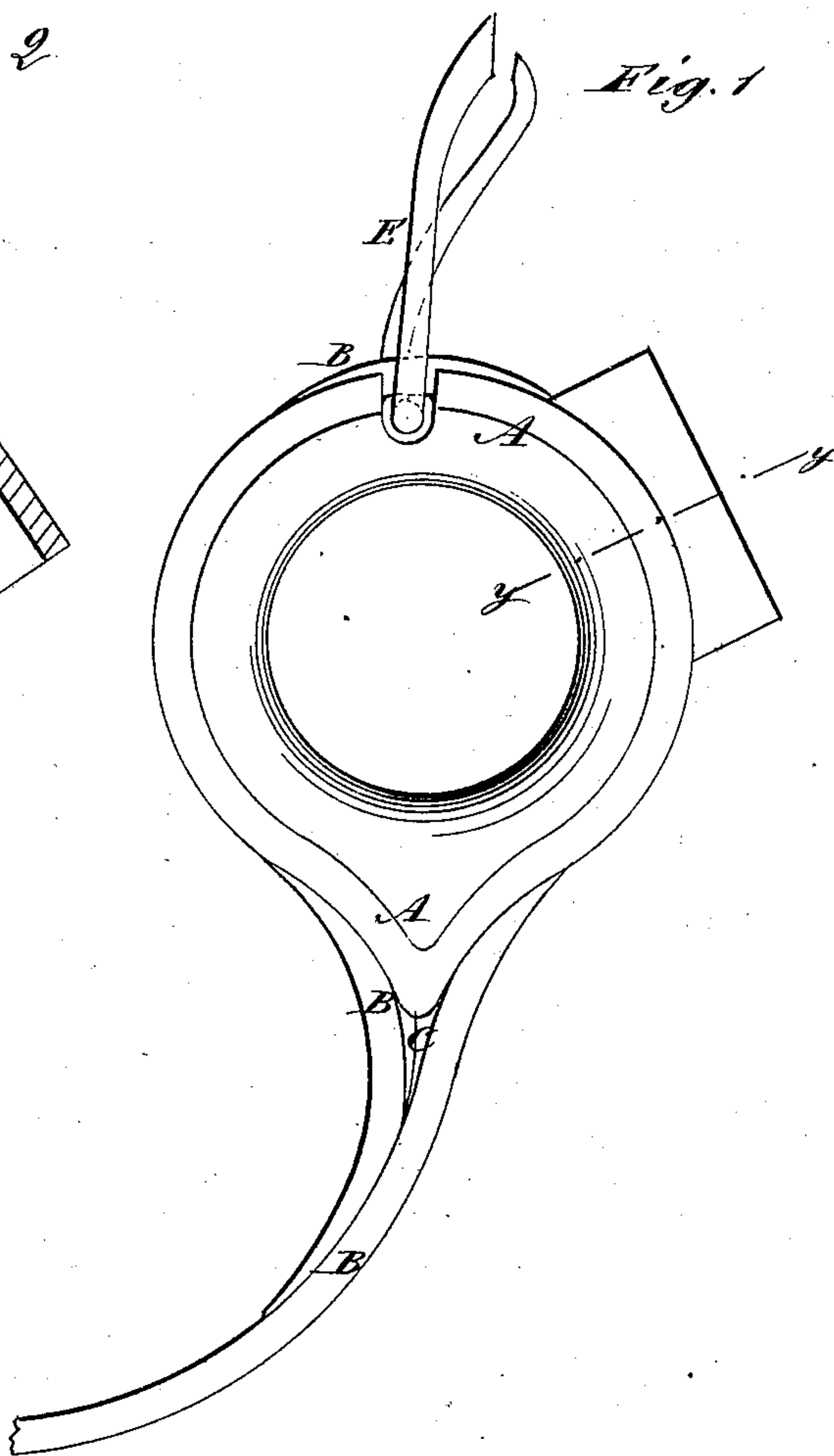


Fig. 1



Witnesses

C. Verma
J. H. Scarborough.

Inventor

C. Hauff.
by *Wm. H. G.*
Attorneys.

UNITED STATES PATENT OFFICE.

CHARLES HAUFF, OF ASHLAND, OHIO.

IMPROVEMENT IN HARNESS-TUGS.

Specification forming part of Letters Patent No. **191,051**, dated May 22, 1877; application filed April 9, 1877.

To all whom it may concern:

Be it known that I, CHARLES HAUFF, of Ashland, in the county of Ashland and State of Ohio, have invented a new and useful Improvement in Thill-Carrier, of which the following is a specification:

Figure 1 is a side view of my improved thill-carrier. Fig. 2 is a vertical section of the same, taken through the line *xx*, Fig. 3. Fig. 3 is a detail cross-section of the same, taken through the line *yy*, Fig. 1.

Similar letters of reference indicate corresponding parts.

The object of this invention is to furnish an improved device for supporting thills, which shall be simpler in construction, neater in appearance, more durable, and less liable to wear the paint off the thills than the ordinary carriers.

The invention will first be described in connection with the drawing, and then pointed out in the claim.

A is the body of the carrier, which is made in the form of a ring with outwardly-projecting flanges around its edges. B is the strap which is passed around the ring A in the groove formed by its flanges, and its inner

end is sewed to its body at the side of the ring A. Small wedge-shaped blocks C of leather are inserted in the angle between the parts of the strap B, where they meet, and the ring A, as shown in Fig. 2, which angular blocks C are covered by annular projections of the flanges of the ring A. D is a keeper, to receive the end of a strap buckled to the carrier. The inner part of the keeper D is placed in a recess in the ring A, where it is kept in place by the strap B that passes through it. The ring A is also recessed to receive the tongue-bar of the buckle E, and the eye of the buckle-tongue.

The ring A may be made of oak-tanned sole-leather pressed into form, or it may be made of hard rubber.

Having thus described my invention, I claim as new and desire to secure by Letters Patent—

The combination, in a thill-carrier, of the ring A, strap B, and the wedges C, as shown and described, for the purpose specified.

CHARLES HAUFF.

Witnesses:

SAM. L. ARNOLD,
W. T. ALBERSON.