

E. H. MAHONEY.
FOLDING CHAIR.

No. 190,974.

Patented May 22, 1877.

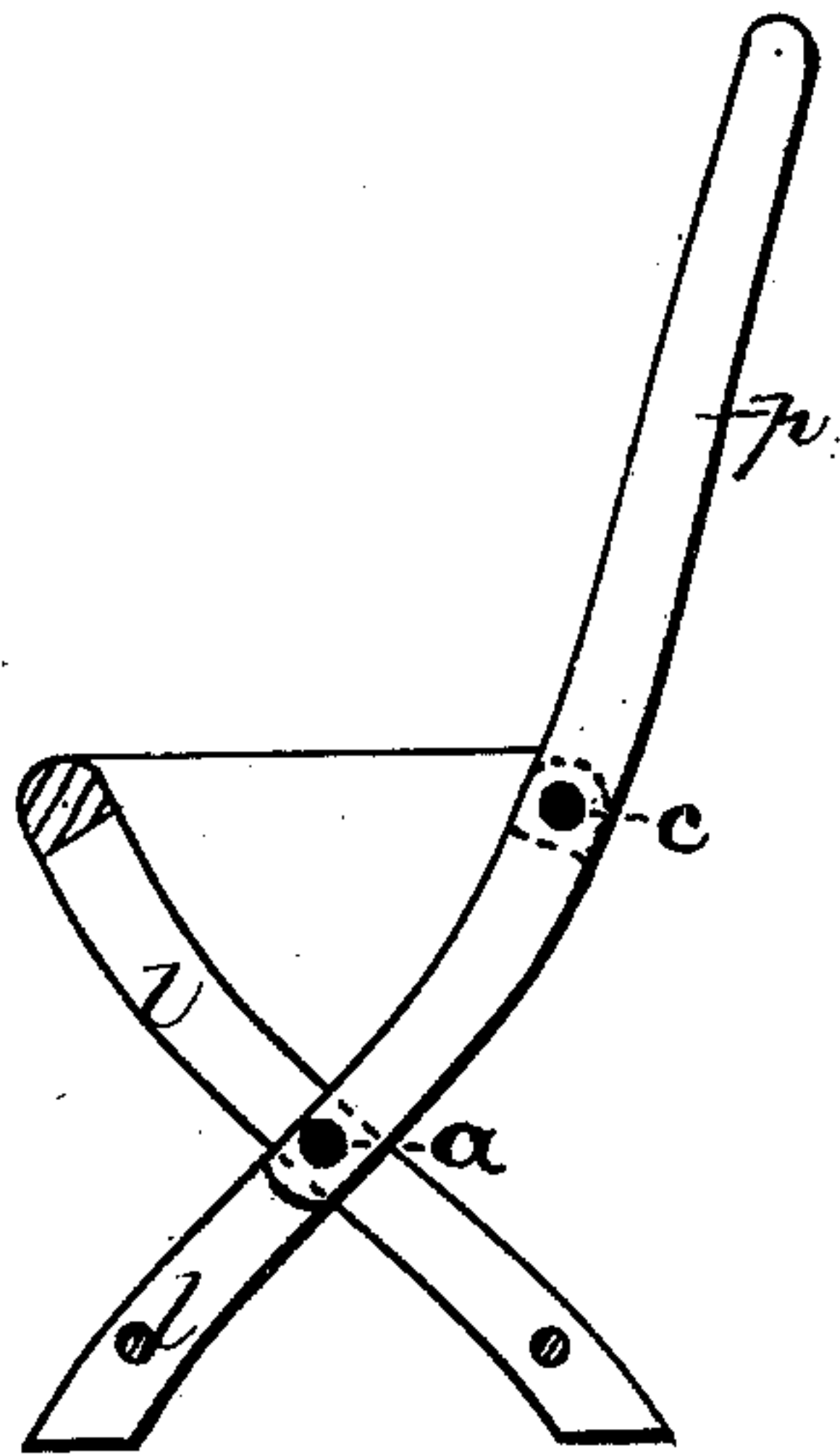


Fig. 1

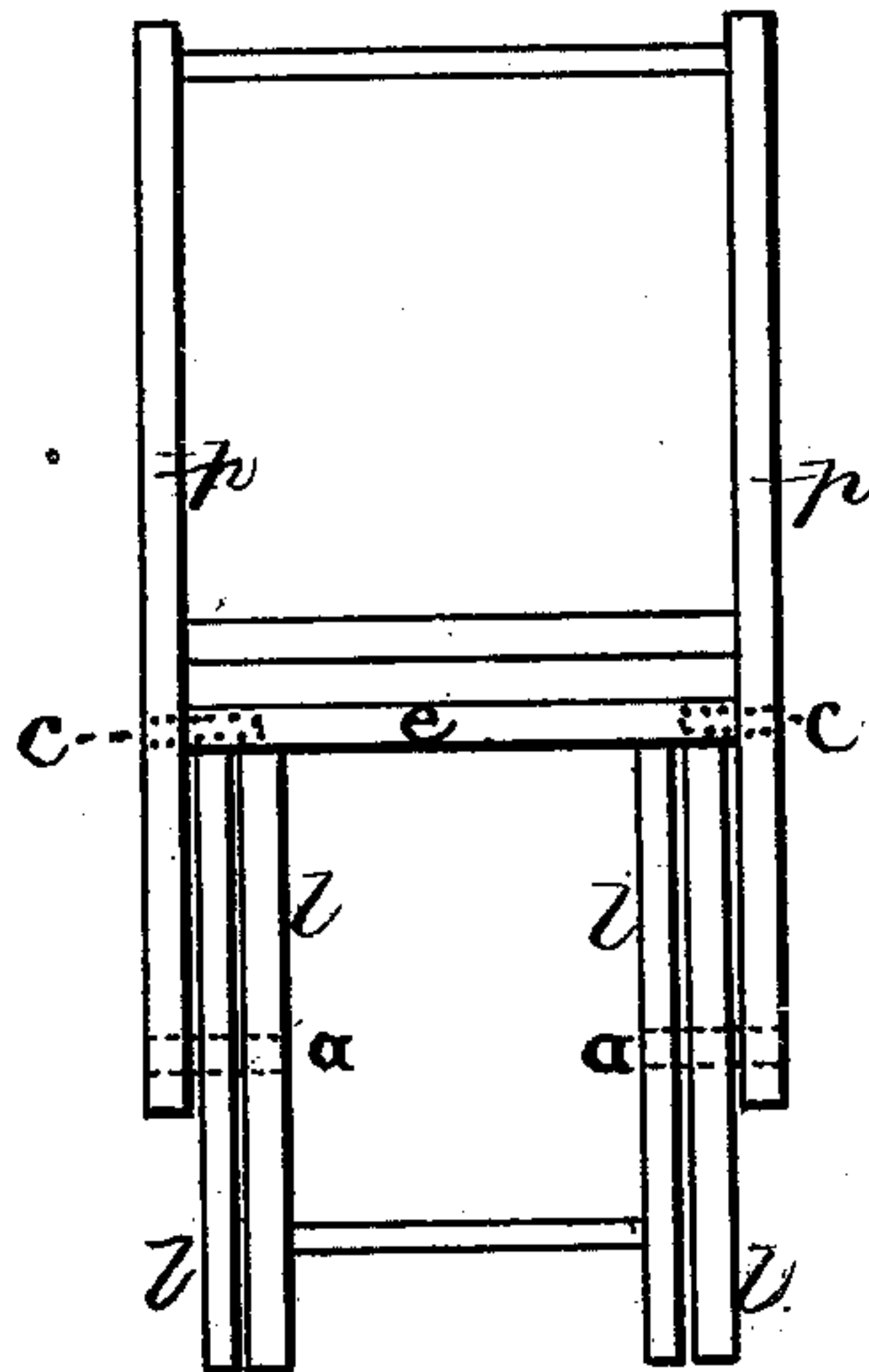


Fig. 2

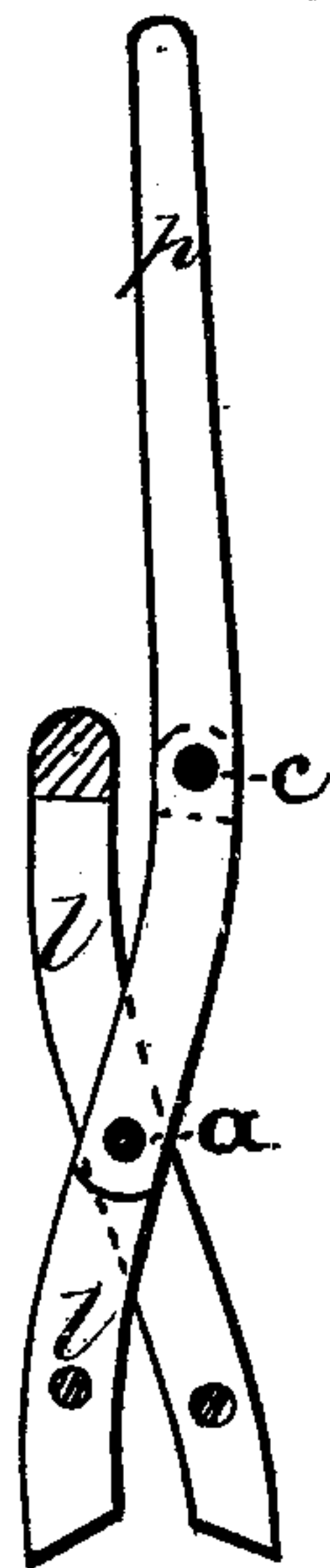


Fig. 3.

Attest
Henry F. Paine
Benj. B. Paine

Inventor
E. H. Mahoney
Per. Lucile Paine
His attorney.

UNITED STATES PATENT OFFICE.

EUGENE H. MAHONEY, OF BOSTON, MASSACHUSETTS.

IMPROVEMENT IN FOLDING CHAIRS.

Specification forming part of Letters Patent No. **190,974**, dated May 22, 1877; application filed December 11, 1876.

To all whom it may concern:

Be it known that I, EUGENE H. MAHONEY, of Boston, in the county of Suffolk and State of Massachusetts, have invented certain Improvements, new and useful, to Folding Chairs, which are fully set forth in the following specification, reference being had to the accompanying drawings.

This invention relates to certain improvements of the chair patented by Geo. C. Paine, September 19, 1876.

Figure 1 is a side elevation, partly in section, of the chair set up for use. Fig. 2 is a front view of the chair, and Fig. 3 represents it folded.

This chair is constructed substantially like the chair as referred to in the patent of Geo. C. Paine, before mentioned, except that the lower ends of the posts *p* of the back-frame *A* are connected to the legs *l* at the point where the legs cross each other by a pin, *a*, which passes through the lower end of the posts *p* of the back-frame, and also through the legs *l*, where they cross, thus serving the double purpose of securing the lower end of the back-frame *A* to the legs *l*, and also as a

pivot to unite the legs, and upon which they turn. The back-frame *A* is secured to the upper ends of the front legs on a level with the seat, by a pin or screw, *C*, which passes through the posts *p* of the back-frame, and into the end of the back-rail of the seat. The pin or screw *C* does not act as a pivot in any manner.

By this mode of construction a back is provided for an ordinary cross-legged camp-stool, rendering it a very cheap, simple, and convenient chair.

I claim—

The combination, with the cross-legs *l*, of the back-frame *A*, the side posts *p* of the back-frame being rigidly secured to the back-rail *e* of the seat at the upper ends of the front legs, and connected to the cross-legs at their points of intersection by a pin, *a*, which forms a pivot for the legs, as set forth and described.

EUGENE H. MAHONEY.

Witnesses:

GEO. C. PAINE,
F. A. HILL.