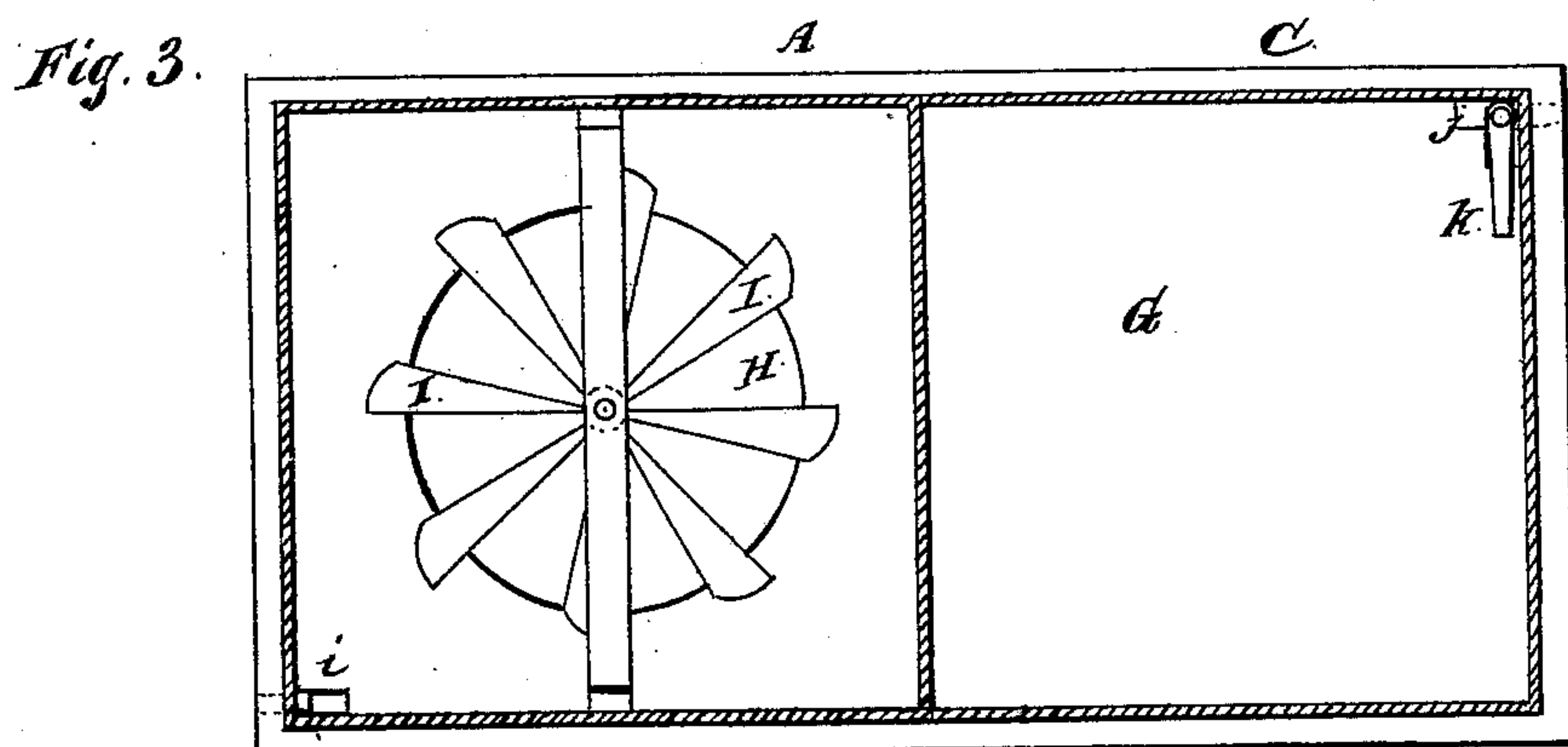
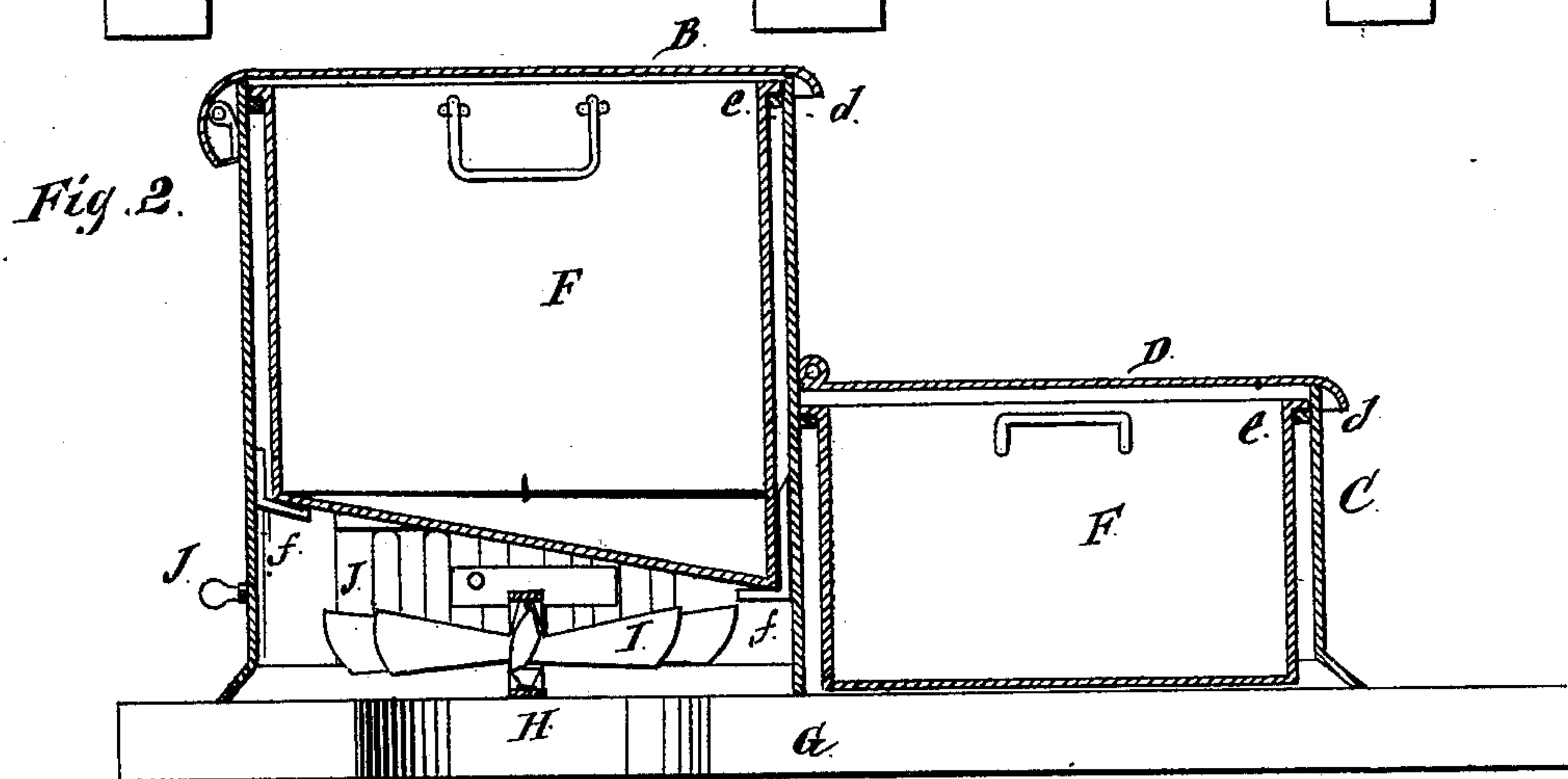
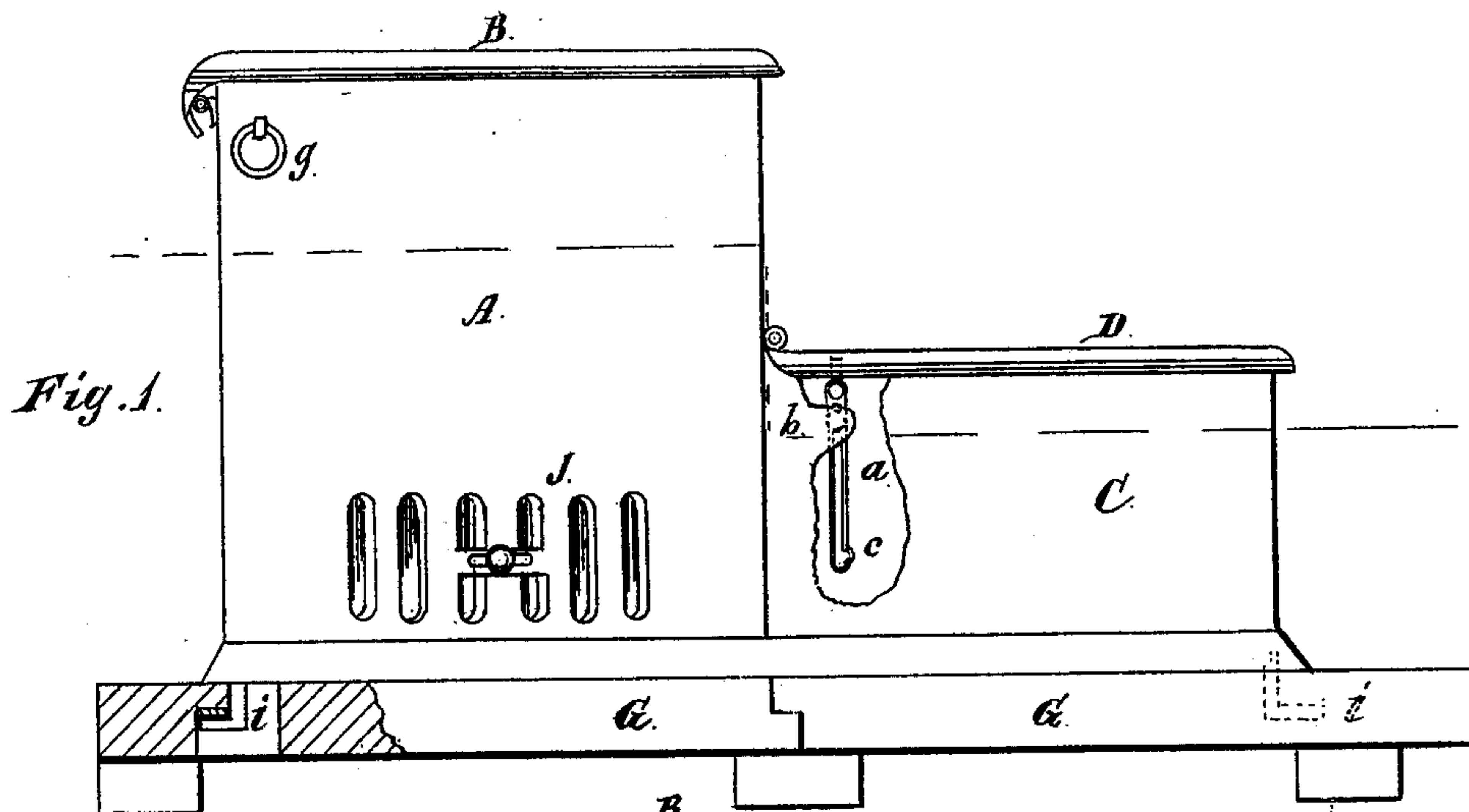


T. X. WALSH.  
GARBAGE-SINK.

No. 190,649.

Patented May 8, 1877.



*Inventor.*

*Witnesses:*  
*Heinrich F. Bruner.*  
*Chas. Bond.*

*Thos. X. Walsh*



# UNITED STATES PATENT OFFICE

THOMAS X. WALSH, OF CHICAGO, ILLINOIS.

## IMPROVEMENT IN GARBAGE-SINKS.

Specification forming part of Letters Patent No. **190,649**, dated May 8, 1877; application filed August 31, 1876.

*To all whom it may concern:*

Be it known that I, THOMAS X. WALSH, of the city of Chicago, Cook county, State of Illinois, have invented new and useful Improvements in Ash and Garbage Boxes, of which the following is a full description, reference being had to the accompanying drawings, in which—

Figure 1 is a side elevation, Fig. 2 a longitudinal vertical section, and Fig. 3 a horizontal section, of the outer case.

The object of this invention is to so construct a box or casing that it may be used for carriage-steps, ash-box, and ventilator; and its nature in constructing the outer case of unequal height or in the form of steps; in supporting therein boxes or trays; and in providing a ventilating-space at the bottom.

In the drawings, A represents highest section; B, its hinged cover; C, the lowest section; D, its cover; E F, boxes or trays fitting into the sections C A; G, sidewalk; H, man-hole; I, fan-wheel; J, registering-ventilator.

In manufacturing, the most convenient way to make the outer cases, which are preferably of cast-iron, is to cast the four sides of a single piece, casting each height separately, and then hinge the covers to the sections, as shown. The parts may, however, be cast as plates, and be secured together by lugs and bolts, or by bolt-rods, in the usual manner.

The case A C is left open at the bottom, and is provided near the top or at any other suitable place with ledges or projections *d*, for supporting the trays. The covers B D are hinged to the cases in any suitable manner, and are made large enough to project over sufficiently far to keep the water out. The trays E F are also made of cast-iron, and are made to fit the cases, and for ash-boxes it is desirable to make them as deep as the location will permit. They are provided with a flange, *e*, to hold them in place. By using supports like those shown at *f*, *e* and *d* may be omitted, or both may be used. The trays are also provided with handle for convenience of lifting out and inserting. The bottom of the tray F is inclined upward from the middle on two or more sides, in order to give a more efficient action to the ventilator.

For use in cities or places where the sidewalks are utilized below, the case A is placed over the man-hole H, the ordinary cover being dispensed with. The case A is provided near the bottom with a fan-wheel, which will increase the action of the ventilator. This case is provided with side openings and a register, as shown, so that in summer the ventilator may be used, and shut off in winter, or in case of storm. When made for use in places where there are no excavations beneath the sidewalks this part may be omitted, and in any event the wheel I may be omitted.

When the cover D is made to open against the case A it is necessary to lock it in place, and for this purpose a slotted bar, *a*, is pivoted to the cover, and the slot is provided with a recess, *c*, which drops over the pin *b* and locks the cover back.

By simply lifting the bar *a* the lock is disengaged and the cover may then be returned to place.

The case may also be provided with hitching-rings *g*. This makes a complete device for carriage-steps, a safe ash-box, as nothing can be burned, and it is away from all buildings, and is an efficient protector for an open man-hole, besides improving the ventilation.

In manufacturing it will be advisable to round off the corners so as not to present sharp angles, and the boxes or cases A C may be made oval in cross-section, and these sections or cases may be made separate, and be fastened or simply placed together.

When two trays are provided, one may be used for garbage, if desired, and the case A may be used separately by placing or hinging a shelf or step at one side thereof.

The device will remain in position without any anchorage, or it may be fastened down by any means suitable to the location. A device for securing it to stone walks is shown, *i* being a hook passing partly through the walk or entirely through, if desired; *j*, a pivoted hook, which after being pressed down to position is turned by the handle or lever *k*, so as to engage the hook and lock or secure the device in place.

What I claim as new, and desire to secure by Letters Patent, is—

1. The case A in combination with the tray F and ventilator J, substantially as specified.

2. The case A, ventilator J, and fan-wheel I with the man-hole or opening H, substantially as described.

3. The cases A C, arranged at different heights, so as to form steps, substantially as set forth.

4. The hinged loop or slotted bar *a*, having the enlargement *c*, in combination with the

fixed pin *b* and hinged cover or lid D, substantially as specified.

5. The hook *i* in combination with the pivoted hook *j*, handle *k*, and case A C, substantially as described.

THOS. X. WALSH.

Witnesses:

L. L. BOND,

O. W. BOND.