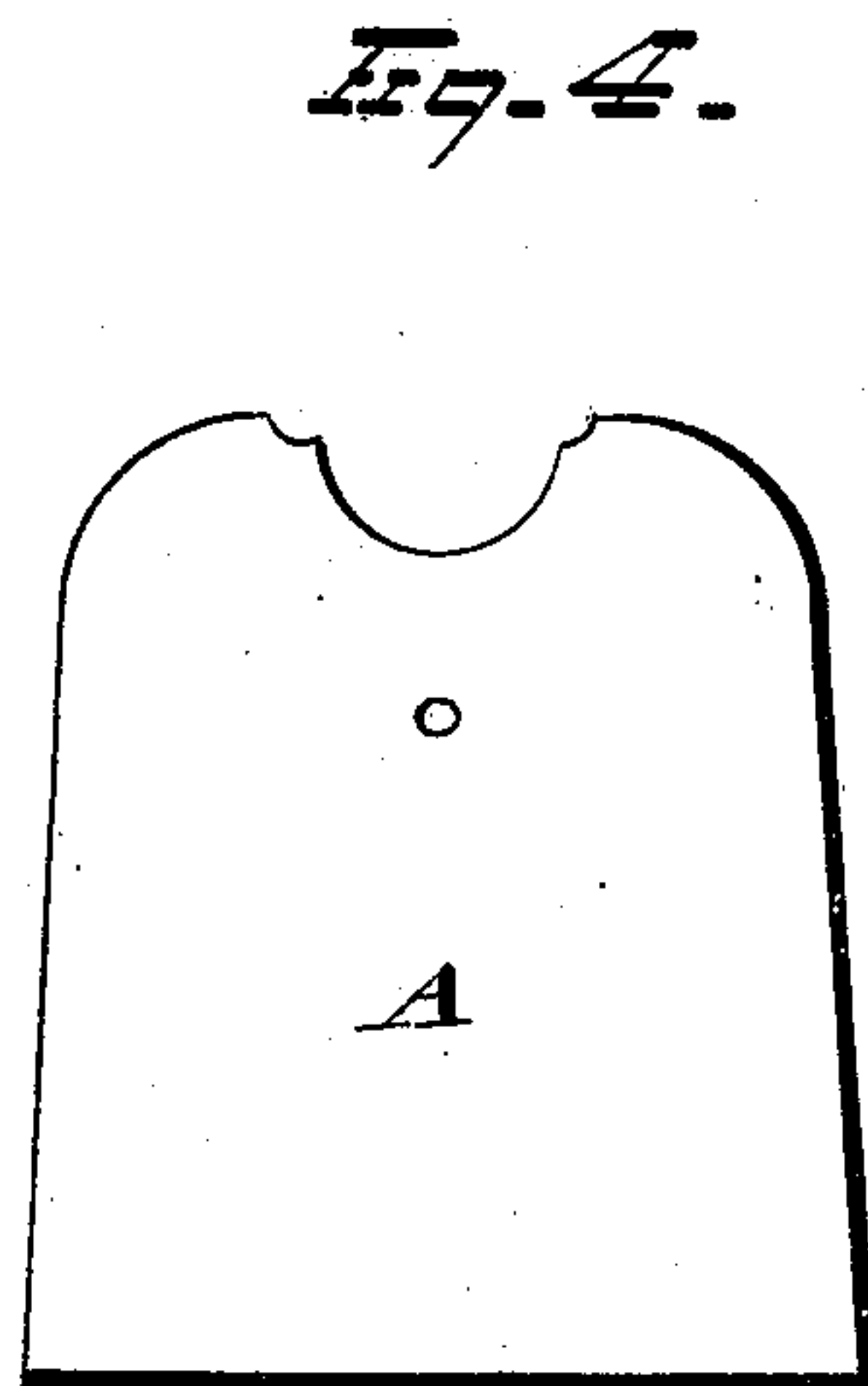
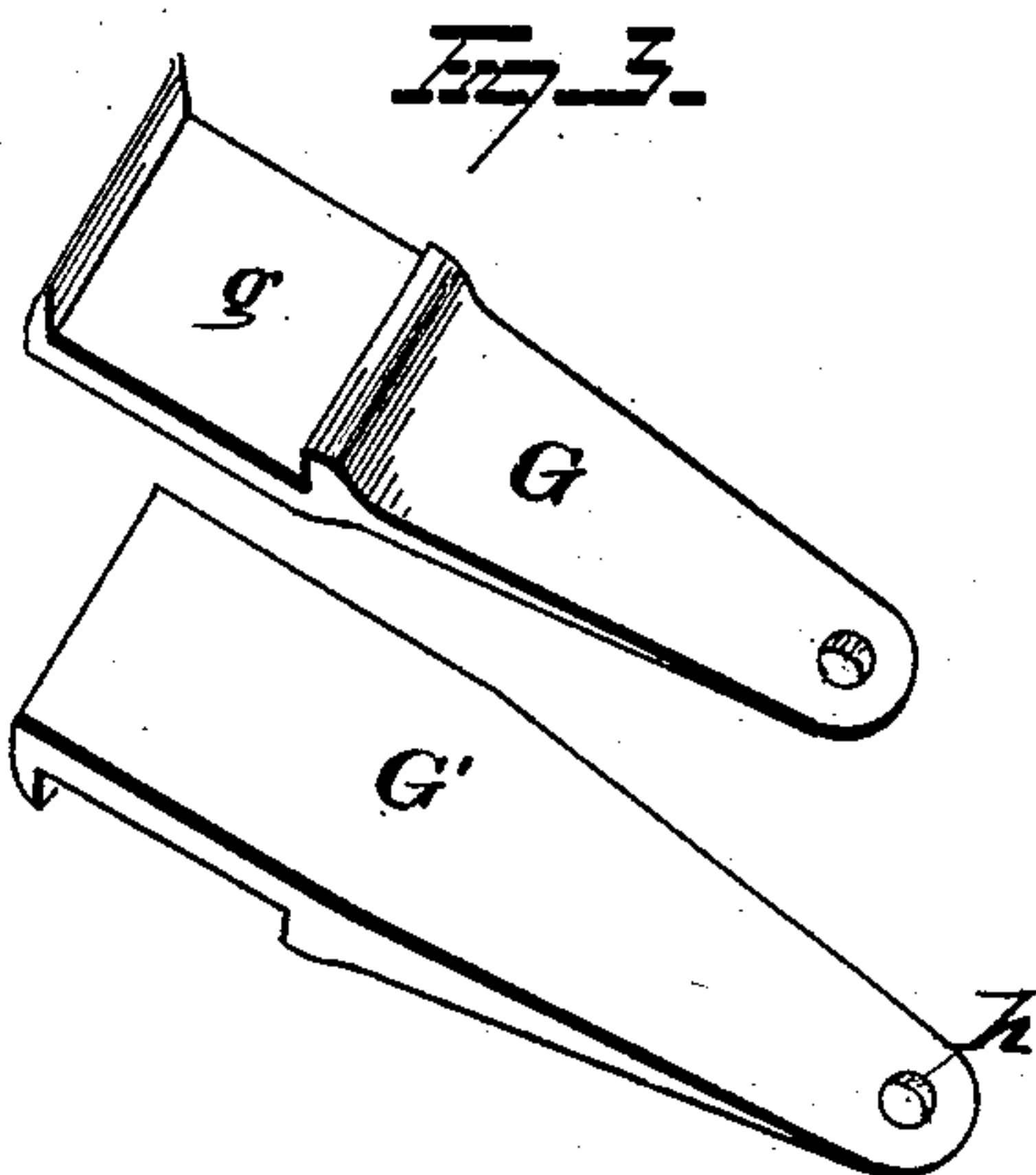
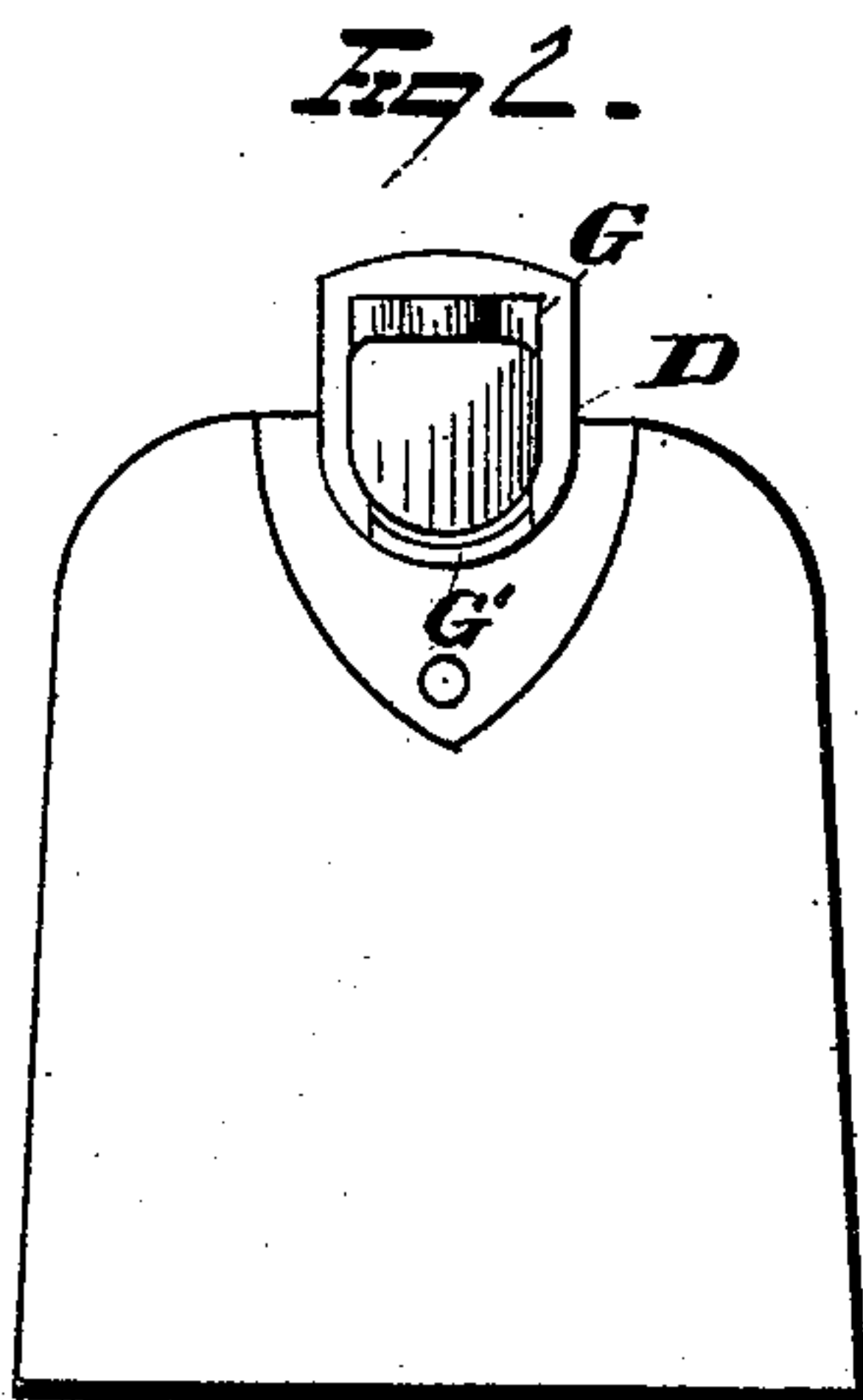
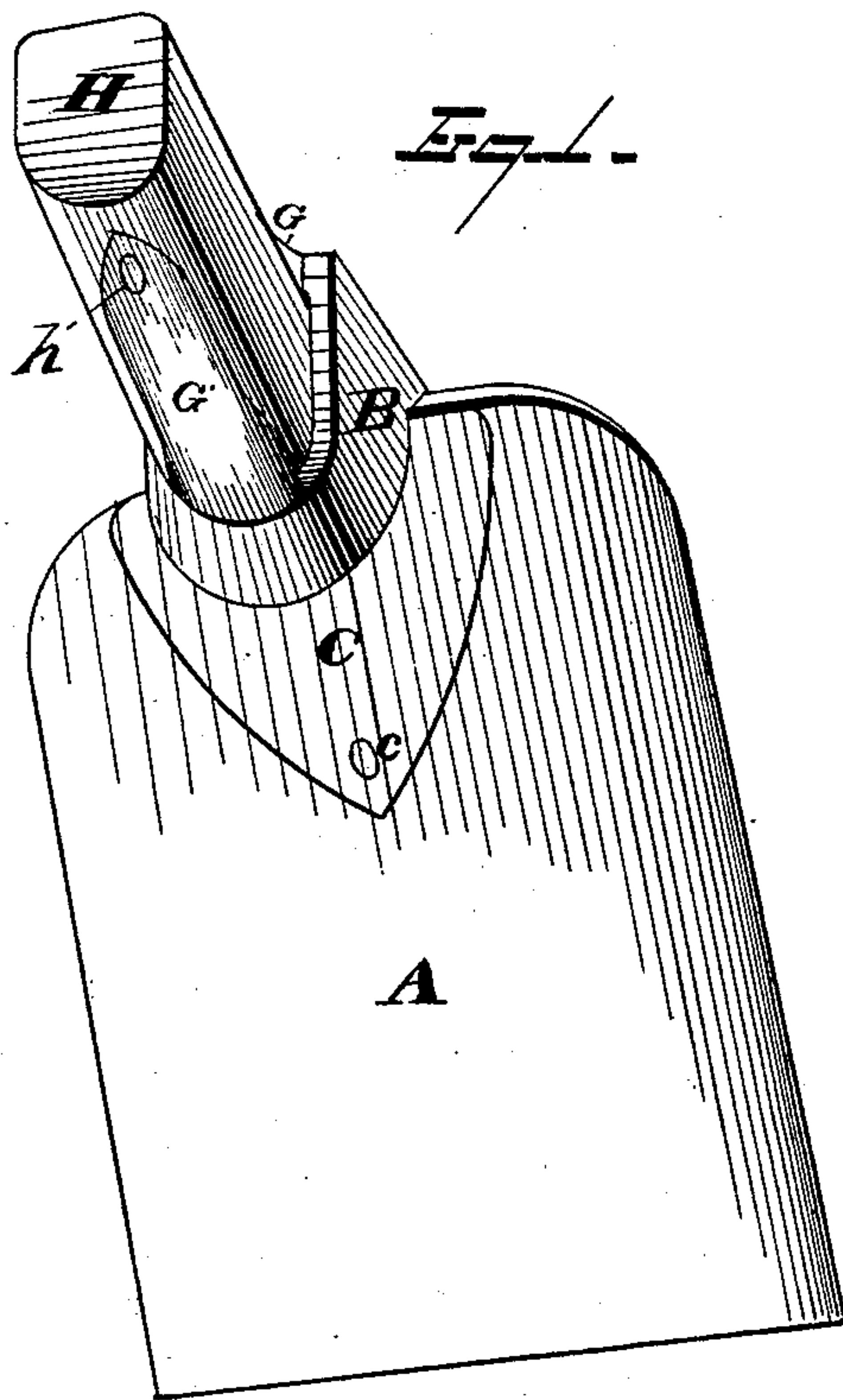


A. SCHWEHR.

HOES.

No. 190,520.

Patented May 8, 1877.



WITNESSES

Ed. J. Nottingham.  
A. M. Bright.

INVENTOR

Albert Schwehr.  
By Sieggutt and Sieggutt.  
ATTORNEYS

# UNITED STATES PATENT OFFICE.

ALBERT SCHWEHR, OF SANDUSKY, OHIO.

## IMPROVEMENT IN HOES.

Specification forming part of Letters Patent No. 190,520, dated May 8, 1877; application filed March 29, 1877.

*To all whom it may concern:*

Be it known that I, ALBERT SCHWEHR, of the city of Sandusky, in the county of Erie and State of Ohio, have invented certain new and useful Improvements in a Hoe; and do hereby declare the following to be a full, clear, and exact description of the invention, such as will enable others skilled in the art to which it pertains to make and use it, reference being had to the accompanying drawings, which form part of this specification.

My invention relates to improvements in hoes; and consists in certain details of construction, as will more fully appear from the following description and claim.

In the drawing, Figure 1 represents a perspective view of a hoe embodying my invention. Fig. 2 represents the outside face of the same. Fig. 3 shows the straps or gibs for holding the blade in position. Fig. 4 represents the blade before the eye has been welded or brazed on the same.

A represents the blade of the hoe, of any suitable material, preferably of steel. It is cut out, or shaped as shown in Fig. 4, at the upper part, where the eye is secured to the same. B is the eye, of malleable iron, or cast-steel, or any other suitable metal. Said eye is provided with the lip or flange C, which latter carries the rivet *c*. The rivet passes through an aperture in the blade, and holds the eye to the blade while they are welded or brazed together. The lip or flange of the eye is perfectly welded to the blade, and will endure all possible strain. The shape of the eye is, preferably, made as shown in the drawing. To prevent the turning of the handle the same is made square on top, and to secure

a greater extent of welding space it is rounded on the under side. On each side of the eye extend projections or teats D, which are lapped down to cover the opening on each side in the blade. They assist in holding the eye to the blade. G and G' are gibs or straps, which pass through the eye, and are secured to the handle. They have formed in them the grooves *g*, in which the upper or lower side of the eye rests, the edges of the same abutting against the sides of the grooves.

When the two gibs have been placed in position in the eye, (their relative position to each other is illustrated in Fig. 3,) the handle H is introduced, and tightly fitted between the same. The gibs are secured to the handle then by means of rivets, which pass through the openings at *h*.

If desired, more rivets may be employed than shown; but I prefer to use but one rivet, passing the same entirely through the handle. Thus, the handle is secured to the hoe in such a manner that it is almost impossible for the same to become loose, or to fall off.

What I claim as my invention, and desire to secure by Letters Patent, is—

A hoe having a malleable-iron or cast-steel eye, provided with a flange, C, and projections D, the flanges and projections welded to the blade, substantially as described.

In testimony whereof I have signed my name to this specification in the presence of two subscribing witnesses.

ALBERT SCHWEHR.

Witnesses:

JABEZ G. BIGELOW,  
H. E. MONTGOMERY.