

A. A. PHILLIPS.
HAME FASTENER.

No. 190,513.

Patented May 8, 1877.

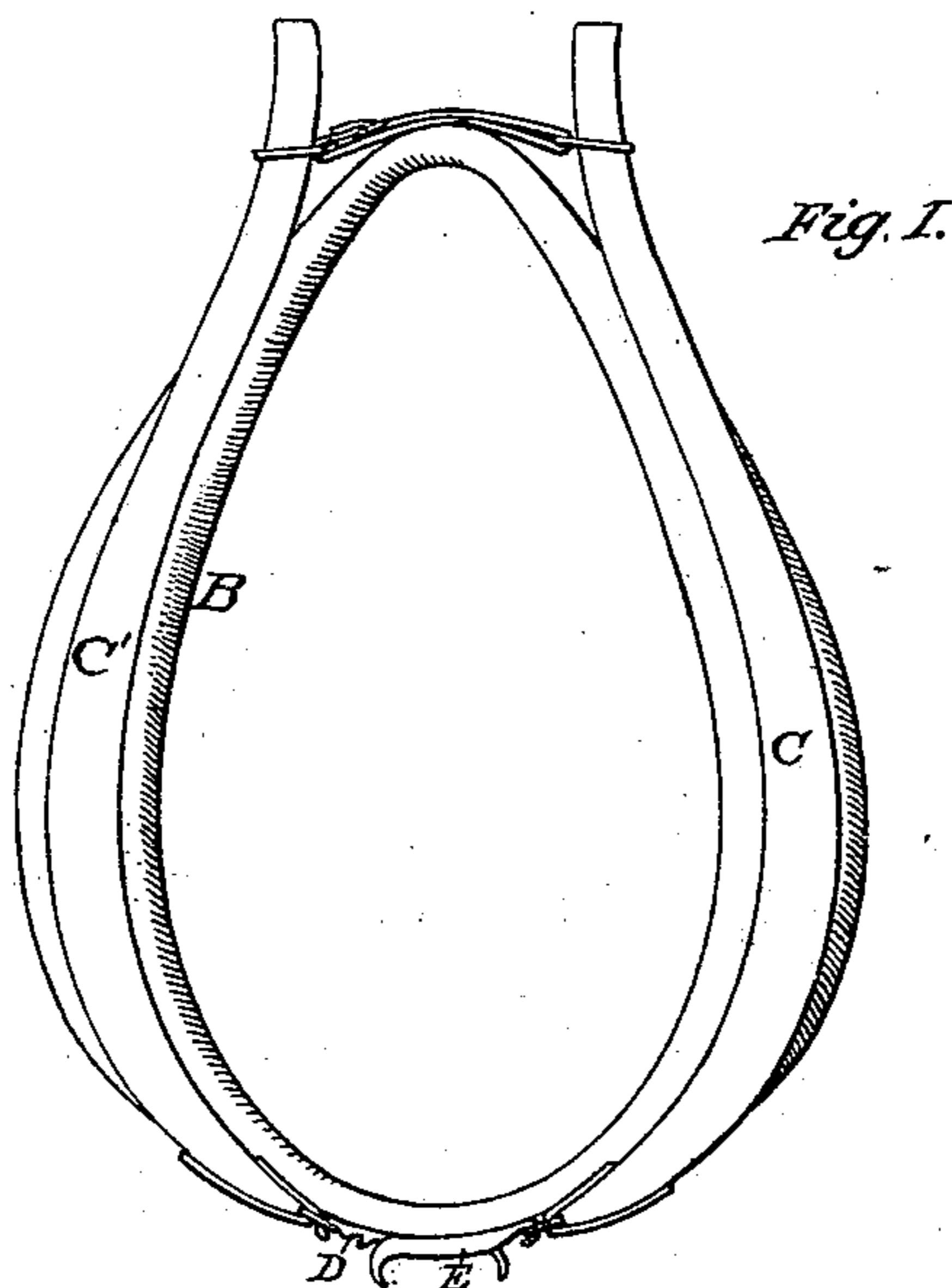


Fig. 1.




Fig. 2.




Fig. 3.

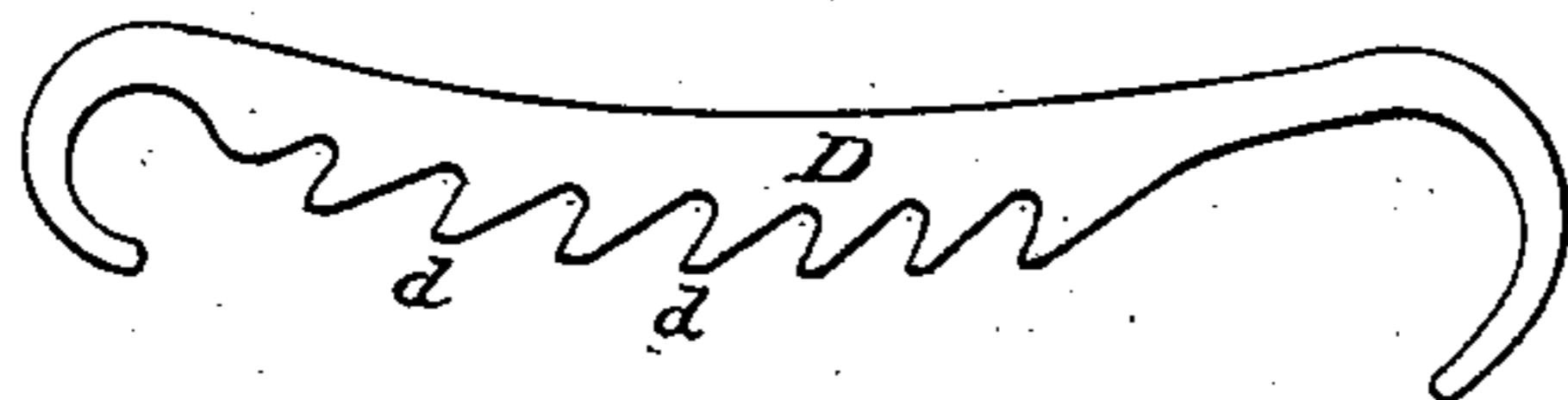


Fig. 4.

Witnesses.

Clarence Poole
Rich^d H. Evans.

Inventor:

Ambrose A. Phillips
by A. H. Evans & Co
Attys

UNITED STATES PATENT OFFICE.

AMBROSE A. PHILLIPS, OF PHILADELPHIA, PENNSYLVANIA, ASSIGNOR TO
HIMSELF AND WILLIAM N. MARTIN, OF SAME PLACE.

IMPROVEMENT IN HAME-FASTENERS.

Specification forming part of Letters Patent No. 190,513, dated May 8, 1877; application filed
February 12, 1877.

To all whom it may concern :

Be it known that I, AMBROSE A. PHILLIPS, of Philadelphia, in the State of Pennsylvania, have invented a new and Improved Hames-Fastening; and I do hereby declare the following to be a full, clear, and exact description thereof, reference being had to the accompanying drawings, in which—

Figure 1 is an elevation, showing the fastening in connection with the hames and collar. Fig. 2 is a plan showing the fastening only. Figs. 3 and 4 are details.

The object of my invention is to provide a strong and economical fastening; and it consists of a slotted loop of metal, in combination with an interlocking ratchet-arm, as hereinafter more specifically described and claimed.

In order that those skilled in the art may make and use my invention, I will proceed to describe the manner in which I have carried it out.

In the said drawings, B is a horse-collar, and C C' the hames. Linked to the side C is a slotted plate or loop, E, having the elongated opening *e*. To the side C' is linked a ratchet-arm, D, provided with teeth *d d*, and of such a size as to easily pass through the opening *e*. The general outline of the arm or bar E is curvilinear, and toward the end it is beveled, so as to avoid any abrupt projections when the hames are fastened, and coincide as near as practicable with the contour of the collar.

When the hames are to be fastened the arm E is passed through the slot downwardly until any one of the teeth *d d* catches over the outer edge of the slot *e* at *i*, where the link is slightly bent, in order to prevent its extreme end *o* from interfering to prevent the interlocking of the tooth and edge of the slot, and the tension on the hames keeps the hook over the edge of the slot, the extreme point of the bar resting against the link on its under side, and securely fastening the sides C C'.

If the ends of bars C C' are forced together by any accident, gravity retains the hook *d* in its proper place until the strain is again brought on the bars. The bearing on the plate at the point of the hook is on one side, and the bearing at the opposite end or extreme point is on the opposite side, of the plate. This braces the fastening, and makes it quite secure.

Having thus described my invention, what I claim as new, and desire to secure by Letters Patent, is—

The improved hame-fastener composed of the slotted link E, provided with the sharpened catch *i* within or at the end of the slot, and the ratchet-arm D, all arranged and operating substantially as and for the purpose set forth.

AMBROSE A. PHILLIPS.

Witnesses :

DAVID TINE,
W. K. SHRYOCK.