


P. A. KELLY.  
GALLEY SUPPORTS.

No. 190,497.

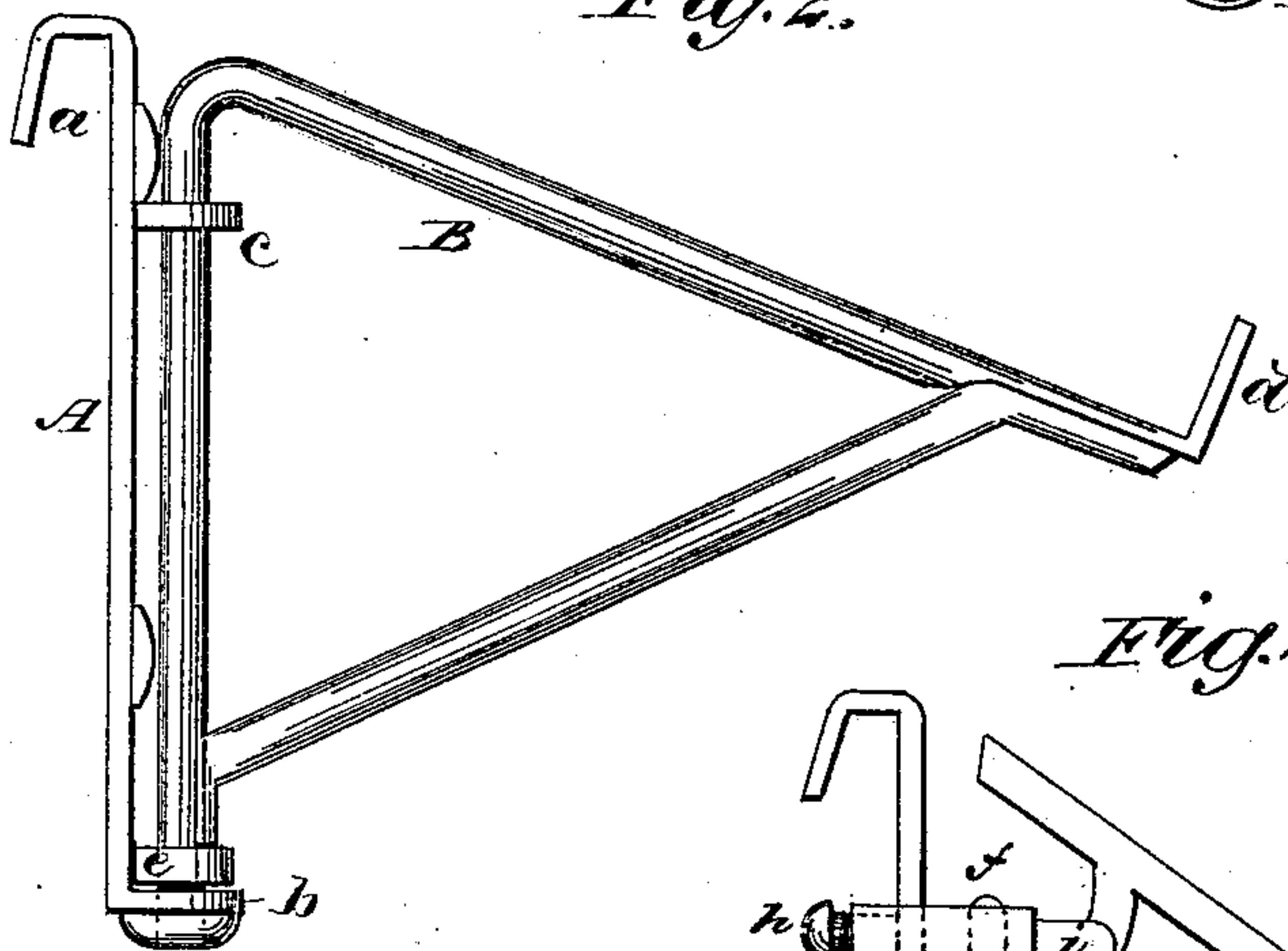
Patented May 8, 1877.



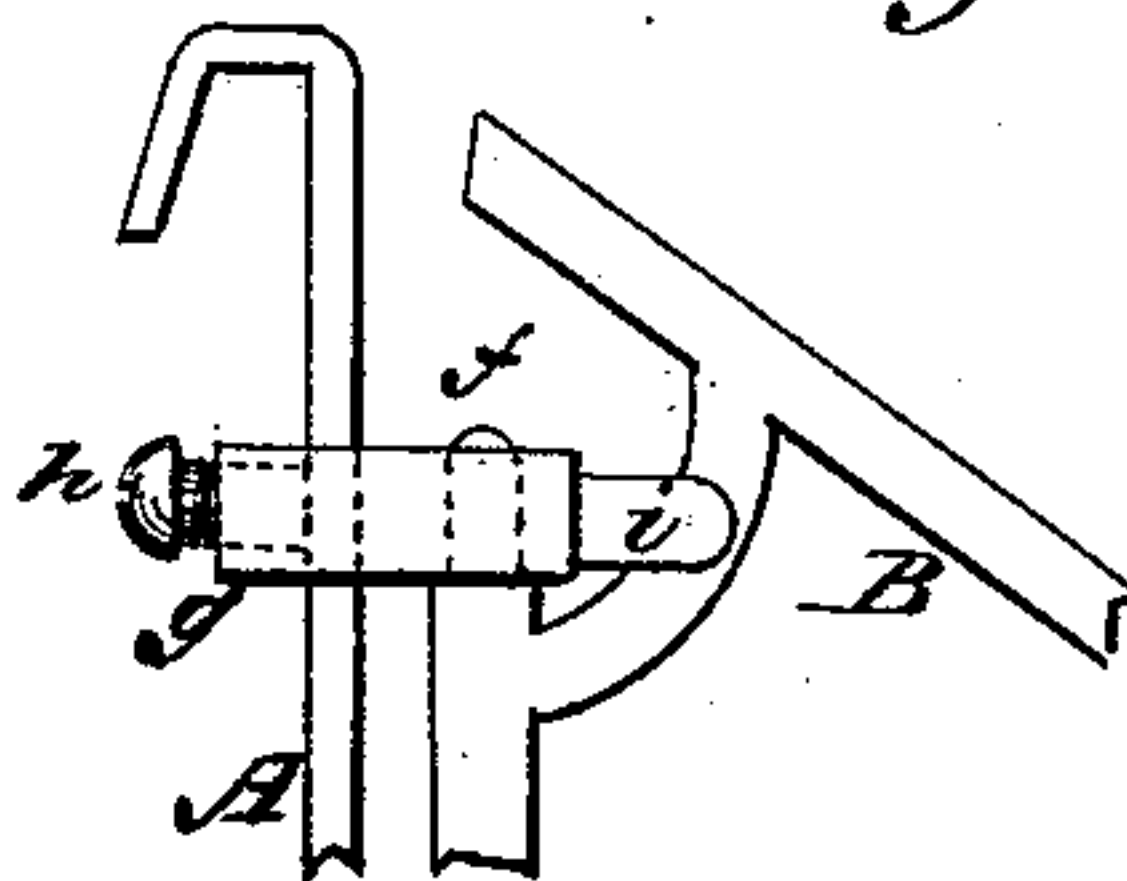
*Fig. 3.*



*Fig. 2.*



*Fig. 4.*



WITNESSES:

Francis McArdle,  
Alex F. Roberts

INVENTOR:

Peter A. Kelly  
BY *[Signature]*  
ATTORNEYS.

# UNITED STATES PATENT OFFICE

PETER A. KELLY, OF BALTIMORE, MARYLAND.

## IMPROVEMENT IN GALLEY-SUPPORTS.

Specification forming part of Letters Patent No. **190,497**, dated May 8, 1877; application filed April 23, 1877.

*To all whom it may concern:*

Be it known that I, PETER A. KELLY, of Baltimore, in the county of Baltimore and State of Maryland, have invented a new and Improved Support for Printers' Galleys, of which the following is a specification:

Figure 1 is a front elevation. Fig. 2 is a side elevation. Fig. 3 is a transverse section on line *xx* in Fig. 1. Fig. 4 is a detail view of a modified form of a part of the support.

Similar letters of reference indicate corresponding parts.

The object of my invention is to provide a support for printer's galleys, which may be readily attached to the case, and which may be folded out of the way when not in use.

In the drawing, A is a rectangular frame, the end pieces of which project beyond the sides of the frame, and upon the upper side of the frame are formed into hooks *a*. At the lower side of the frame the end pieces are bent outward at right angles, forming ears *b*. Ears *c* project from the end pieces near the upper side of the frame, and in the ears *b c* the brackets B are journaled. These brackets are triangular in form, and their upper edges are inclined at the same angle as the printer's case to which it is attached. A lip, *d*, is formed on the outer end of the brackets for retaining the galley, and a stop-piece, *e*, is secured to the journal of each bracket to limit its motion.

A modification of the device is shown in

Fig. 4. In this case the upper surface of the bracket extends over its upper journal *f*, which is received by an adjustable piece, *g*, that is placed on the end piece of the frame A, and is clamped by a screw, *h*. A finger, *i*, projects from the piece *g*, and acts as a stop in preventing the brackets from moving too far.

The device is put into position for use by placing the hooks *a* on the edge of the case, and unfolding the brackets B so that they are at right angles to the frame A. When not in use, the brackets may be folded against the back, or the device may be removed from the case.

The ordinary way of supporting the galley is to place it on the case, and as it covers several of the compartments of the case it must be frequently moved, thereby endangering the matter contained by the galley, and causing extra labor. By my improvement these difficulties are obviated.

Having thus described my invention, I claim as new and desire to secure by Letters Patent—

The bracket B, having the lip *d* and stop *e*, and the frame A, having hooks *a* and ears *b c*, in combination, substantially as shown and described.

PETER A. KELLY.

Witnesses:

SAML. C. MORRIS,

FIELDING H. LUCAS.