

C. H. LAMBKIN.

LOCK-CASES.

No. 190,341.

Patented May 1, 1877.

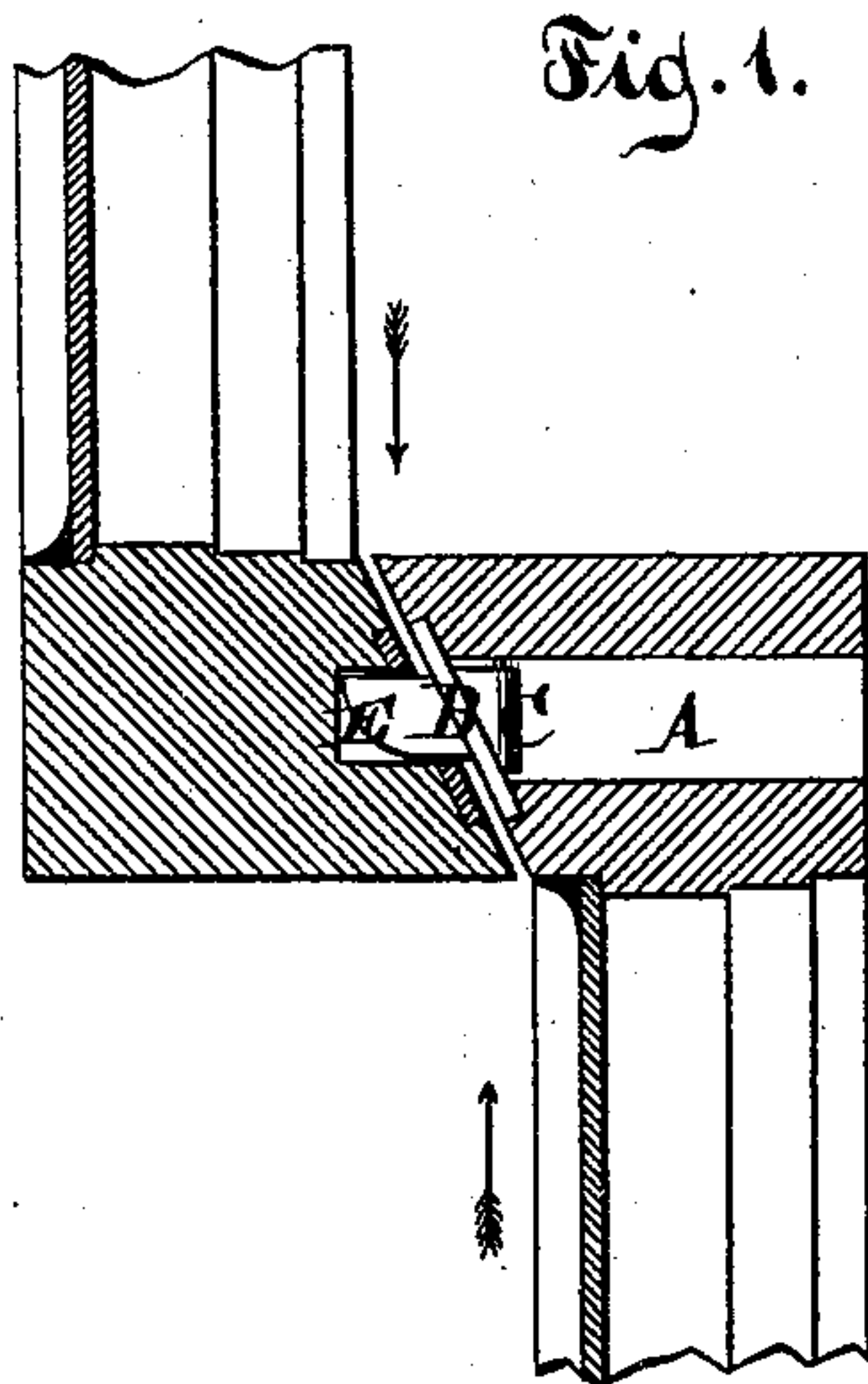


Fig. 2.

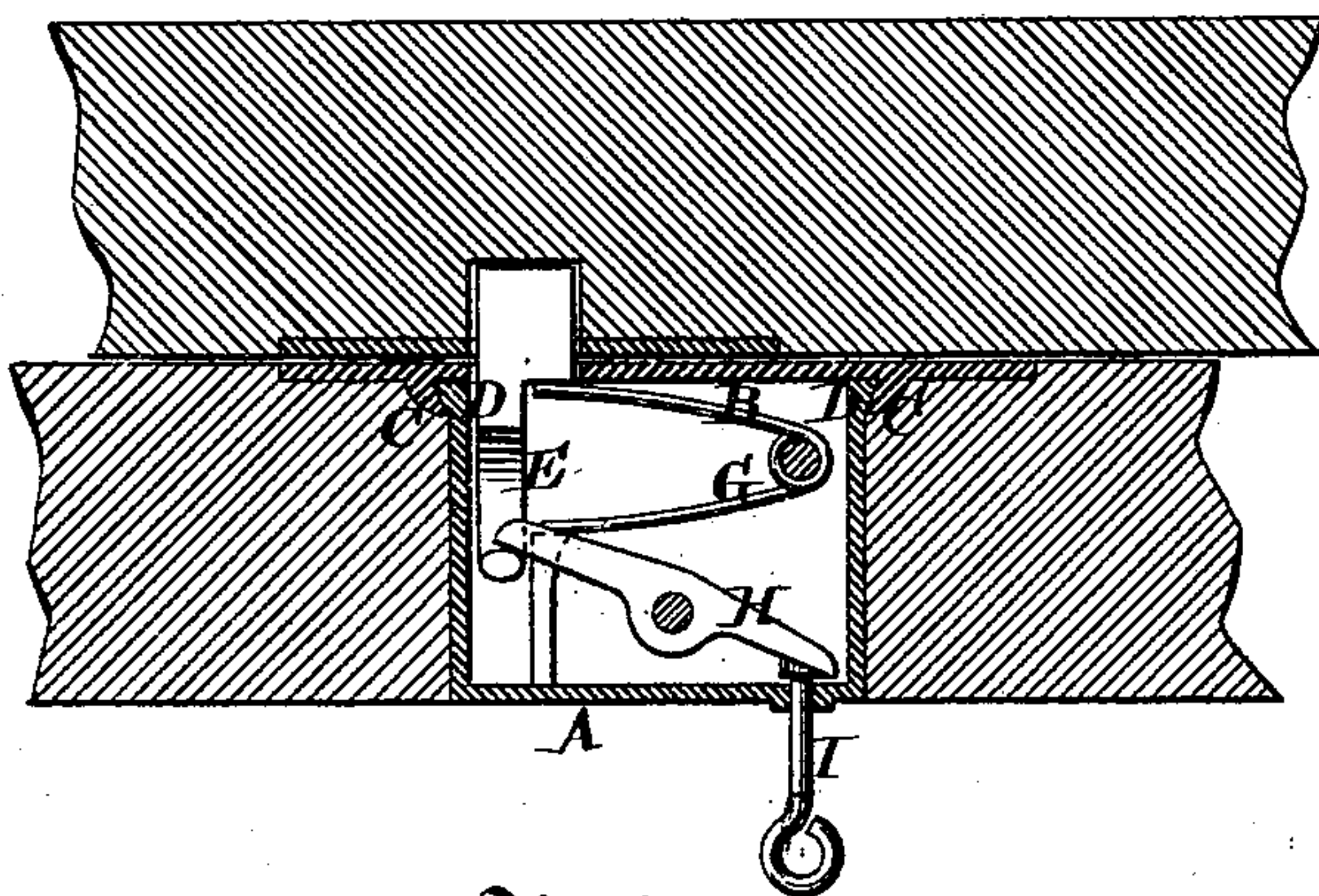
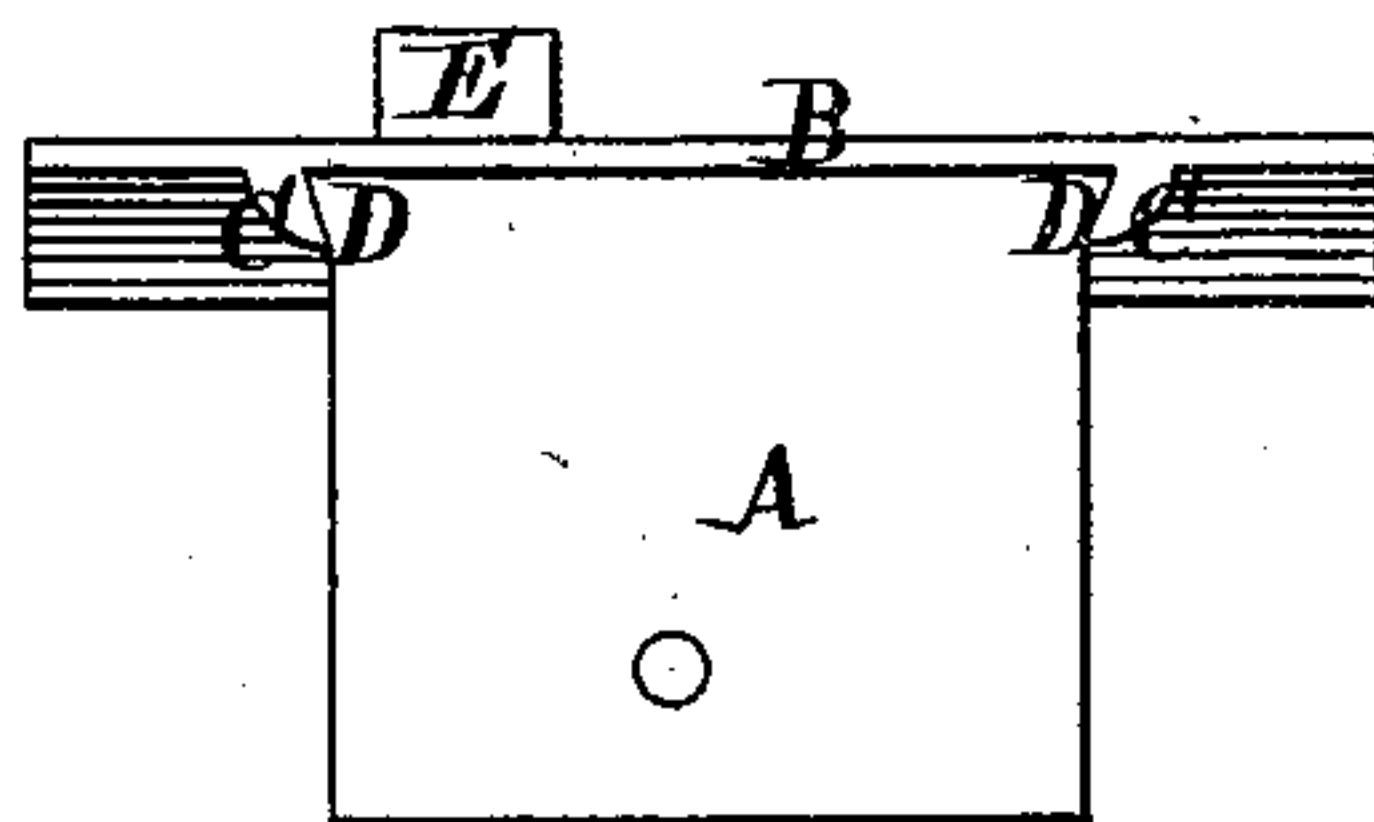


Fig. 3.



Witnesses.  
Otto Hufeland  
Char. Wahlenz.

Inventor.  
Charles H. Lambkin  
by  
Van Santvoord & Hauff  
his attorneys

# UNITED STATES PATENT OFFICE.

CHARLES H. LAMBKIN, OF MOUNT VERNON, NEW YORK.

## IMPROVEMENT IN LOCK-CASES.

Specification forming part of Letters Patent No. **190,341**, dated May 1, 1877; application filed April 12, 1877.

*To all whom it may concern:*

Be it known that I, CHARLES H. LAMBKIN, of Mount Vernon, county of Westchester, and State of New York, have invented a new and useful Improvement in Lock-Cases, which improvement is fully set forth in the following specification, reference being had to the accompanying drawing, in which—

Figure 1 represents portions of two window-sashes in vertical section containing my improvement. Fig. 2 is a horizontal section thereof. Fig. 3 is a side view of the case detached.

Similar letters indicate corresponding parts.

My improvement has reference to the construction of lock-cases, and is especially adapted to the cases of that class of locks which are used for fastening window-sashes.

The invention consists in a lock-case constructed at its front edge with external tapering projections, in combination with the face-plate having the claws adapted to slide over the projections on the lock-case, said face-plate being rigidly fixed in an oblique plane to the body of the lock-case, as will more fully hereinafter appear.

In the drawing, the letter A designates the body of my lock-case, and B is the face-plate thereof, having the usual opening for the passage of the bolt of the lock. One end of the body A is inclined, and the face-plate B is placed against such inclined end, so that the face-plate is brought in an oblique position relatively to the plane of the body A. Thus, when the lock-case is mortised in the meeting-rail of a window-sash, and arranged in a horizontal plane, the face-plate B is brought flush with the inner side of said rail, which, as is well known, is usually inclined or made tapering at that point, as shown in Fig. 1; and it is obvious that by being enabled to mortise the lock-case in the meeting-rail of a window-sash, the case is hidden from view, and hence it can be finished very cheaply, both as to quality and cost.

On one of the surfaces of the face-plate B are cast or otherwise formed two claws, C C, and on two opposite edges of the body A of the lock-case are cast or otherwise formed tapering projections D D. (Best seen in Fig. 3.) Now the claws C C are placed at such a distance apart that they can be slid under the tapering projections D D, and by this means the face-plate B is firmly attached to the body A, while, if desired, said face-plate can be detached. The bolt of the lock, which is placed in the case A, also assists in holding the face-plate B in position when such bolt is passed through the opening made in the face-plate for this purpose.

It is obvious that the claws C C and tapering projections D D are applicable to a lock-case other than to one having an oblique face-plate.

In the example shown I have made use of a lock in connection with my case, composed of a bolt, E, which is subjected to the action of a spring, G, and which is actuated by a lever, H, so arranged that it can be oscillated by a push-pin or key, I, inserted in a hole in the case, the bolt E being made to catch in a mortise formed in the meeting-rail opposite to the one containing the lock, when my invention is applied to window-sashes.

What I claim as new, and desire to secure by Letters Patent, is—

The body A of a lock-case, constructed with externally-tapering projections D D, in combination with the face-plate B, having the claws C C, adapted to slide over the said projections, said face-plate being rigidly fixed in an oblique plane to the body of the lock-case, as and for the purpose described.

In testimony that I claim the foregoing I have hereunto set my hand and seal this 5th day of April, 1877.

CHARLES H. LAMBKIN. [L. S.]

Witnesses:

E. F. KASTENHUBER,  
CHAS. WAHLERS.