

A. E. COHN.
UMBRELLAS.

No. 190,006.

Patented April 24, 1877.

Fig. 1.

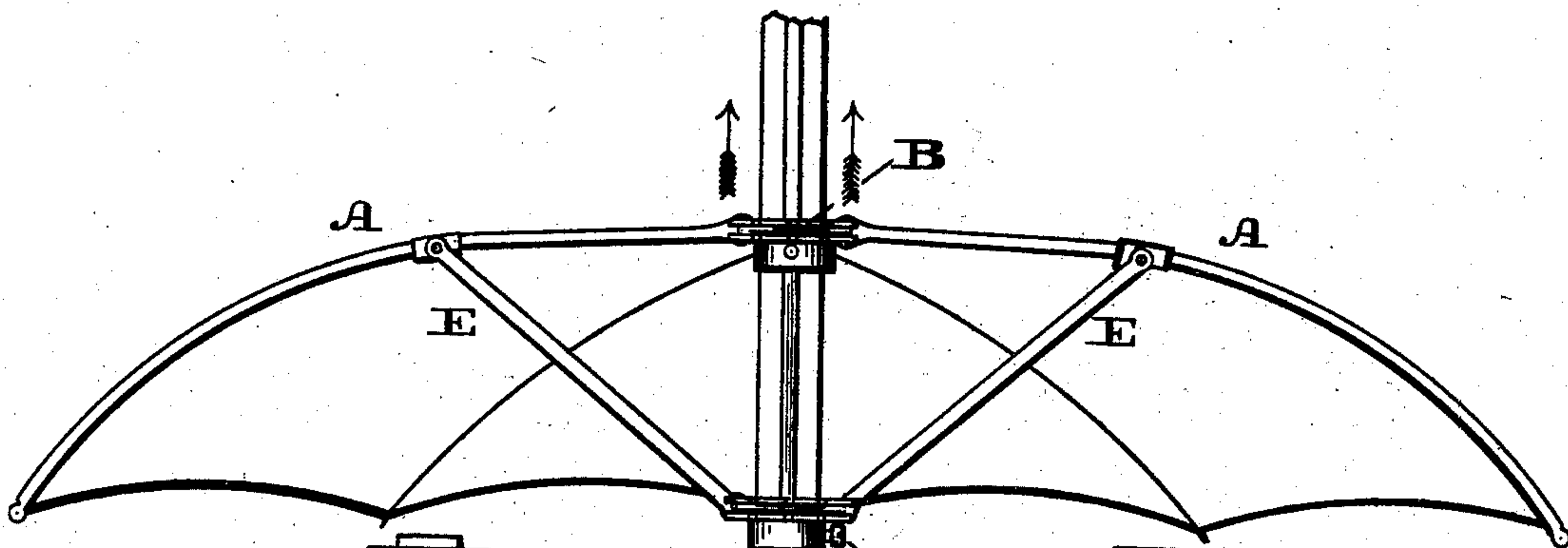


Fig. 2.

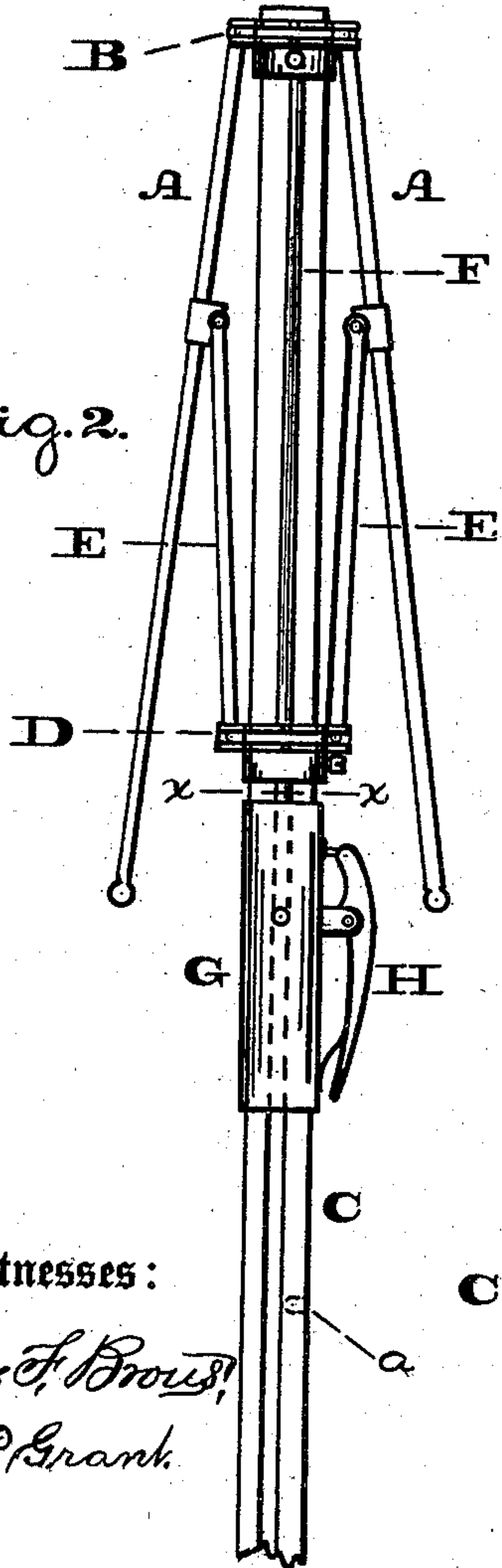


Fig. 3.

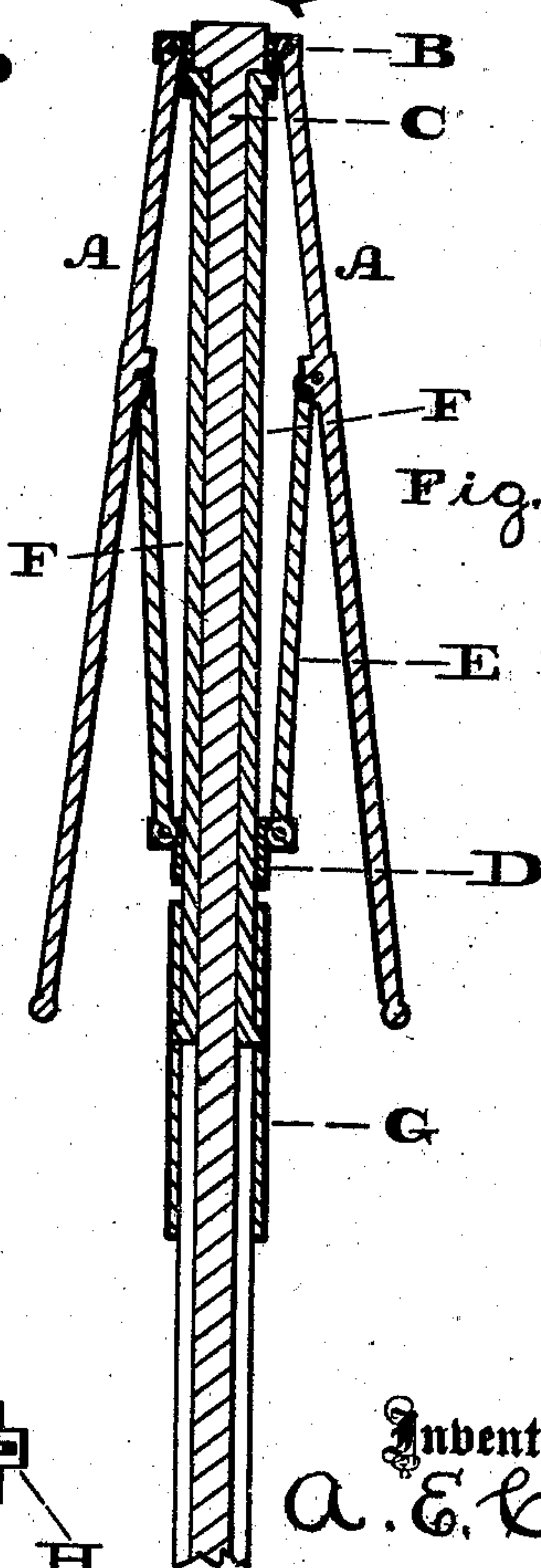
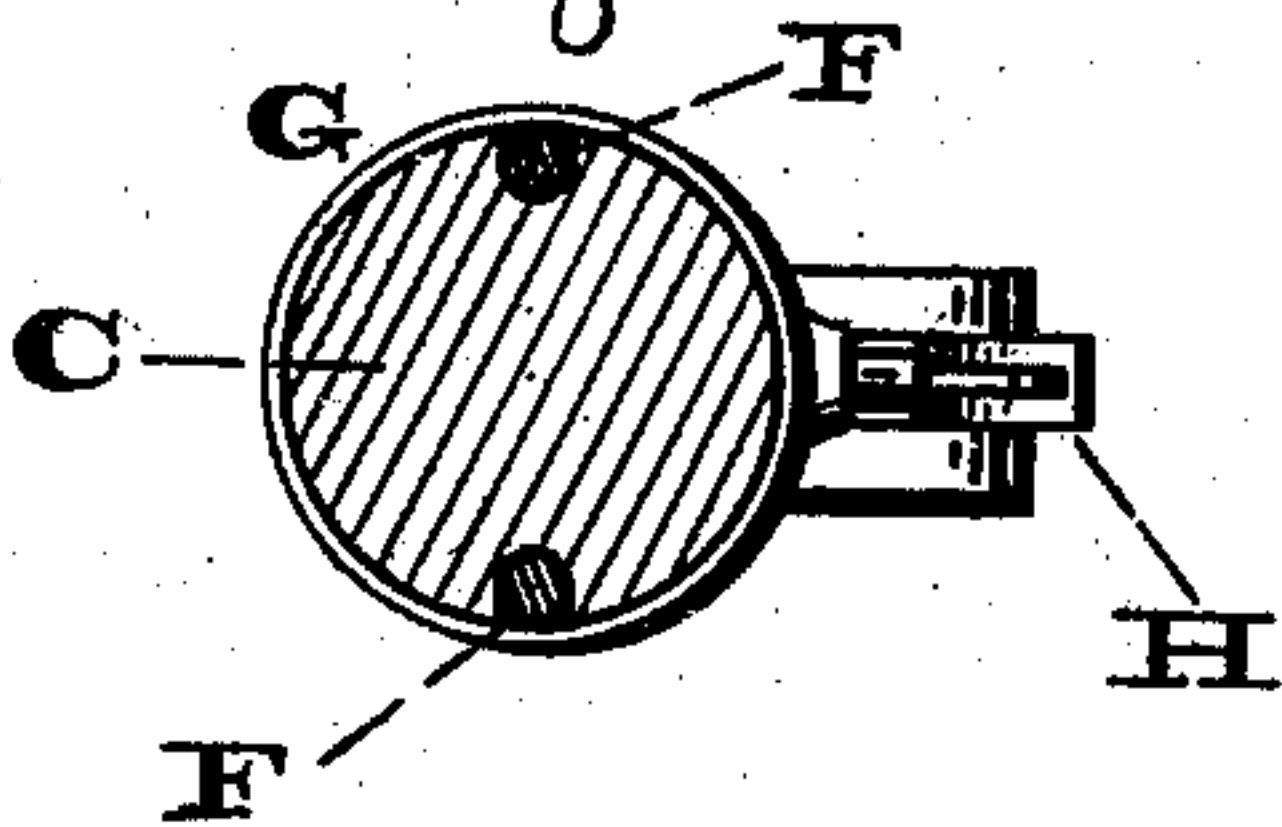


Fig. 4.



Witnesses:

Louis F. Brown,
R. P. Grant.

Inventor:

A. E. Cohn,
John A. Fiedersheim,
Attorney.

UNITED STATES PATENT OFFICE.

ABRAHAM E. COHN, OF PHILADELPHIA, PENNSYLVANIA, ASSIGNOR OF
ONE-HALF HIS RIGHT TO EDWIN S. SIMON, OF SAME PLACE.

IMPROVEMENT IN UMBRELLAS.

Specification forming part of Letters Patent No. **190,006**, dated April 24, 1877; application filed
February 9, 1877.

To all whom it may concern:

Be it known that I, ABRAHAM E. COHN, of the city and county of Philadelphia, and State of Pennsylvania, have invented a new and useful Improvement in Umbrellas and Parasols, which improvement is fully set forth in the following specification and accompanying drawings, in which—

Figures 1 and 2 are side elevations of an umbrella or parasol, respectively opened and closed, and embodying my invention. Fig. 3 is a central longitudinal section thereof. Fig. 4 is a horizontal section on line *xx*, Fig. 2.

Similar letters of reference indicate corresponding parts in the several figures.

My invention relates to an umbrella or parasol which is adapted to be opened and closed by sliding motion imparted to the handle, or a sleeve fitted thereon, without the usual runner.

The invention consists of ribs pivoted to a collar, which slides on the stick, and stretchers pivoted to a collar, which is fixed to the stick, in combination with a sliding sleeve, which is connected by rods to the sliding collar, whereby motion may be imparted to the sliding collar for opening and closing the umbrella or parasol.

Referring to the drawings, A represents the ribs, whose upper ends are jointed to a collar, B, which has a sliding motion on the stick C. D represents a collar which is fixed to the stick C, and to it are pivoted the stretchers E of the umbrella or parasol, the description hereafter being limited to umbrellas. To the sliding collar B there are connected rods F, which extend downwardly along the stick, preferably in grooves therein, and within the fixed collar D to a sleeve, G, encircling and sliding on the stick below said fixed collar, said sleeve having a spring-catch or other

fastening, H, for engagement with the stick at different points relative to the open and closed condition of the umbrella.

In order to open the umbrella, grasp the stick with one hand and the sleeve G with the other, the fastening H being released from the upper notch *a* on the stick. Now force the sleeve from the fixed collar D, or the stick in the opposite direction, and in this movement the sliding collar B will be carried toward the fixed collar D, thus unfolding the ribs and opening the umbrella. The fastening H now engages with the lower notch *a'* of the stick, and the umbrella will be held open.

In order to close the umbrella, release the fastening from the stick, slide the sleeve toward the fixed collar, or the stick in the opposite direction, the sliding collar thus being carried from the fixed collar, whereby the ribs will be folded and the umbrella closed. The fastening H again engages with the stick and prevents opening of the umbrella.

It will be seen that the usual runner is dispensed with, the umbrella may be most conveniently opened and closed, and without introducing the hand under the covering of the umbrella, and, excepting the grooves for the rods F, an ordinary stick may be employed.

Having thus described my invention, what I claim as new, and desire to secure by Letters Patent, is—

An umbrella having the ribs and stretchers, the fixed collar, sliding collar and stick, and a sliding sleeve, with attached rods connected to the sliding collar, all combined and arranged to operate substantially as and for the purpose set forth.

A. E. COHN.

Witnesses:

JOHN A. WIEDERSHELM,
H. E. HINDMARSH.