

J. C. BRIGHTMAN.

HORSESHOE.

No. 189,692.

Patented April 17, 1877.

Fig. 1.

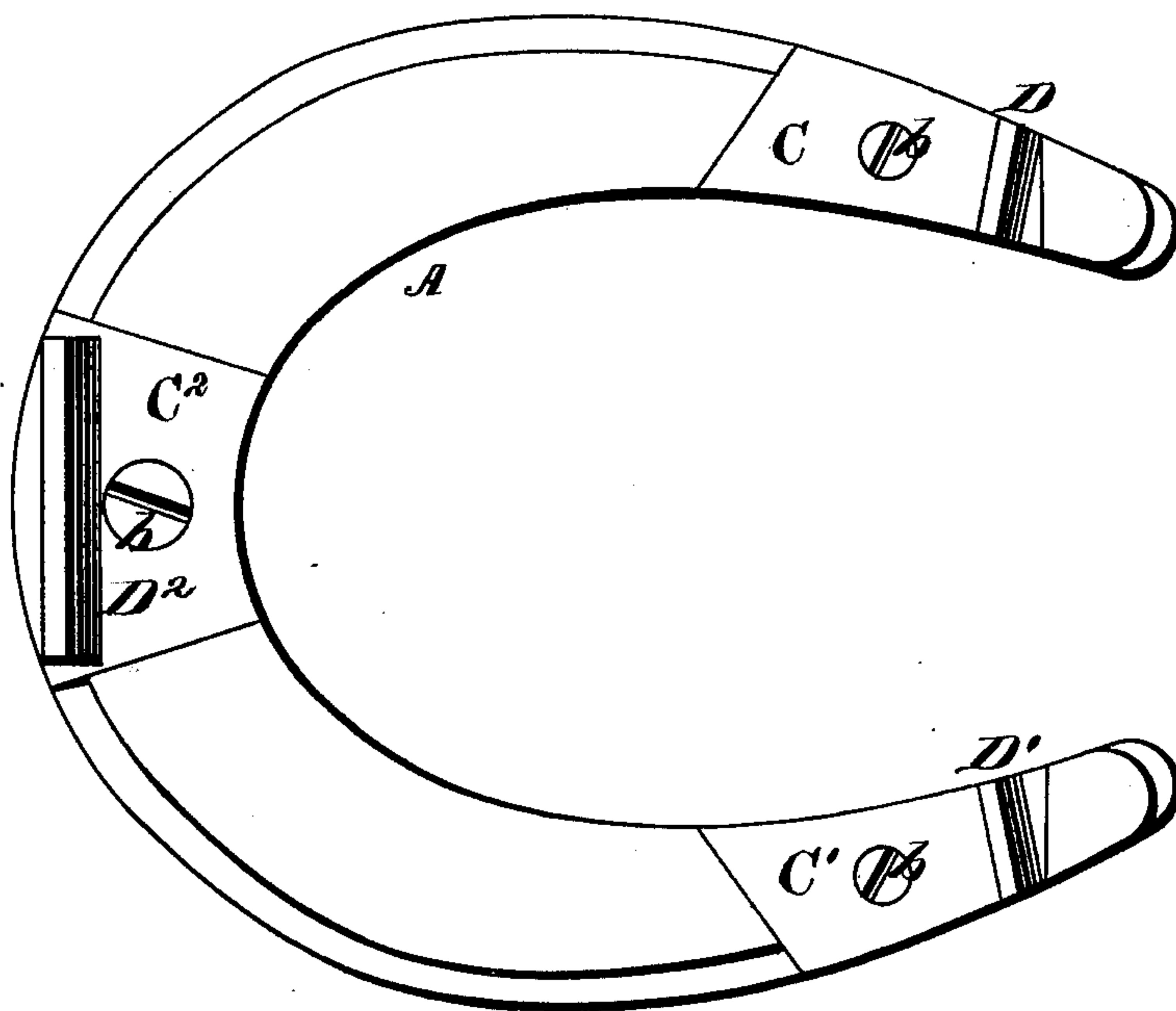


Fig. 2.

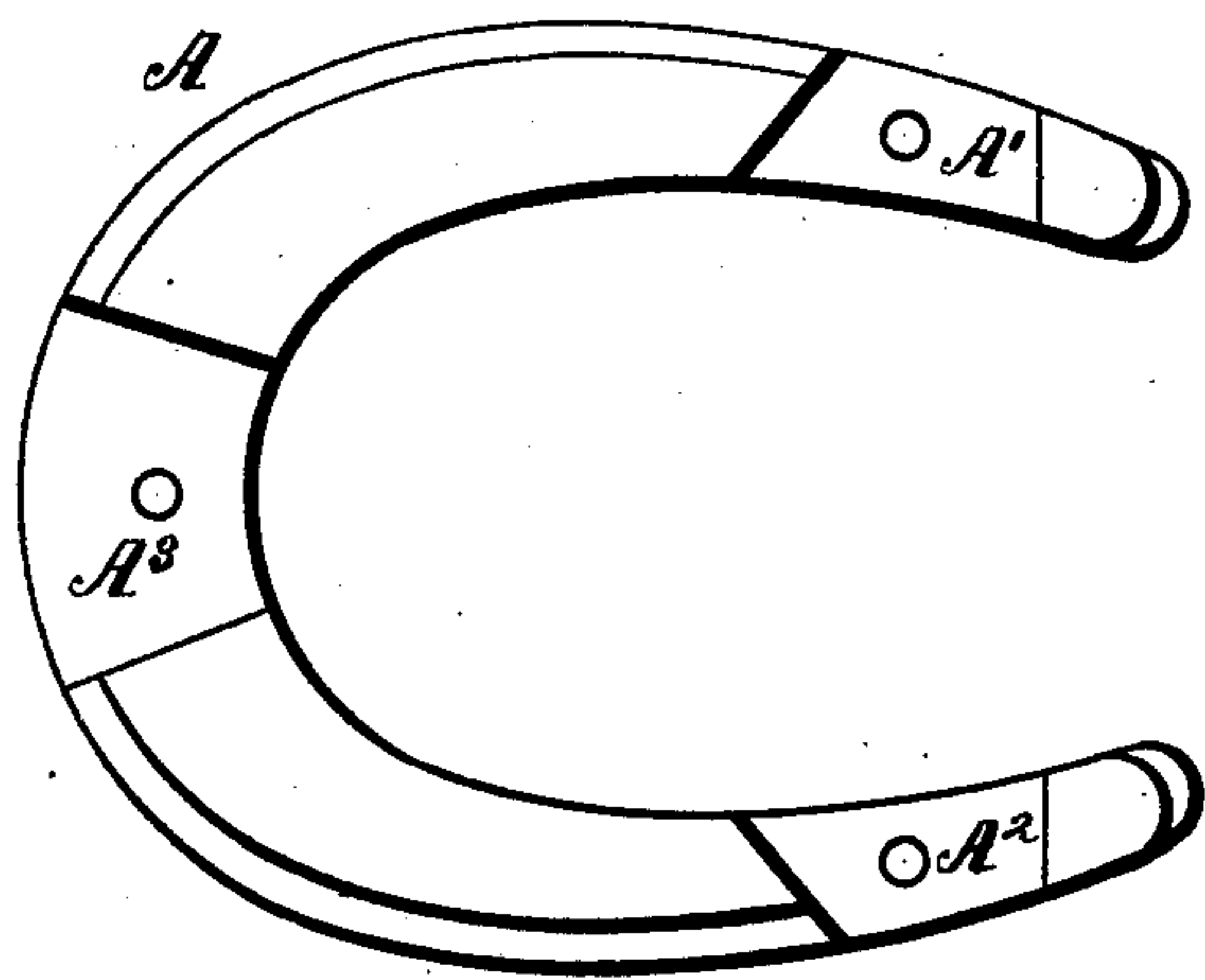


Fig. 3.




Fig. 4.

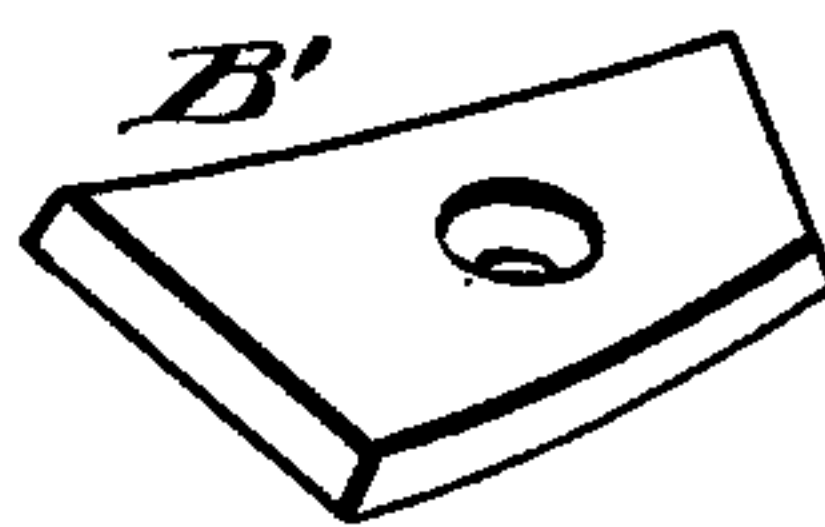
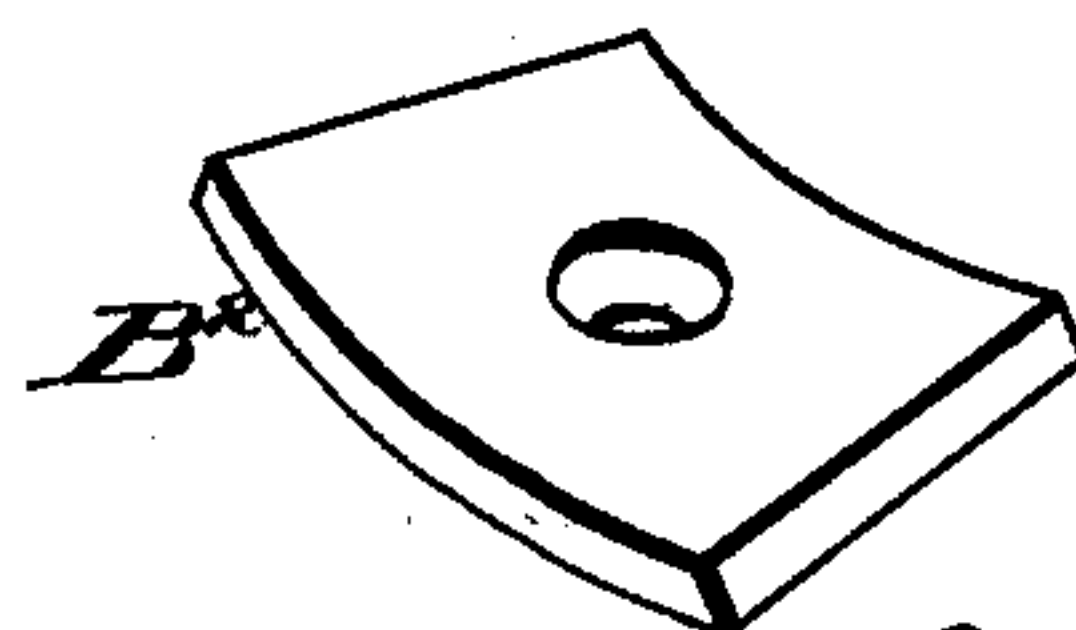


Fig. 5.



WITNESSES

Robert G. Smith
George C. Chapman

INVENTOR.

John C. Brightman
Gilmore, Smith & Co.

ATTORNEYS.

UNITED STATES PATENT OFFICE

JOHN C. BRIGHTMAN, OF FALL RIVER, MASSACHUSETTS.

IMPROVEMENT IN HORSESHOES.

Specification forming part of Letters Patent No. **189,692**, dated April 17, 1877; application filed January 27, 1877.

To all whom it may concern:

Be it known that I, JOHN CORY BRIGHTMAN, of Fall River, in the county of Bristol and State of Massachusetts, have invented a new and valuable Improvement in Horseshoes; and I do hereby declare that the following is a full, clear, and exact description of the construction and operation of the same, reference being had to the annexed drawings, making a part of this specification, and to the letters and figures of reference marked thereon.

Figures 1 and 2 of the drawings are representations of bottom views of my horseshoe-calk; and Figs. 3, 4, and 5 are perspective views of details thereof.

The object of this invention is to provide a horseshoe that can be readily adapted to use at all seasons of the year. I accomplish this object by making the calks detachable and constructing the shoe so that plain plates can be substituted therefor, as hereinafter set forth.

In the accompanying drawings, A designates a horseshoe, provided on its under side with tapering dovetailed recesses A^1 , A^2 , and A^3 , the former two recesses being arranged opposite to each other at the heels of said shoe, while A^3 is at the toe thereof. B^1 B^2 are smooth tapering dovetailed plates, (shown in detail in Figs. 3, 4, and 5,) which plates fit into said recesses and form a perfectly even footing, suitable for use in summer weather, when the

roads are not slippery. These plates are secured in their respective recesses by screws b , or any other suitable detachable fastenings. To fit said shoe for use in slippery travel, as during winter, when ice and hard snow often cover the ground, I remove said plates B^1 B^2 , and substitute therefor similar plates C^1 C^2 , which are provided with calks D D^1 D^2 . The former two calks are smaller than D^2 , which is the broad toe-calk, and requires a broader plate, C^2 , than the other two. Each one of said calks is made in one piece with its plate, and they are attached to shoe A in the same manner as I attach plates B^1 B^2 , already described. The calks are firmly braced by their dovetailed attachment to said shoe, and the latter is adapted to winter use or to summer use with very little difficulty.

What I claim as new, and desire to secure by Letters Patent, is—

A horseshoe provided with dovetailed recesses for use interchangeably, with the plates B^1 B^2 , and calks C D C^1 D^1 C^2 D^2 , and in combination therewith, as and for the purpose described.

In testimony that I claim the above I have hereunto subscribed my name in the presence of two witnesses.

JOHN CORY BRIGHTMAN.

Witnesses:

JAMES C. CROWLEY,
HENRY H. EARL.