
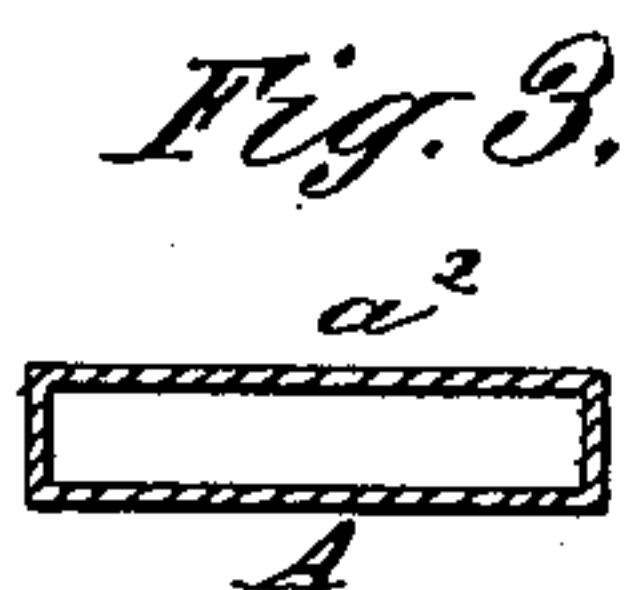
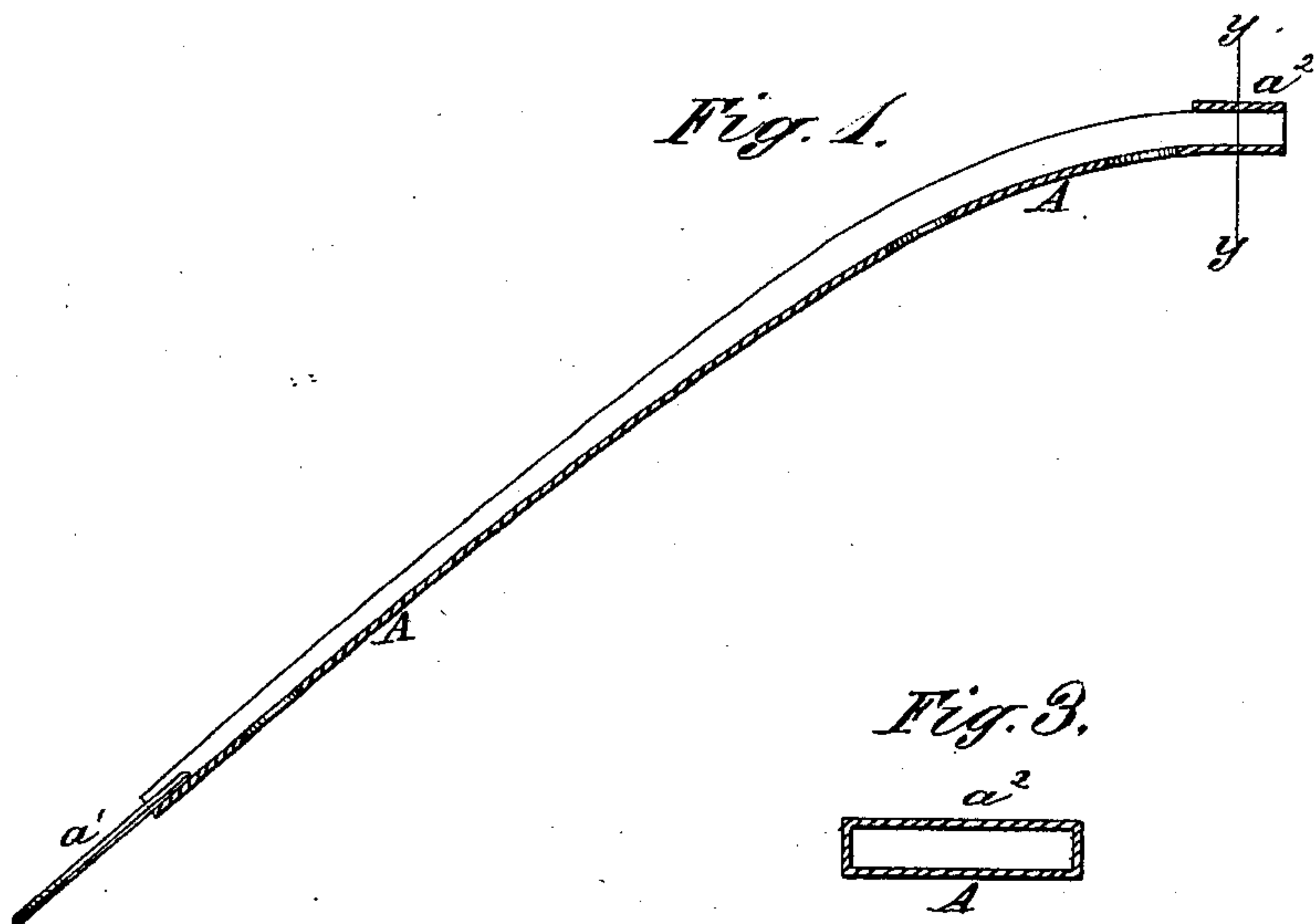


M. V. LONGSWORTH.

HARNESS-PAD.

No. 189,365.

Patented April 10, 1877.



WITNESSES:

E. B. Pyquist
John Goethals

INVENTOR:

M. V. Longworth
BY *Munn & Co*

ATTORNEYS.

UNITED STATES PATENT OFFICE.

MIRON V. LONGSWORTH, OF DELPHOS, OHIO.

IMPROVEMENT IN HARNESS-PADS.

Specification forming part of Letters Patent No. **189,365**, dated April 10, 1877; application filed September 16, 1876.

To all whom it may concern:

Be it known that I, MIRON V. LONGSWORTH, of Delphos, in the county of Allen and State of Ohio, have invented a new and useful Improvement in Harness-Pads, of which the following is a specification:

Figure 1 is a longitudinal section of my improved pad-plate, taken through the line *x x*, Fig. 2. Fig. 2 is a plan view of the same. Fig. 3 is a cross-section of the same, taken through the line *y y*, Figs. 1 and 2.

Similar letters of reference indicate corresponding parts.

The object of this invention is to improve the construction of the harness-pads for which Letters Patent No. 179,930 were granted to me July 18, 1876, so as to make them stronger and more durable, and less liable to get out of order.

The invention consists in the cross-bars upon the upper ends of the flanged pad-plates to receive and hold the saddle-strap.

A is a metal plate, one of which is used with each pad of the saddle. The plates A are interposed between the saddle-straps and the leather plates of the pads, and extend from the lower end of said leather plates, or from near said lower end, nearly to the water-hook B. The side edges of the plates A are bent upward to form a groove to receive the saddle-strap, and keep it from being drawn out of place.

To the lower ends of the plates A are attached, or upon them are formed, loops or rings *a*¹, to receive the straps with which the belly-band straps, and the straps that support the traces, are connected, so that the movements of the traces cannot cause the pads to work upon and chafe the horse's back.

Upon the upper end of the plates A are formed cross-bars *a*², which form sockets or keepers to assist in keeping the saddle-straps in place, and keep them from being drawn out of place by a strain upon the water-hook.

The plates A are secured in place by the terrets and by screws which pass through holes in the saddle-straps, through holes in the said plates A, and screw into nuts secured in the back of the pads.

Having thus described my invention, I claim as new and desire to secure by Letters Patent—

The cross-bars *a*² upon the upper ends of the flanged pad-plates A, to receive and hold the saddle-strap, substantially as herein shown and described.

MIRON V. LONGSWORTH.

Witnesses:

B. J. BROTHERTON,
D. O. KRUTSCH.