

J. H. STUMP.

HOSE-NOZZLE.

No. 189,328.

Patented April 10, 1877.

Fig. 1.

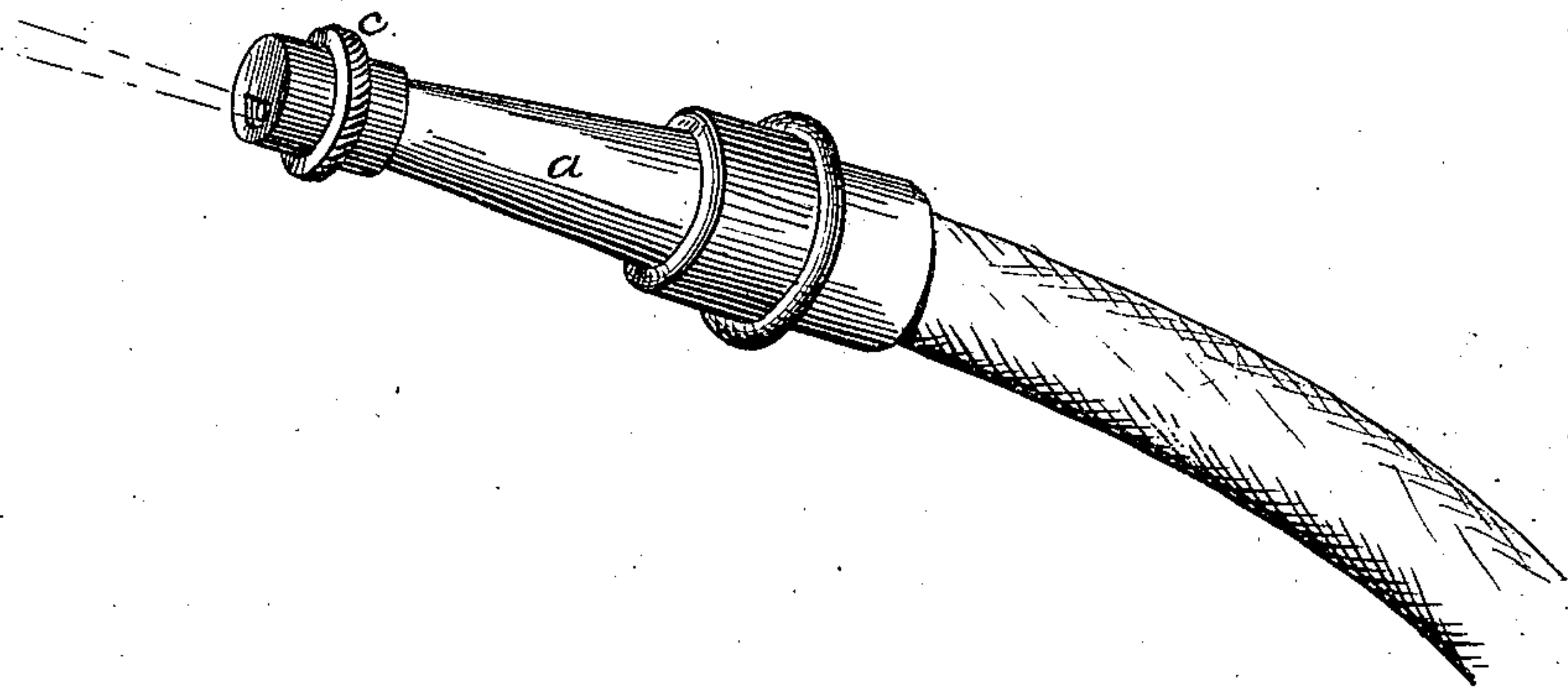


Fig. 2.

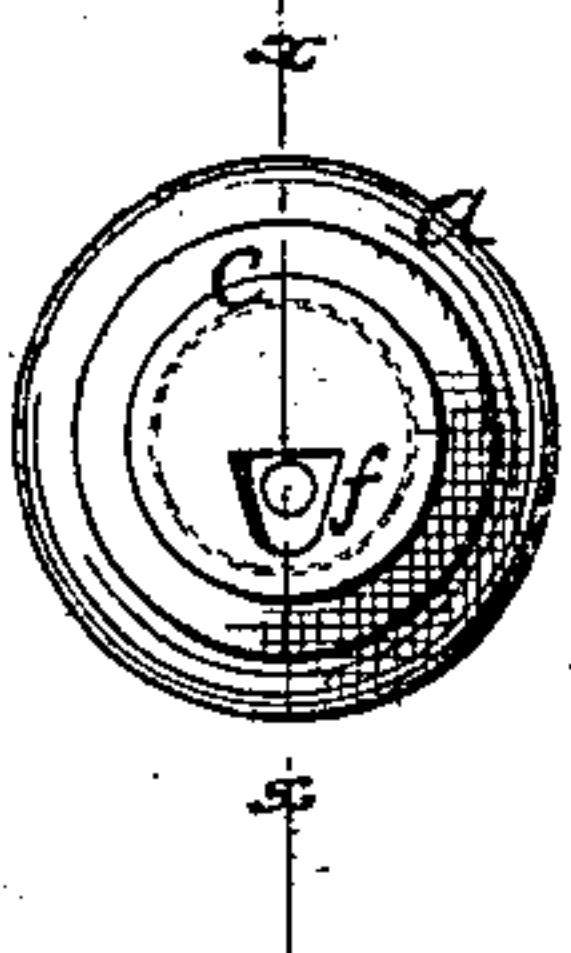


Fig. 3.

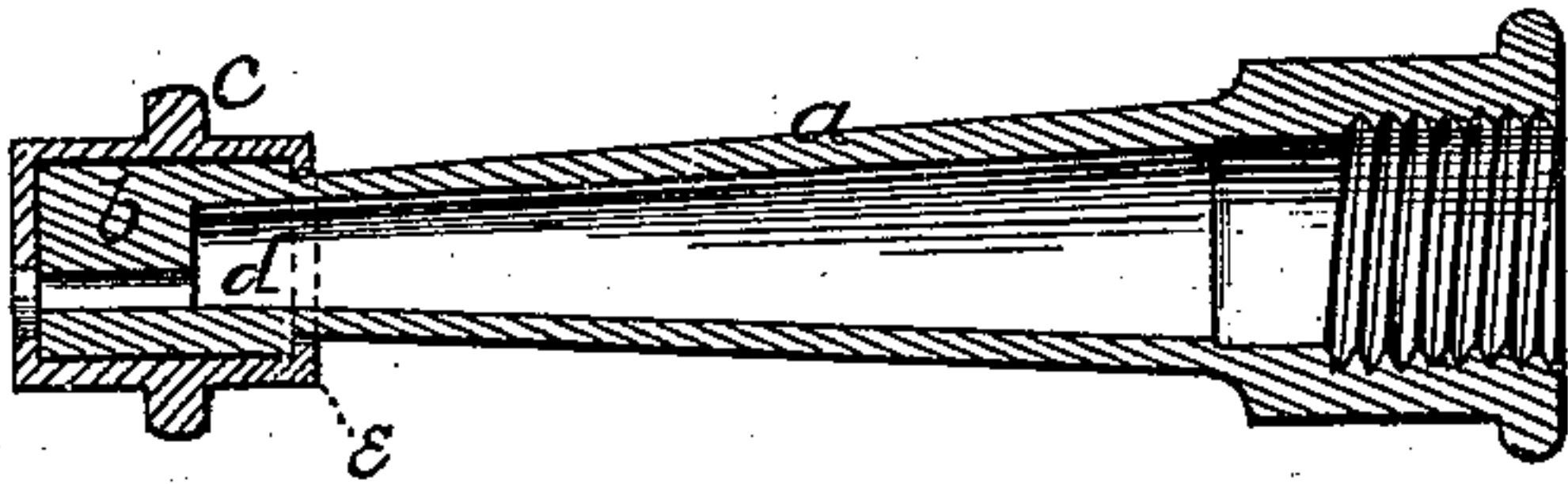
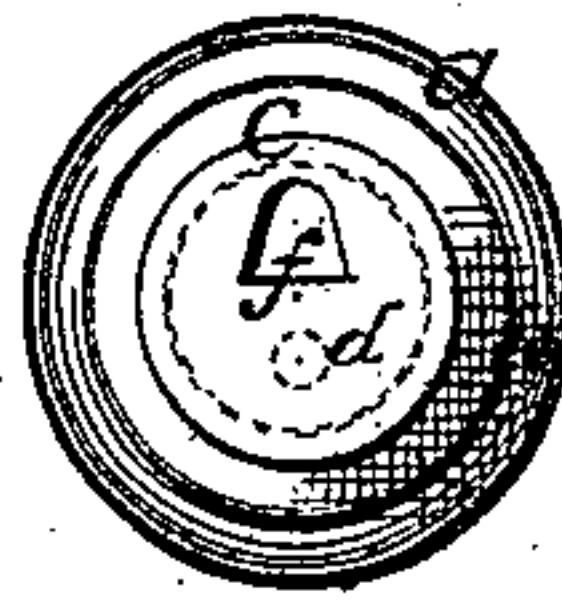


Fig. 4.



Attest:
H. L. Prime
D. P. Cowl.

Inventor.
John Henry Stump.
By. A. Bradley,
Attorney.

UNITED STATES PATENT OFFICE.

JOHN HENRY STUMP, OF BALTIMORE, MARYLAND.

IMPROVEMENT IN HOSE-NOZZLES.

Specification forming part of Letters Patent No. **189,328**, dated April 10, 1877; application filed March 9, 1877.

To all whom it may concern:

Be it known that I, JOHN HENRY STUMP, of the city and county of Baltimore, State of Maryland, have invented a new and useful Improvement in Hose-Nozzles, of which the following is a full and correct description, reference being had to the accompanying drawings, forming part of this specification, in which—

Figure 1 is a perspective view of a hose and nozzle with my improvements. Figs. 2 and 4 are end views of the nozzle, and Fig. 3 is a central vertical section of the nozzle through the line *xx* of Fig. 2.

This invention relates, especially, to hose-nozzles of the smaller patterns, used for domestic purposes, although it is applicable to other hose-nozzles. Its object is to supply a simple, cheap, and easily-adjusted device, which, in connection with the nozzle of a hose, will afford the means of checking completely, and regulating the amount and character of, the stream projected through it; and it consists, first, in arranging the orifice of the bore eccentrically in the end of the nozzle; and, second, in a rotatable cap adjusted upon the end of the nozzle, which is provided with a perforation corresponding to the orifice in the nozzle, of such size and shape as to permit the unobstructed flow from the orifice through it when properly adjusted, and

also to partially and completely obstruct the orifice when further adjusted.

In the drawings, *a* is an ordinary brass nozzle, which is cast, and turned with a head, *b*, on its outer end, and its bore *d* terminates in an orifice located out of the center of the head. The cap *c* is turned, and fitted nicely upon the head, and its rim *e* is bent over behind the shoulder formed on the head, so as to hold the cap in its position and permit its free rotation.

In the top of the cap a perforation, *f*, is made, which, in Fig. 2, is represented as adjusted immediately over the orifice of the nozzle, thus permitting an unobstructed discharge, and in Fig. 4 is represented as adjusted so as to completely obstruct the orifice. It can also be so adjusted as to partially close the orifice, when it will cause the ejected stream to scatter, and perform the office of a sprinkler.

I claim as my invention—

A hose-nozzle provided with an eccentrically-located discharge-orifice, in combination with a rotary perforated cap, by means of which the orifice can be completely and partially opened and closed.

J. HENRY STUMP.

Witnesses:

WM. R. BARRY,
A. R. CATHCART.