

D. C. MORRIS.
FENCE-POST TIP.

No. 189,252.

Patented April 3, 1877.

Fig. 1.

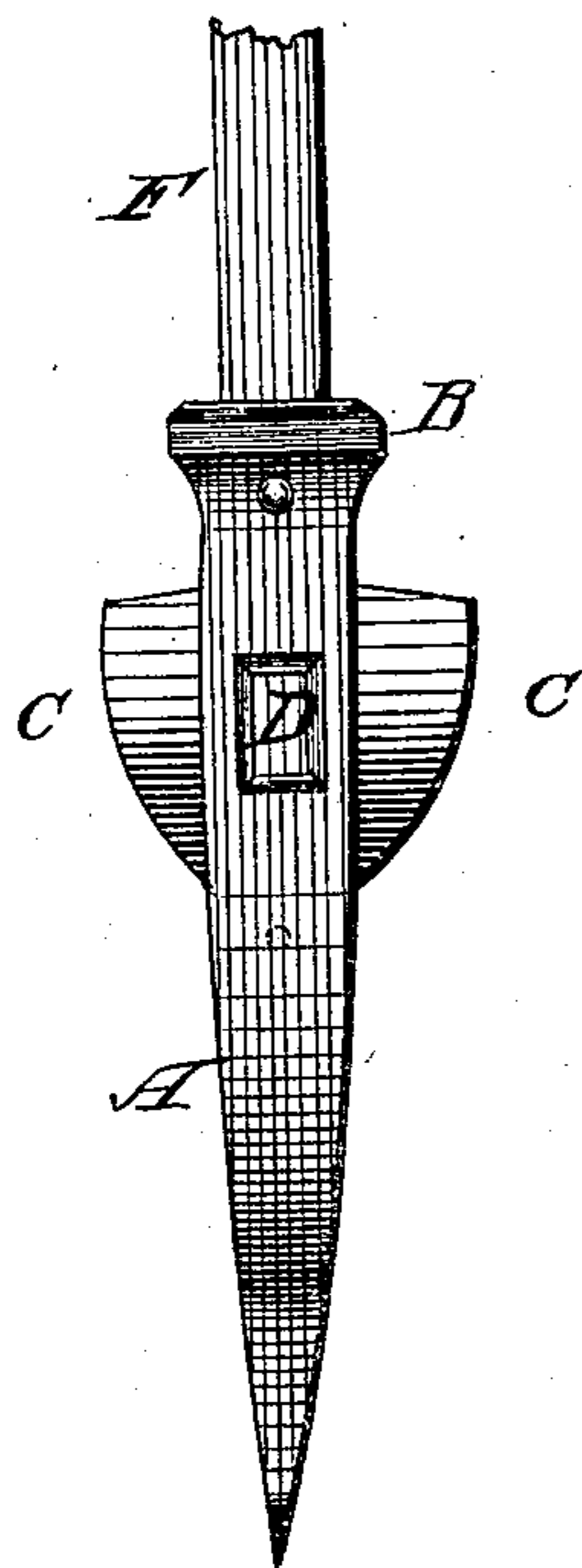


Fig. 2.

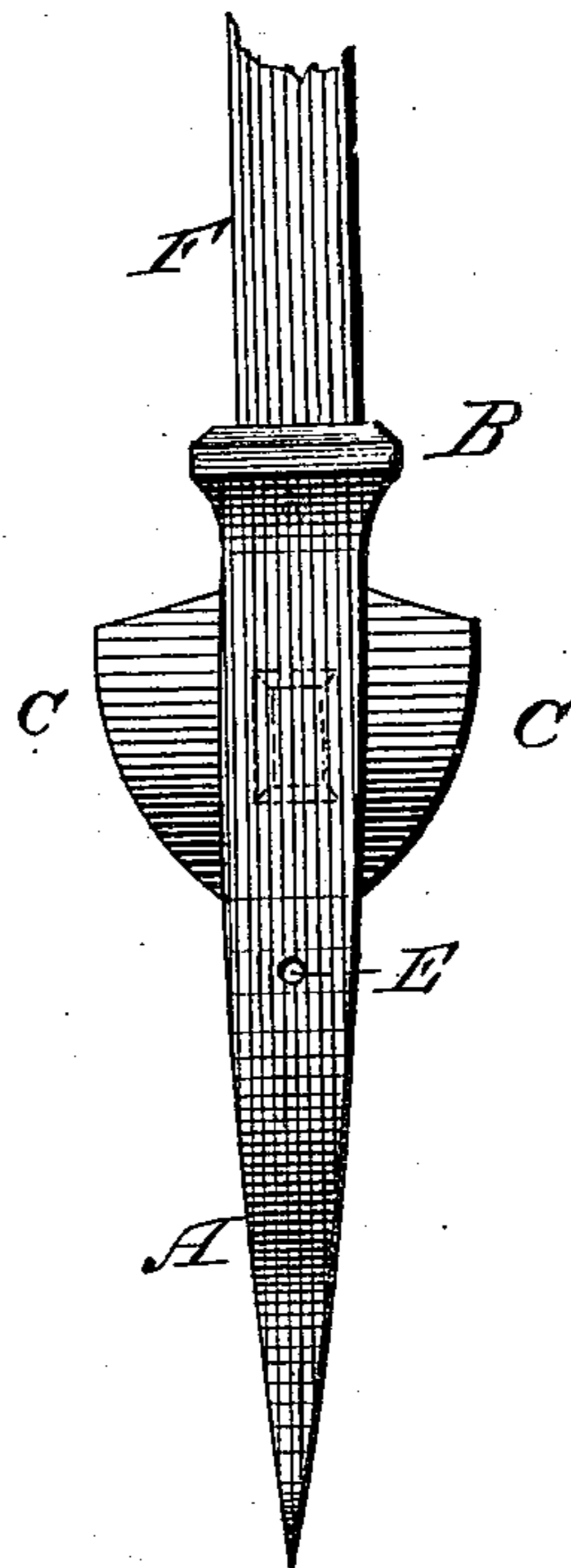
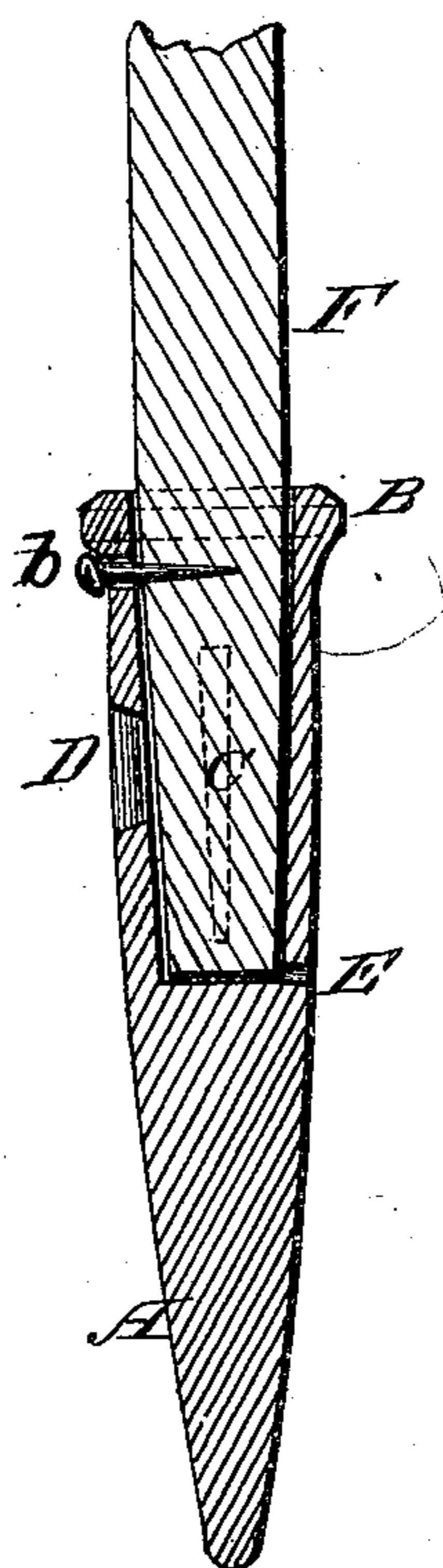


Fig. 3.



Witnesses:

P. C. Dieterich.
Frank H. Duff

Inventor:

Dwight C. Morris,

Per: C. H. Watson & Co. Attorneys.

UNITED STATES PATENT OFFICE

DEMOY C. MORRIS, OF NEW SHARON, IOWA.

IMPROVEMENT IN FENCE-POST TIPS.

Specification forming part of Letters Patent No. **189,252**, dated April 3, 1877; application filed January 11, 1877.

To all whom it may concern:

Be it known that I, DEMOY C. MORRIS, of New Sharon, in the county of Mahaska and State of Iowa, have invented certain new and useful Improvements in Fence-Post Tip; and I do hereby declare that the following is a full, clear, and exact description thereof, which will enable others skilled in the art to which it appertains to make and use the same, reference being had to the accompanying drawings, and to the letters of reference marked thereon, which form a part of this specification.

My invention relates to an improvement in metallic fence-post hole and tips; and it consists in the combination and arrangement of parts, as will be hereinafter more fully set forth.

In the annexed drawings, Figures 1 and 2 are side elevations, and Fig. 3 is a central vertical section.

Like letters of reference indicate like parts in the several figures.

A represents a metal tip, adapted to be driven into the ground, on the top of which is formed a head or flange, B. This flange is provided to strengthen the tip, and to allow it to better resist any strain that may arise from driving the post into it, and to prevent the timber from breaking it in swelling after the post is driven in it. On either side of

the tip, and projecting therefrom, are formed the wings C C to steady the post in the ground. Through one side of the tip, near the top, is made a mortise, D, to admit of the reception of a lever, whereby the post and tip may be raised from the ground at will. Near the lower end is a small hole, E, to allow any water that may get into the tip to drain off, and thus prevent the rotting of the timber.

The post F may be secured in the tip by means of a bolt or its equivalent driven through the hole *b* at the top of the tip.

By thus constructing my invention I form a tip that is simple in construction, cheaply manufactured, and very convenient in use.

Having thus fully described my invention, what I claim as new, and desire to secure by Letters Patent, is—

As a new article of manufacture, the metallic tip for posts herein described, consisting of the point A, the socket-wings C, flange B, opening *b*, drain or ventilating opening E, and mortise D, constructed as and for the purpose set forth.

In testimony that I claim the foregoing as my own I affix my signature in presence of two witnesses.

DEMOY C. MORRIS.

Witnesses:

MOSES ATWOOD,
H. J. VAIL.