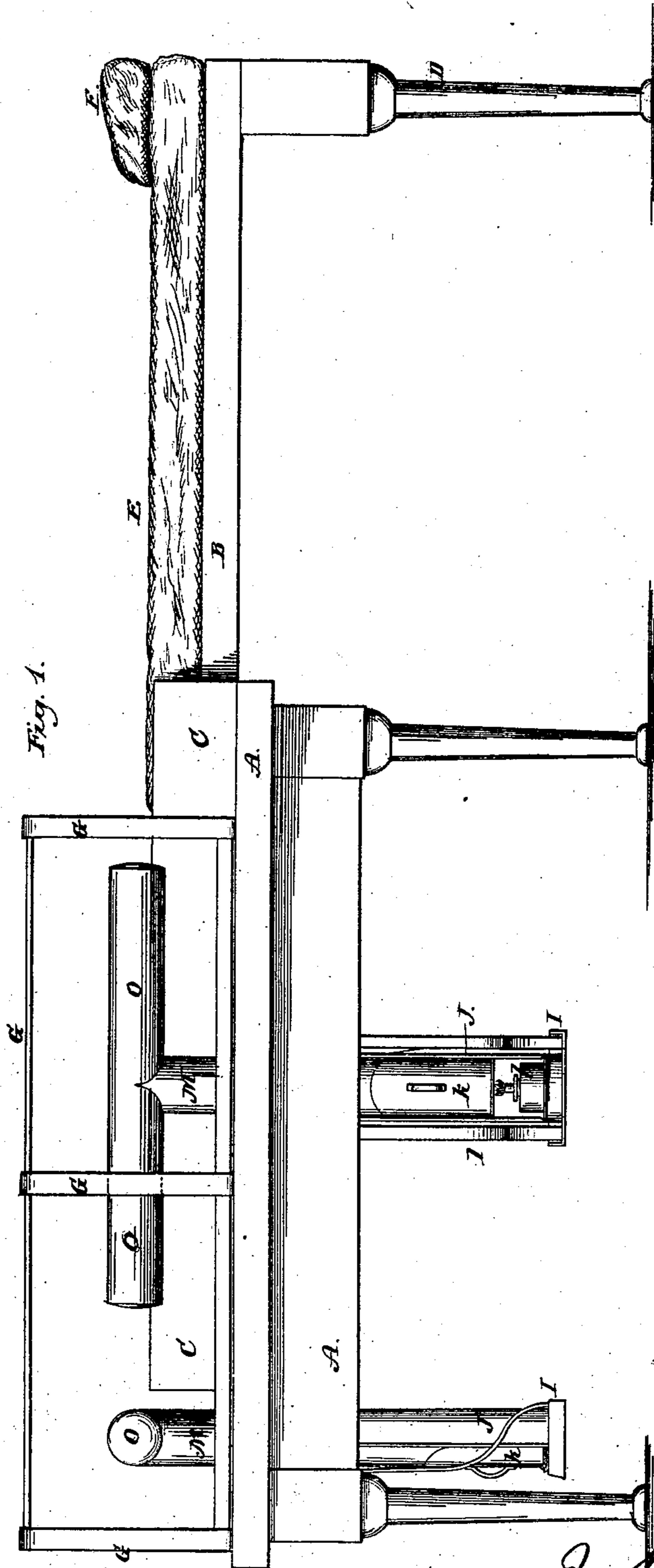


T. KEECH.

APPARATUS FOR GIVING HOT-AIR AND OTHER BATHS.
No. 189,231. Patented April 3, 1877.



Witnesses;
Geo. H. Graham.
Jacob F. Bell

Inventor:
Thomas Keach
by J. N. McEntire
Attorney.

T. KEECH.
APPARATUS FOR GIVING HOT-AIR AND OTHER BATHS.
 No. 189,231. Patented April 3, 1877.

Fig. 2.

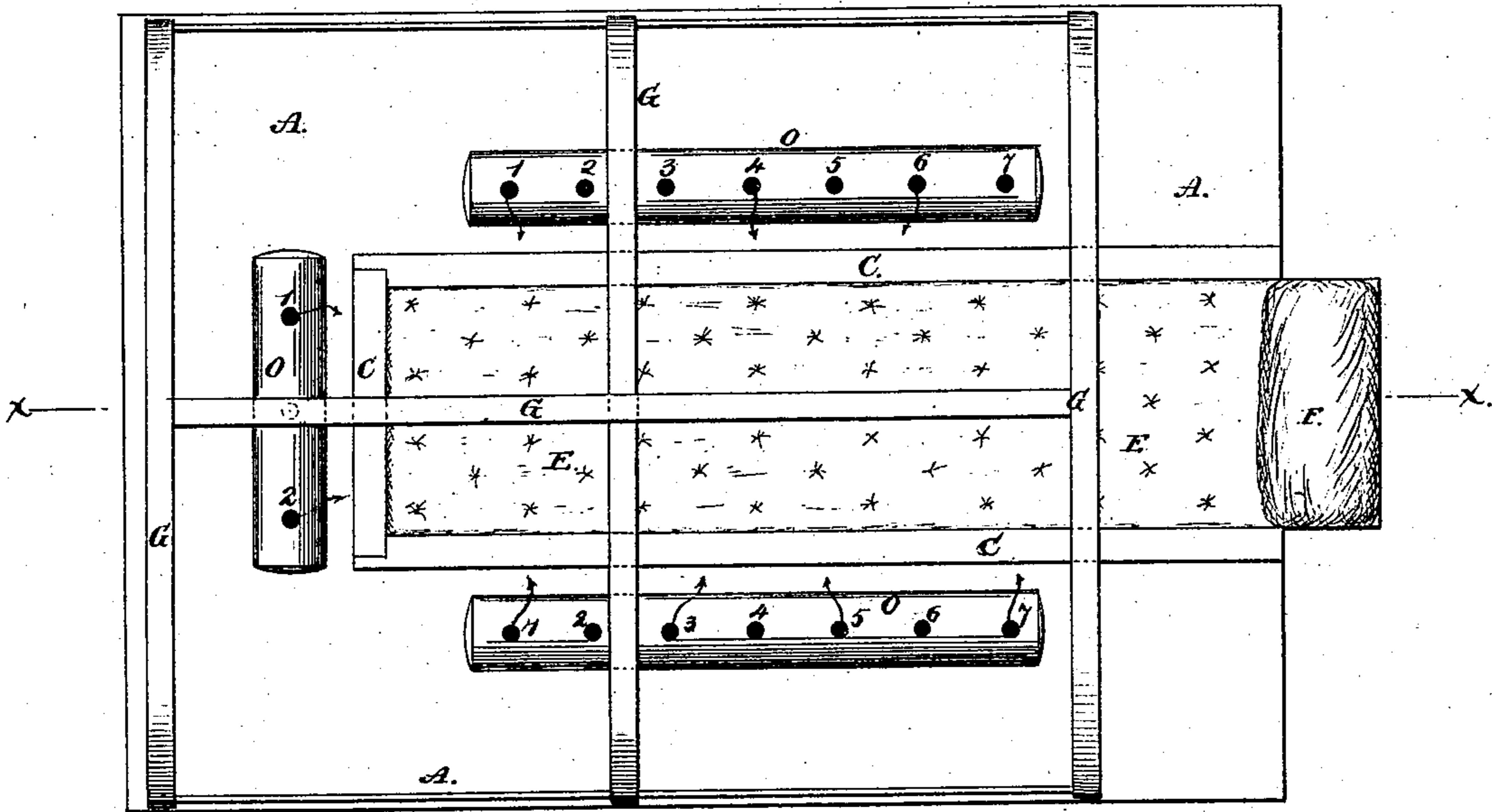
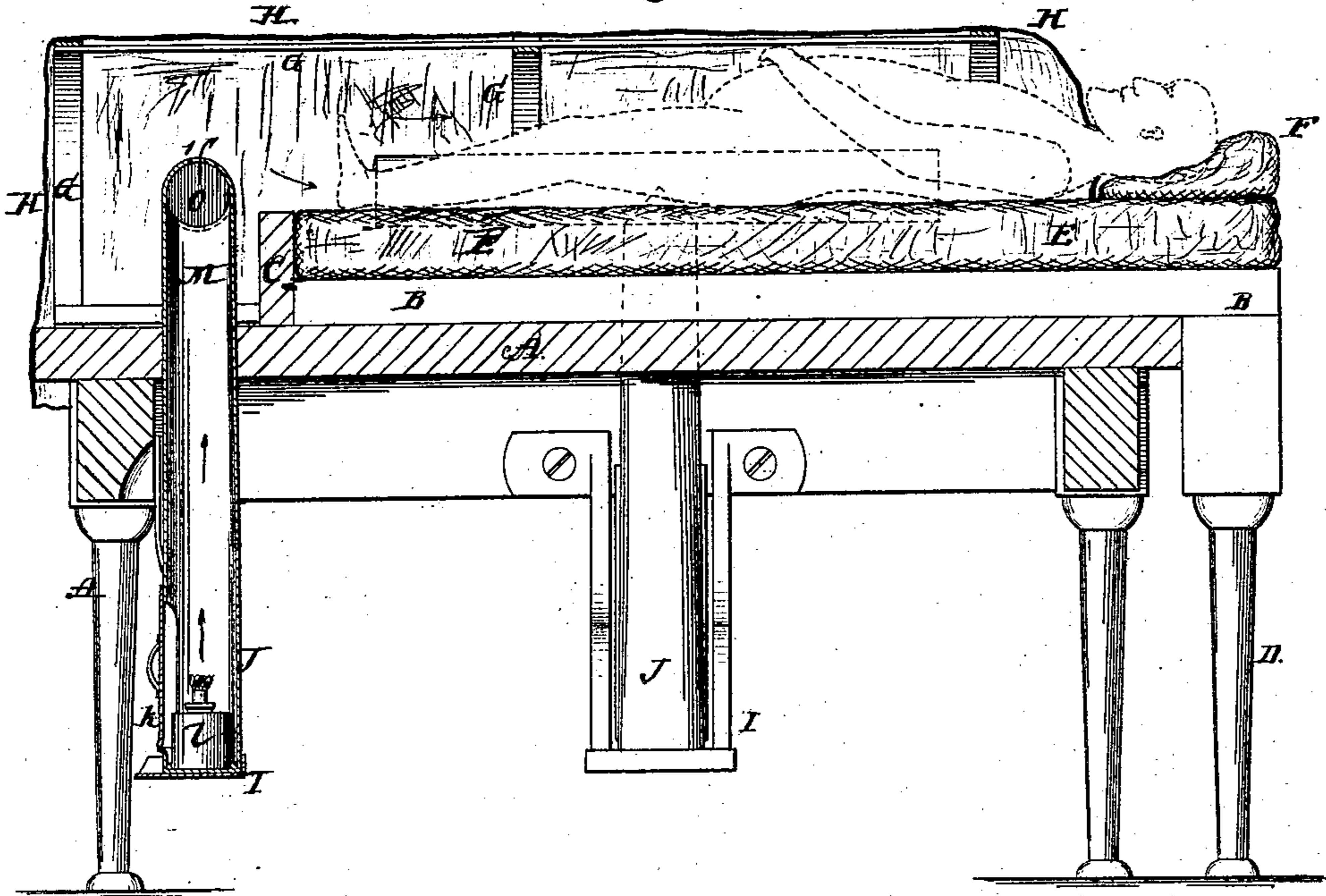


Fig. 3.



Witnesses;

Geo. H. Graham.

Jacob Kelbel

Inventor;

Thomas Keech

by J. N. McIntire

Attorney.

UNITED STATES PATENT OFFICE.

THOMAS KEECH, OF NEW YORK, N. Y.

IMPROVEMENT IN APPARATUS FOR GIVING HOT-AIR AND OTHER BATHS.

Specification forming part of Letters Patent No. **189,231**, dated April 3, 1877; application filed February 24, 1877.

To all whom it may concern:

Be it known that I, THOMAS KEECH, of New York city, in the county of New York and State of New York, have invented an Apparatus for Giving Hot-Air and other Baths; and I do hereby declare that the following is a full and exact description thereof, reference being had to the accompanying drawings, making part of this application.

Previous to my invention it has been customary in giving to the person hot-air and vapor baths to subject the whole body to the treatment, in a room or compartment, in such a manner that the patient would have to breathe the highly-heated atmosphere employed to produce the sweating of the body, which has been not only unpleasant, but objectionable, in this sort of treatment of the human system.

Beside this difficulty, another objection to the usual means and apparatus for treatment of patients with hot-air, &c., has been the necessity for the patients to visit an establishment fitted up specially for the purpose of such treatment of people, and be subjected to the consequent trouble and expense.

My invention has for its main objects to overcome the two serious difficulties alluded to, and provide an apparatus which, while it possesses every capacity to thoroughly sweat the body, does not involve the necessity on the part of the patient to take any hot or other unnaturally-conditioned air into the lungs, and which is perfectly portable, compact, and economic of use, and does not involve the employment of anything further than two or three small spirit-lamps to get up the necessary treatment of the patient.

And to these ends and objects my invention consists in an apparatus composed of a suitable table-like bed or portable rest for the body of the patient, having combined with it means for creating and supplying, in close proximity to the body of the occupant, currents of heated air, and provided with a cover or covering for the body, within which the heated air may be more or less confined, while the head and face of the patient may be uncovered, so that the patient can freely breathe the natural atmosphere external to the bathing apparatus, all as will be hereinafter more fully explained.

To enable those skilled in the art to make and use my invention, I will proceed to more fully explain the construction and operation of my new apparatus, referring by letters to the accompanying drawings.

Figure 1 is a side elevation of the contrivance, with the sliding bed or body-rest drawn out. Fig. 2 is a top view, with the bed pushed in; and Fig. 3 is a vertical longitudinal section, (with the parts in the condition shown at Fig. 2,) showing the position of the patient and the proper placement on the machine of the impervious cover or blanket, with which the apparatus is provided.

In the several figures the same part will be found designated by the same letter of reference.

A is a table or frame-work of suitable size, strength, and proportions for the purposes for which it is designed, and B is a sliding bed-bottom or bed-support of sufficient length and width to comfortably accommodate a person, and which is arranged to slide on top of the table A, between and within upwardly-projecting pieces C, and which is provided at its outer end with supporting-legs D D.

If deemed expedient the legs D D may be provided with casters, and the sliding portion B of the apparatus is provided with a mattress, E, and if desired, with a pillow, F, or other suitable head-rest.

Extending upward from either side of the table A, and located a short distance above the bed, are metallic or other bars or braces G, which form a support for an impervious cover or other blanket or coverings, H, designed to inclose the space (over table A) in which the body of the patient rests.

The arrangement of this cover H and the other parts with the body of the patient while under treatment is most clearly shown at Fig. 3.

I I I are three, more or less, stands pendent from the under side of table A, and on which rest and which support tubular lamp-holders J, provided with suitable doors and dampers k to permit a sufficient supply of air to the lamps l contained within said holder-tubes J, and allow the ready removal and replacement of said lamps.

M M M are extensions of the tubes J which

pass up through the table A, and terminate in or communicate with the horizontal pipes or reservoirs *o o o*, which are located as shown, one on each side of, and the other near the foot of, the table A, and all close to the bed on which the patient rests.

Each of these hot-air pipes or reservoirs *o o o* is made or provided with numerous holes 1, 2, 3, &c., for the escape, near by the body of the patient, and into the space inclosed by the cover H, of jets or currents of the heated air and products of combustion which ascend from the lamps and lamp-holders. The directions of the passage of these currents are clearly indicated (at Fig. 3) by the arrows.

From what has already been said of the construction and arrangement of the various parts, together with the following explanations, the operation of the apparatus will be fully understood.

The sliding bed being drawn out into about the position seen at Fig. 1, the patient may conveniently assume the proper position on the mattress.

The bed and its sliding support is then pushed into the position seen at Fig. 2, and the cover H is then properly placed over the patient, and tucked in round the neck, as illustrated at Fig. 3.

The lamps being now lighted, the ascending currents of hot air and products of combustion will escape in the manner indicated by the arrows, and the person of the patient may be subjected to any requisite or desired temperature and treatment for any length of time.

It will be remarked that the products with which the body of the patient are treated are confined within the space inclosed by the

cover H and table A, while the person can breathe the cooler and purer air of the room or place in which the treatment is taken; and it will be seen that while the whole apparatus is simple, cheap, cleanly, and efficient for the designed purpose, it may be made perfectly portable.

Of course, many modifications, both in the combinations of the several parts and in the detailed construction of each of them, may be made without departing from the spirit of my invention, the two features of which rest in having the construction such that, with a single heating medium for one body-support, the patient may be treated without having to breathe the treating medium, and in having the apparatus perfectly portable.

Having so fully described my new apparatus that any skilled person can make and use it, what I claim as new, and desire to secure by Letters Patent, is—

1. An apparatus composed of a suitable table or support for the patient, a cover for the confinement of the treating medium, lamps for generating the latter, and lamp-holding and heat-conveying tubes and discharge-pipes, the several parts arranged relatively to each other, and operating as set forth.

2. The combination, with the table A and its other appliances, of the sliding bed-rest B, the whole arranged to operate as and for the purpose set forth.

In testimony whereof I have hereunto set my hand and seal this 20th day of February, 1877.

THOMAS KEECH. [L. S.]

In presence of—

J. W. MCINTIRE,
JACOB FELBE.