

W. J. H. KAPPE.

EGG-CARRIER.

No. 189,230.

Patented April 3, 1877.

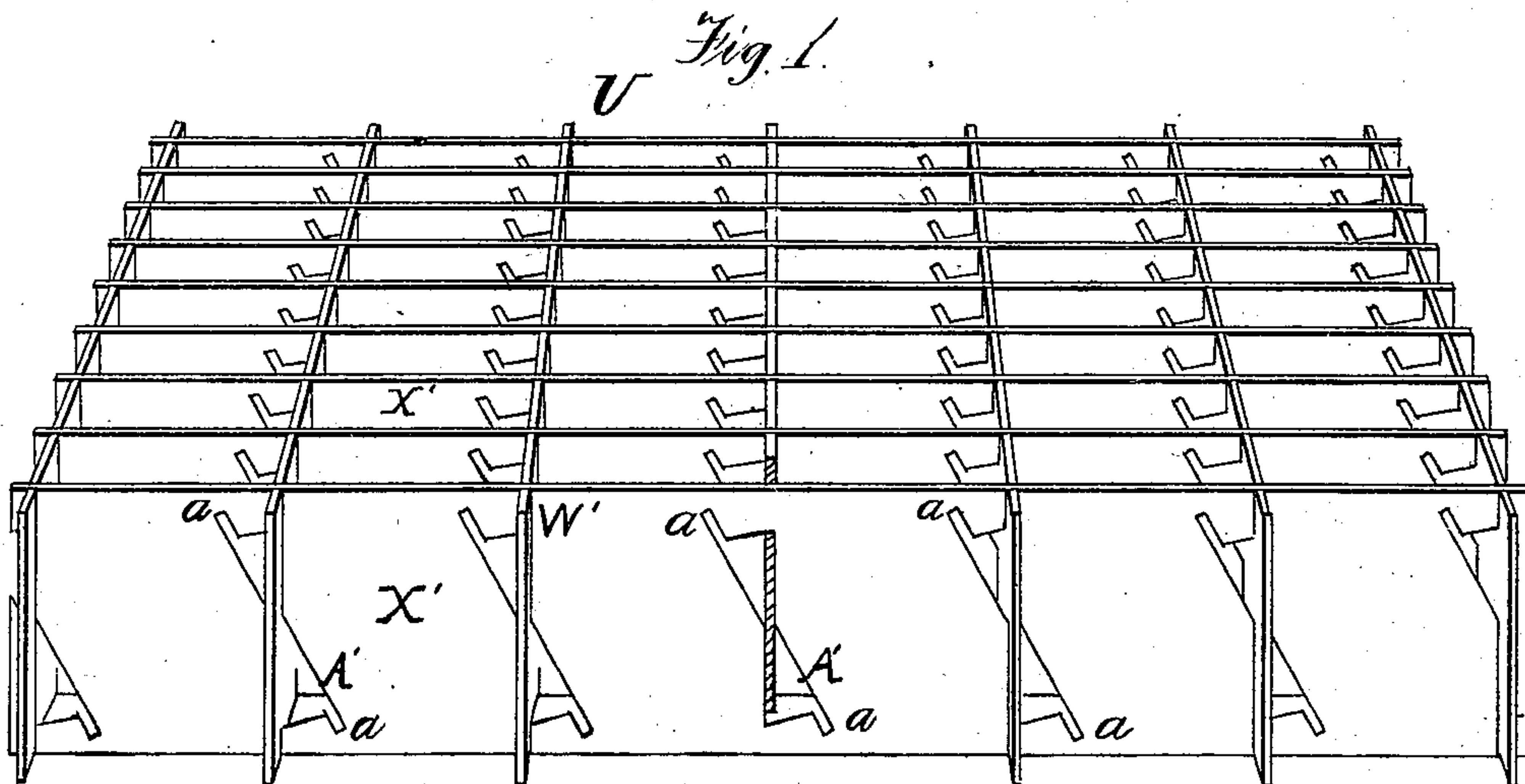


Fig. 2.

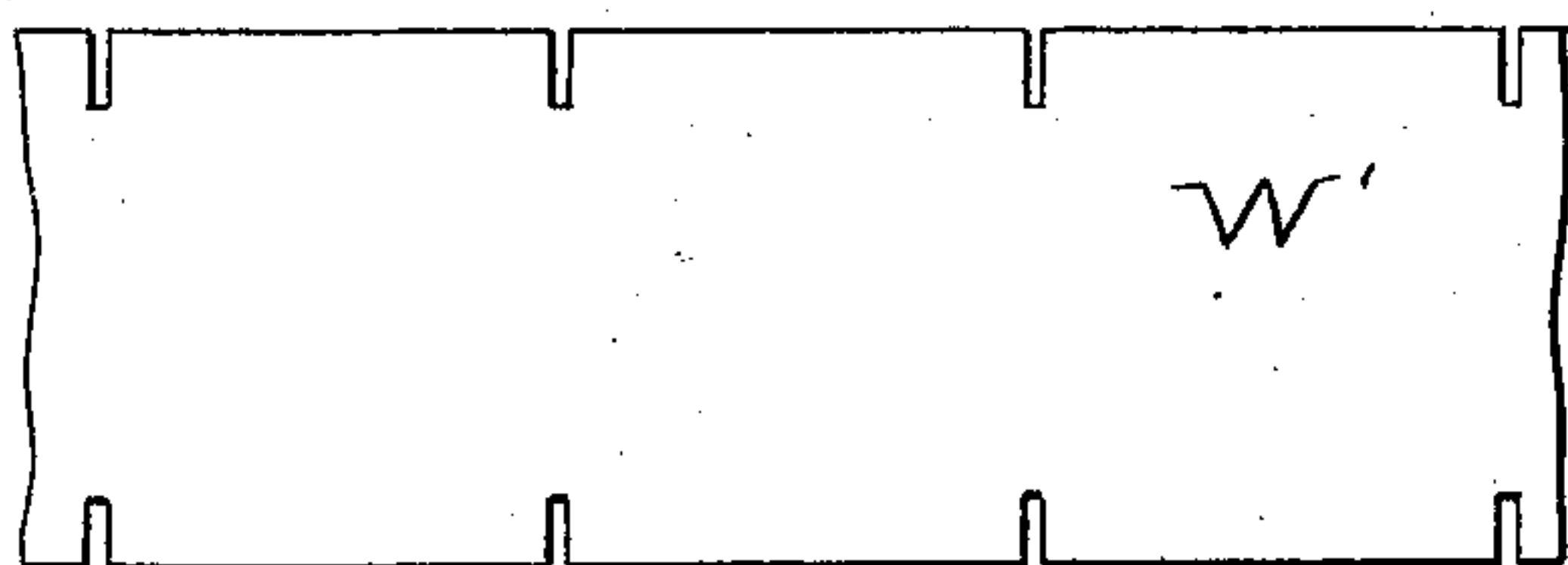
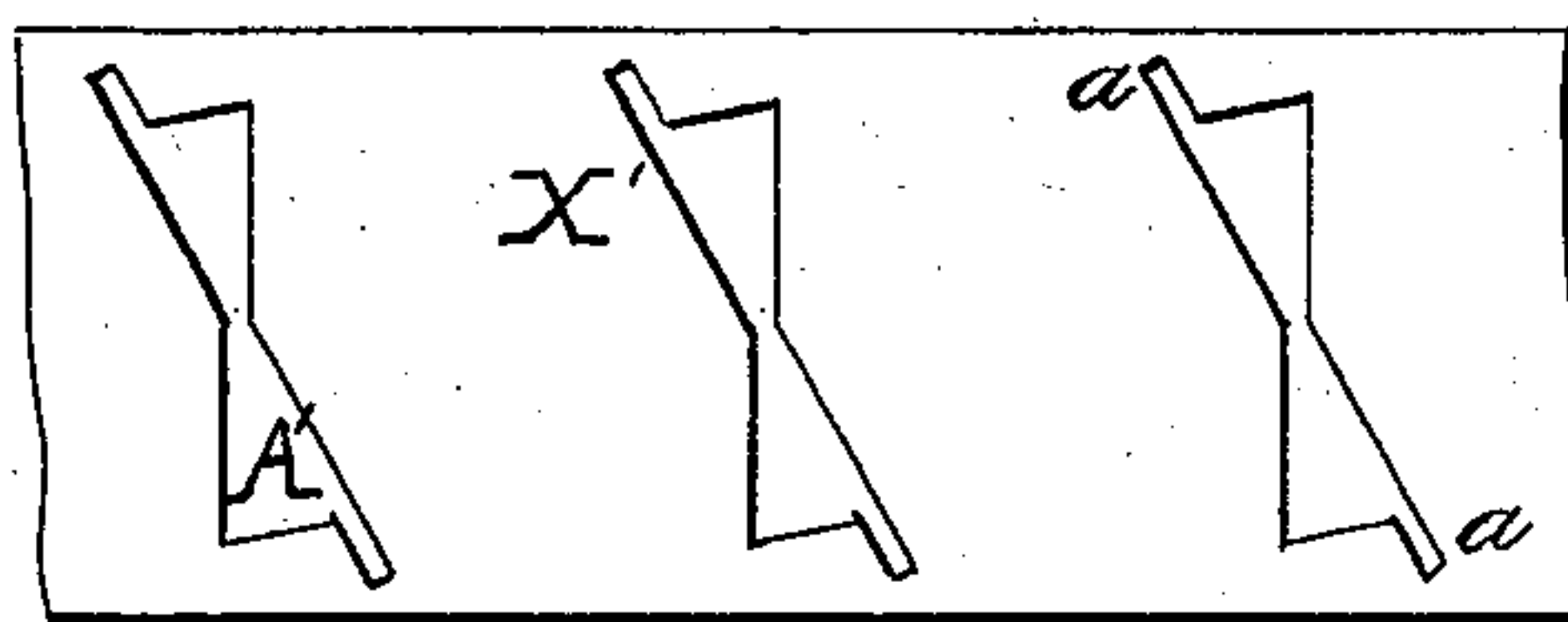


Fig. 3.



Witnesses
Grenville Lewis
Chas. C. Gill

Inventor
William J. H. Kappel
by his Attys.
Cox & Cox

UNITED STATES PATENT OFFICE.

WILLIAM J. H. KAPPE, OF QUINCY, ILLINOIS.

IMPROVEMENT IN EGG-CARRIERS.

Specification forming part of Letters Patent No. **189,230**, dated April 3, 1877; application filed September 7, 1876.

To all whom it may concern :

Be it known that I, WILLIAM J. H. KAPPE, of Quincy, in the county of Adams and State of Illinois, have invented a new and useful Improvement in Egg-Carriers, of which the following is a specification, reference being had to the accompanying drawings.

The invention relates to an improved egg-carrier; and consists in the devices hereinafter fully described.

The object of the invention is to provide a carrier or rack which affords a means of ventilation, and the strips of which are not liable to become separated.

Heretofore egg-carriers have been made with notched edges or slits, which, being engaged, served to prevent the separation of the strips under vertical tension. They have also been made of strips having apertures to permit the introduction and attachment of the engaging-strips; but in this case it is necessary to bend the strip inserted.

In the present invention the strips are provided with apertures and slits, through which the connecting-strip is introduced until the slits in it and those in the perforated strip coincide when it is turned, which connects the strips so that they can be separated only by returning the connecting-strip and withdrawing it horizontally, the strips thus connected forming a ventilated egg-carrier, which can be folded, and will resist vertical tension.

Figure 1 is a perspective view of a device embracing the objects of the invention. Fig. 2 is a view of one of the strips detached. Fig. 3 is a separate view of the strip X', showing the formation of the aperture A'.

In the accompanying drawings, U represents the carrier, which consists of the strips

X' and W', the former being provided with the aperture A', of the shape shown, and having at two of its opposite corners the slits or cuts *a*.

The shape of the aperture A' may be described as the outline of two truncated cones, the apices of which impinge, a slot or cut, *a*, being made in the opposite corners above and below.

The aperture serves to assist in ventilating the carrier, and at the same time to retain the strips W' in place.

The strips are connected as follows: The strip W' is placed so as to enter the slits *a*, and is forced through each strip X' until the slits *a* and *b* coincide. The strip W' is then turned so that a portion of the strip X' about the aperture A' enters the slit *b*, which locks the strip W' in place, and securely attaches the strips together, forming a carrier that can be folded and not liable to go to pieces.

What I claim as my invention, and desire to secure by Letters Patent, is—

1. The strip X', provided with the aperture A', having the slits *a*, substantially as shown and set forth.

2. The strip X', provided with the aperture A', having the slits *a*, in combination with the strip W', having the slits *b*, as shown and specified.

In testimony that I claim the foregoing improvement in egg cases and carriers, as above described, I have hereunto set my hand this 19th day of August, 1876.

WILLIAM J. H. KAPPE.

Witnesses:

JOHN IRWIN,
JOHN SCHAUF.