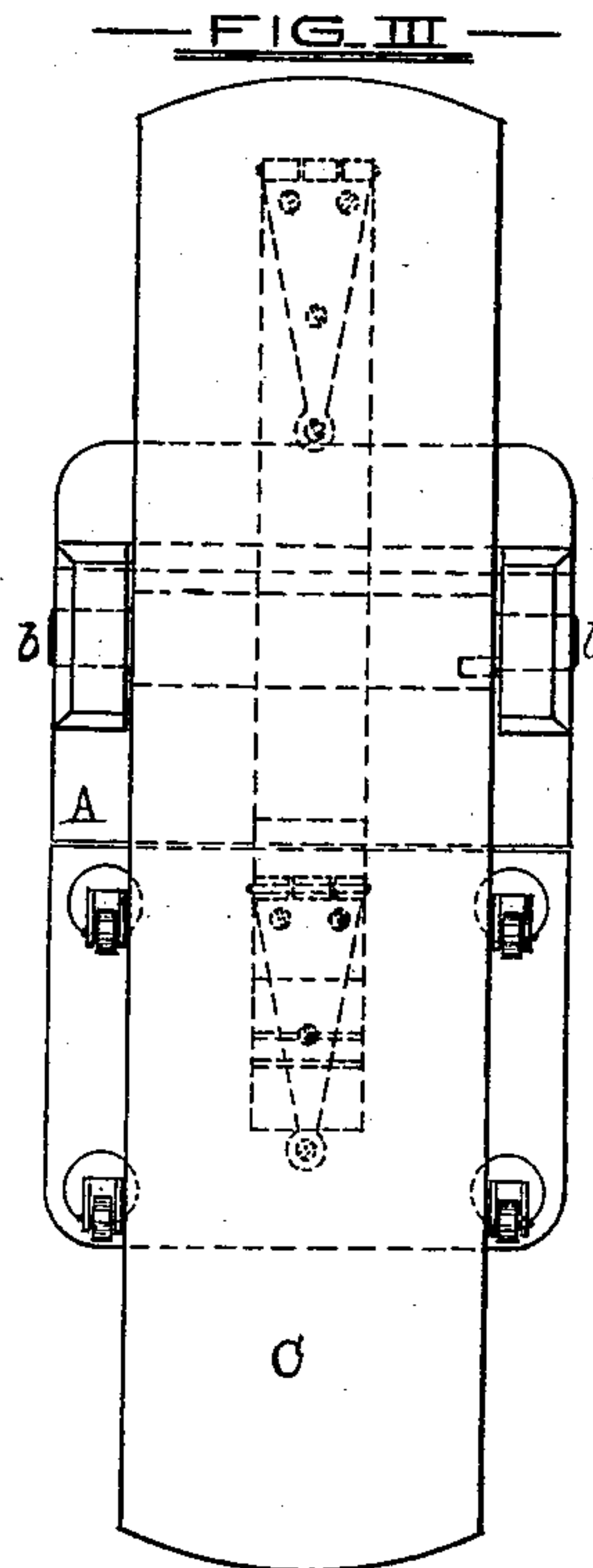
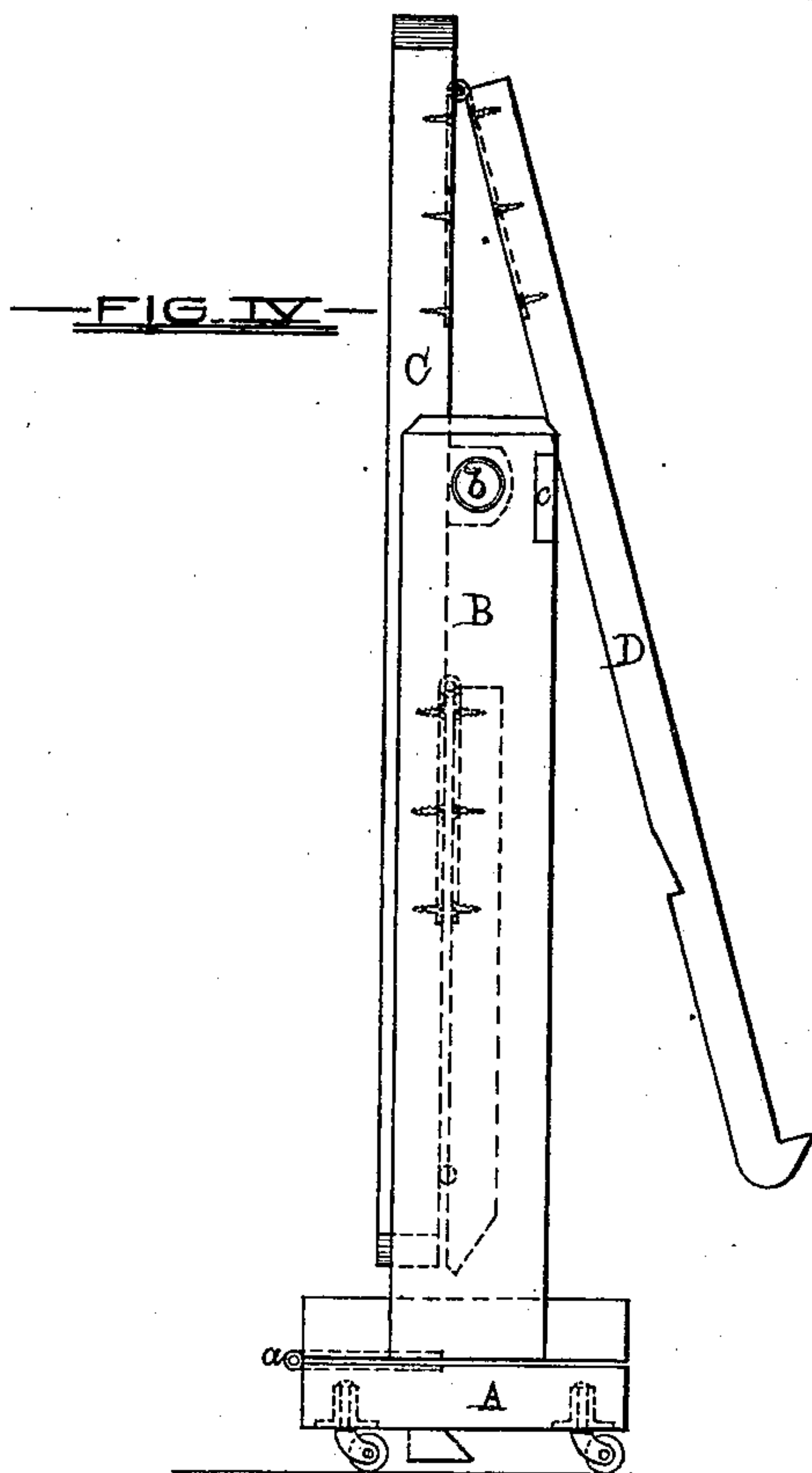
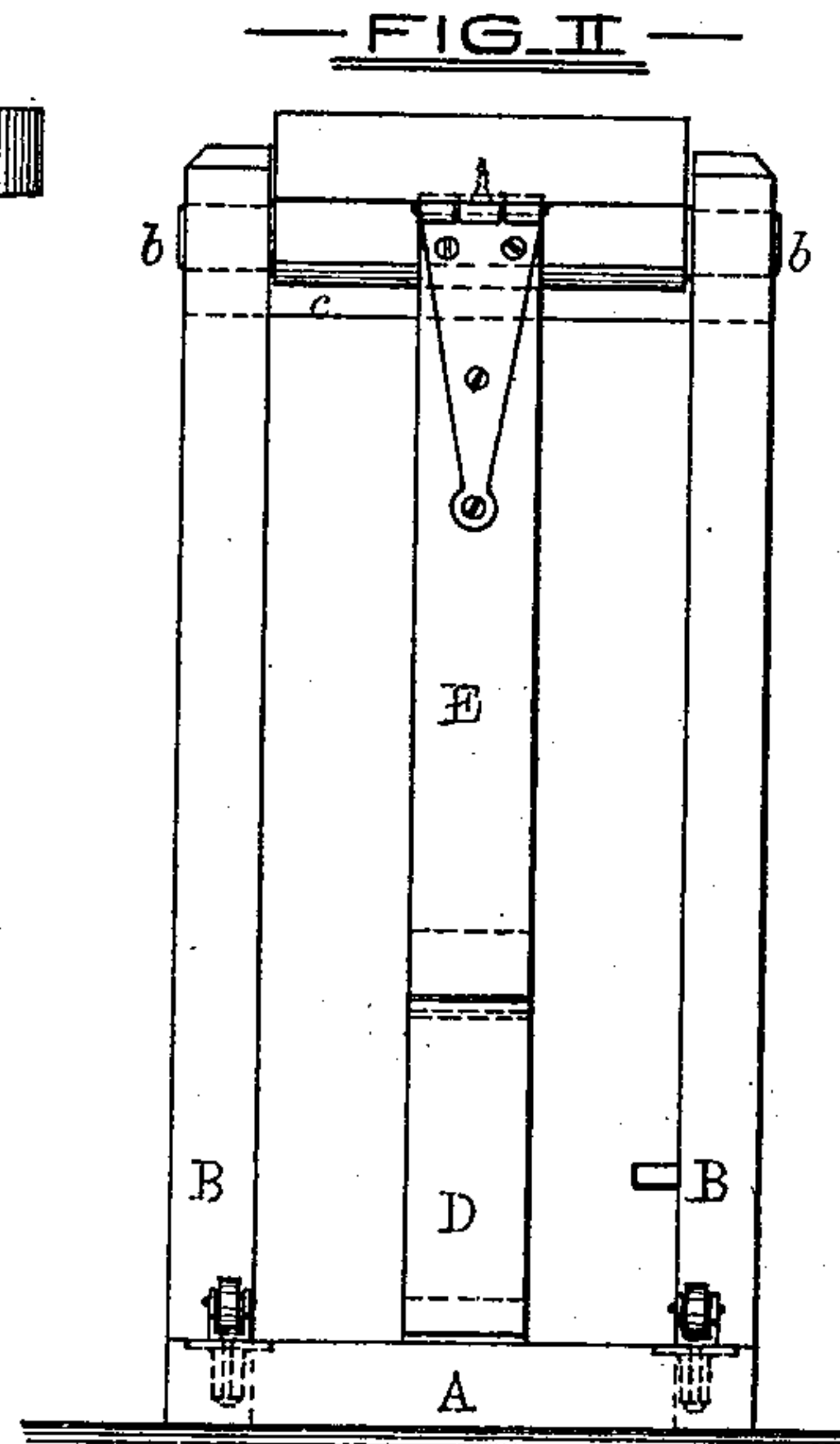
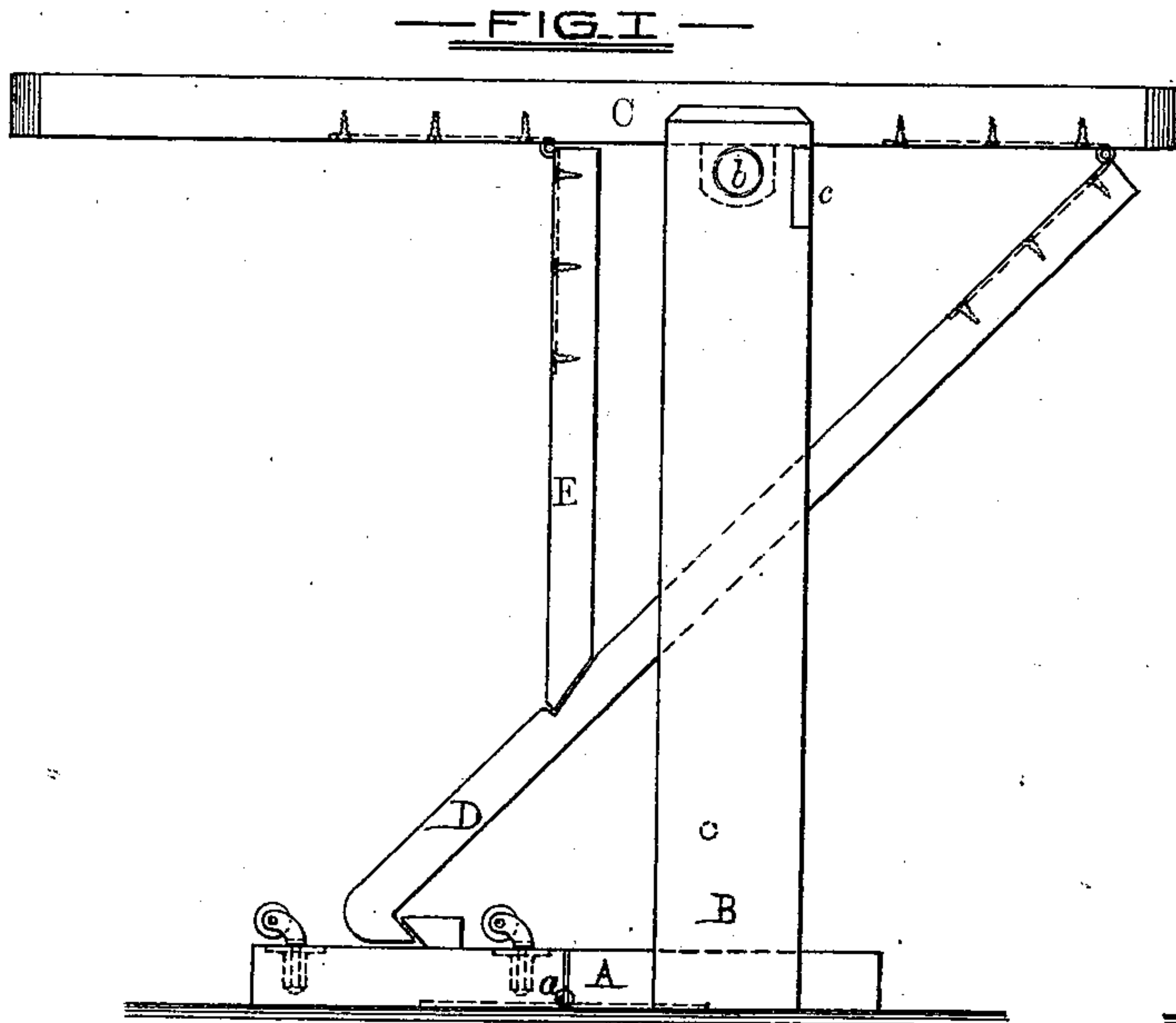


G. W. HOOK.  
IRONING-TABLE.

No. 189,222.

Patented April 3, 1877.



—WITNESSES—

*Wm. H. Towner*  
*D. P. Lowe*

—INVENTOR—

*G. W. Hook*  
*by A. M. Howard*  
*Attorney*

# UNITED STATES PATENT OFFICE.

GEORGE W. HOOK, OF TOWSONTOWN, MARYLAND.

## IMPROVEMENT IN IRONING-TABLES.

Specification forming part of Letters Patent No. 189,222, dated April 3, 1877; application filed January 18, 1877.

*To all whom it may concern :*

Be it known that I, GEORGE W. HOOK, of Towsontown, in the county of Baltimore and State of Maryland, have invented certain Improvements in Ironing-Tables, of which the following is a specification; and I do hereby declare that in the same is contained a full, clear, and exact description of my said invention, reference being had to the accompanying drawing, and to the letters of reference marked thereon.

This invention relates to certain improvements in that class of ironing-tables which are constructed to be closed or folded when not in use; and consists in a certain combination of parts of the said table, whereby the top thereof, which is pivoted to its supports, is adapted to be either rigidly held in a horizontal position or folded down, and practically on a line with the supporting devices.

The invention further consists in combining with the stand or base of the table, which is of novel construction, casters or rolling devices, which, when the table is not in use, are turned underneath the same, to facilitate its removal from place to place.

In the description of my invention which follows, due reference must be had to the accompanying drawing, forming a part of this specification, and in which—

Figure 1 is a side view of the improved ironing-table extended; Fig. 2, an end view of the same; Fig. 3, a plan of the table, and Fig. 4 a side view of the table folded or closed.

Similar letters of reference indicate similar parts of the invention in all the views.

A is the base of the table, formed in two sections, hinged together at *a*. One section of the base A is secured permanently to the uprights B, which support the top C. The table-top C is connected to the uprights B by

means of pins *b*, which admit of the change in position of the said top, as before alluded to. D is a diagonal brace, hinged, at one end thereof, to the table-top, and at the other end provided with a hook, whereby it is attachable to a catch on the folding section of the base A. This brace, in connection with a stop, *c*, between the uprights B, holds the top C in a horizontal position; but as an additional means of securing the said top in the above position, and of preventing the accidental unhooking of the diagonal brace, a supplemental brace, E, is pivoted to the under side of the top, and adapted at its lower end to enter a notch in the brace D.

In folding the table or placing the several parts thereof in the relative positions shown in Fig. 4, the supplemental brace is first disconnected from the diagonal brace, which allows of the movement of the top to the position shown in the said figure. The base is then folded, which brings the casters *e* underneath the stand, when the table may be easily moved to where required.

Having thus described my invention, what I claim as new, and wish to secure by Letters Patent of the United States, is—

A folding ironing-table having the base thereof in two sections, hinged together, and one of them fitted with casters, as shown, and the pivoted top thereof fitted with diagonal and supplemental braces, whereby it is rigidly supported in a horizontal position, substantially as herein specified.

In testimony whereof I have hereunto subscribed my name this 16th day of December, A. D. 1876.

GEORGE W. HOOK.

Witnesses:

WM. T. HOWARD,  
THOS. MURDOCK.