

O. H. HICKS.

HOE.

No. 189,220.

Patented April 3, 1877.

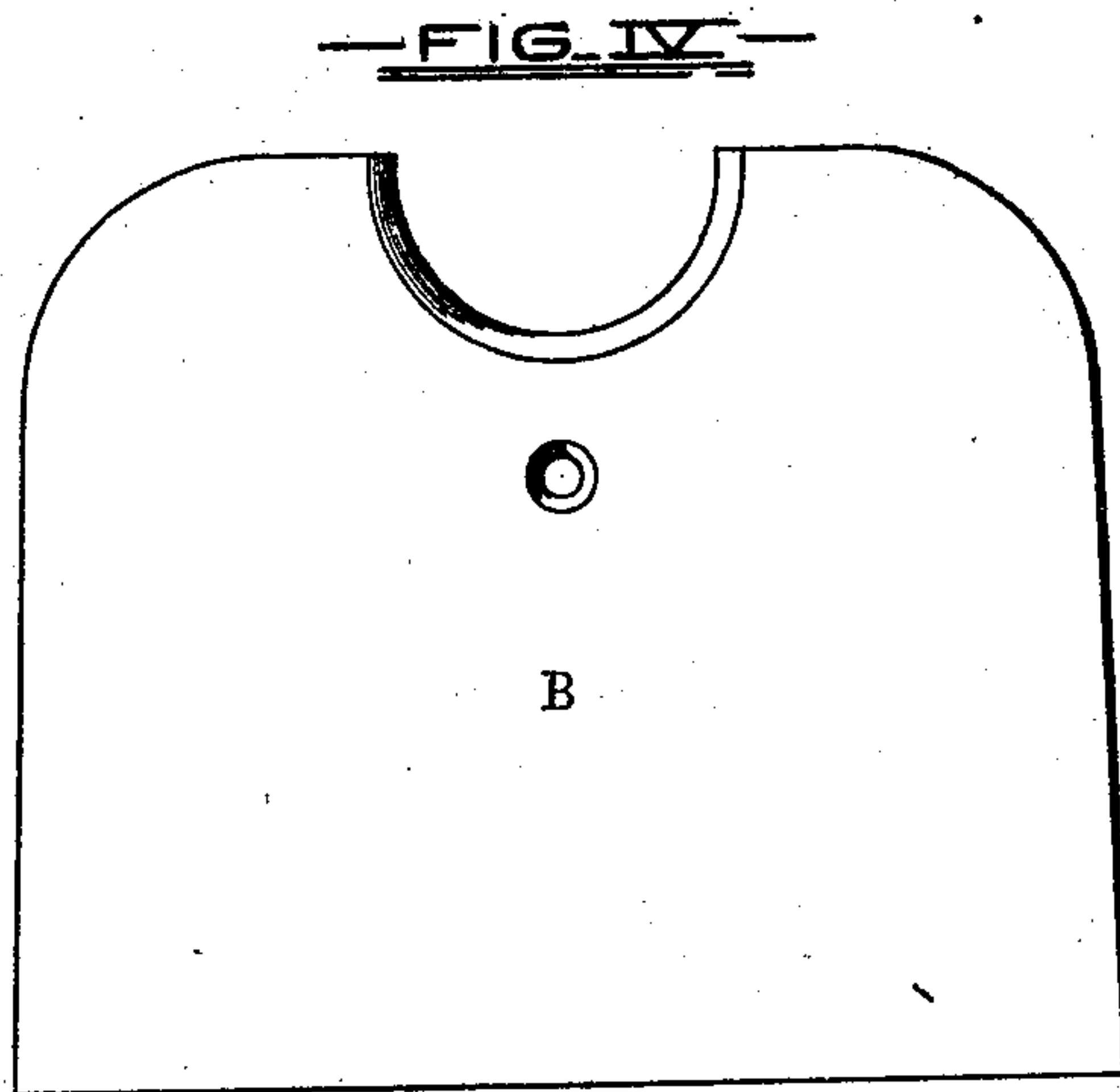
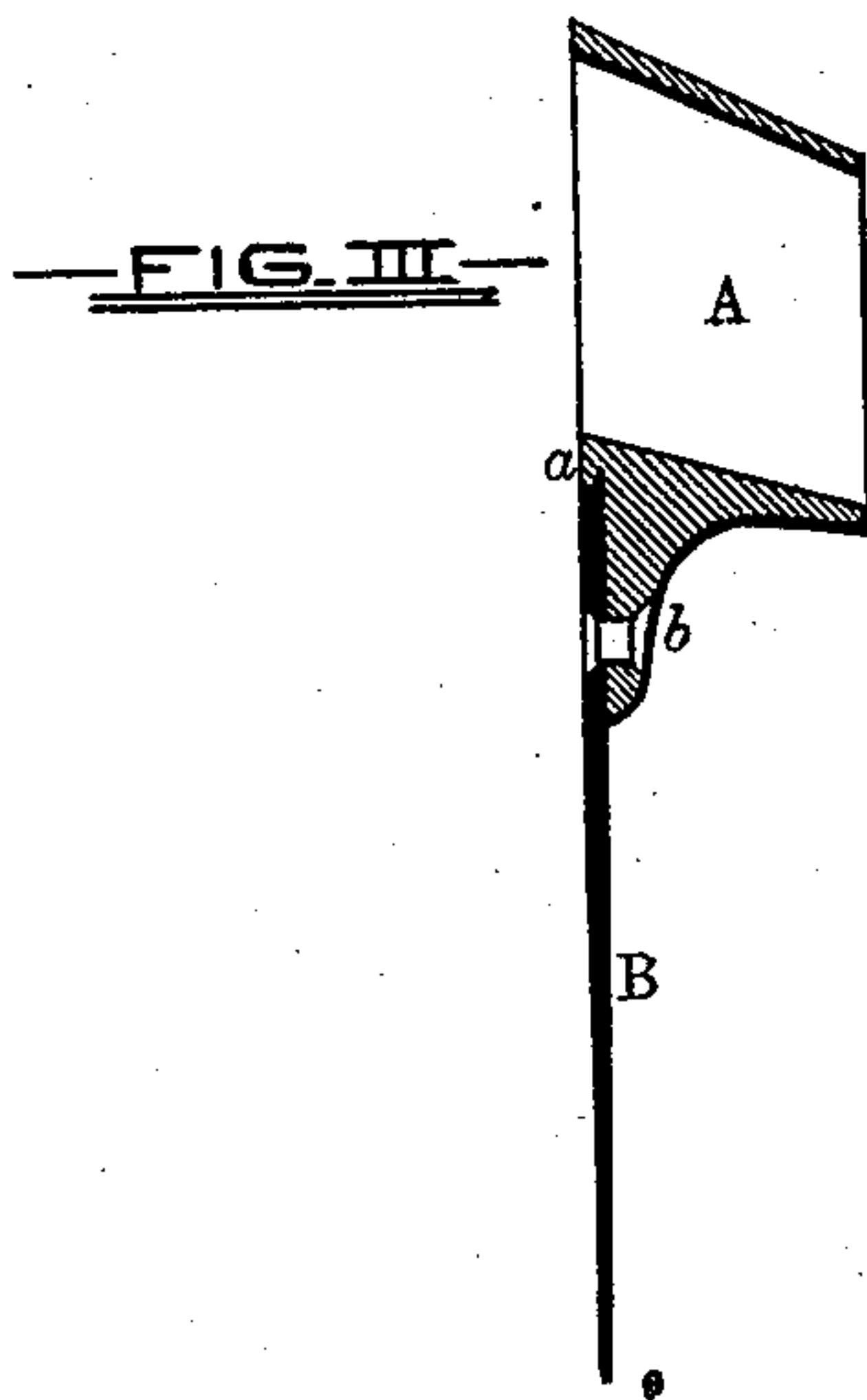
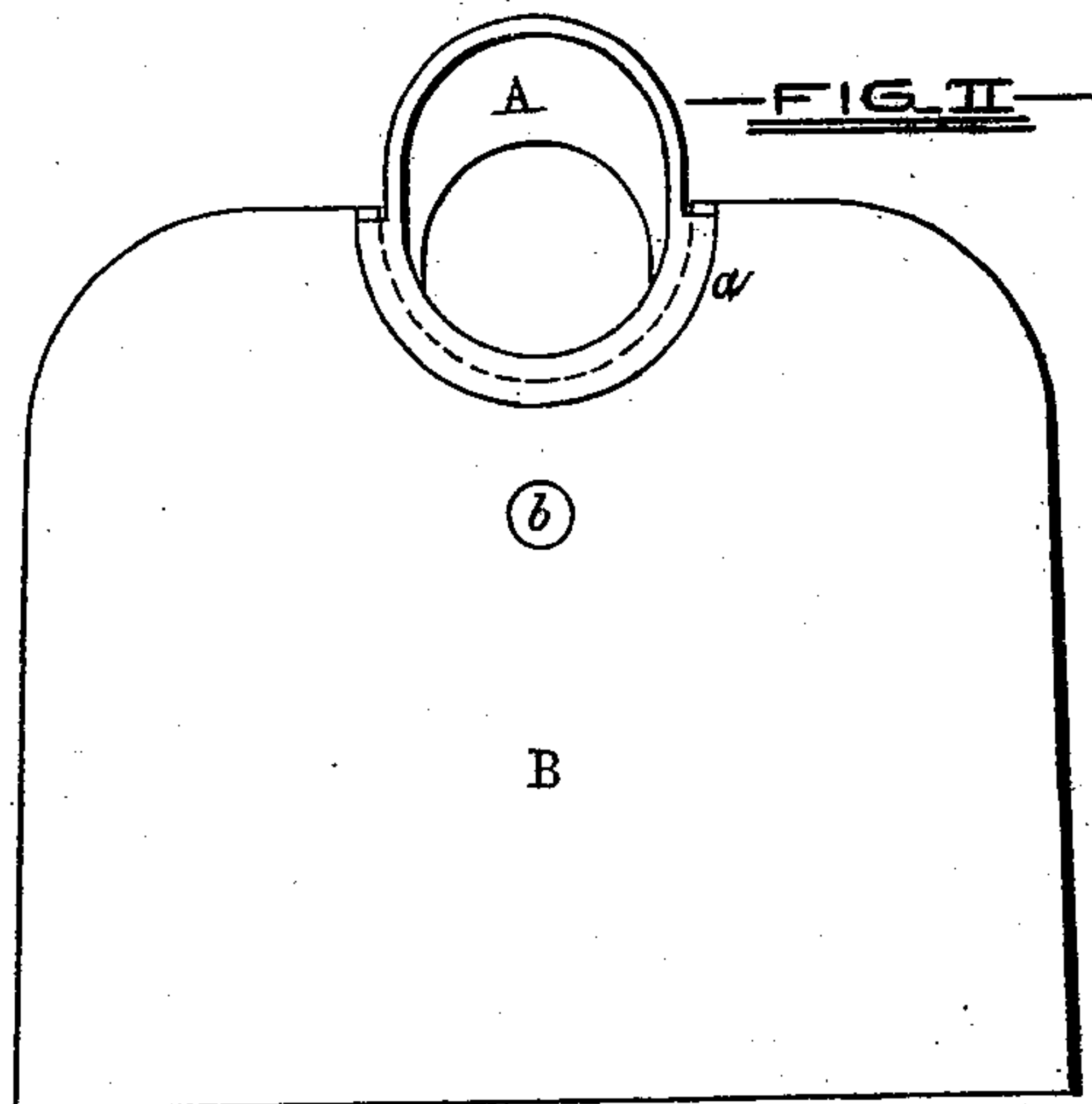
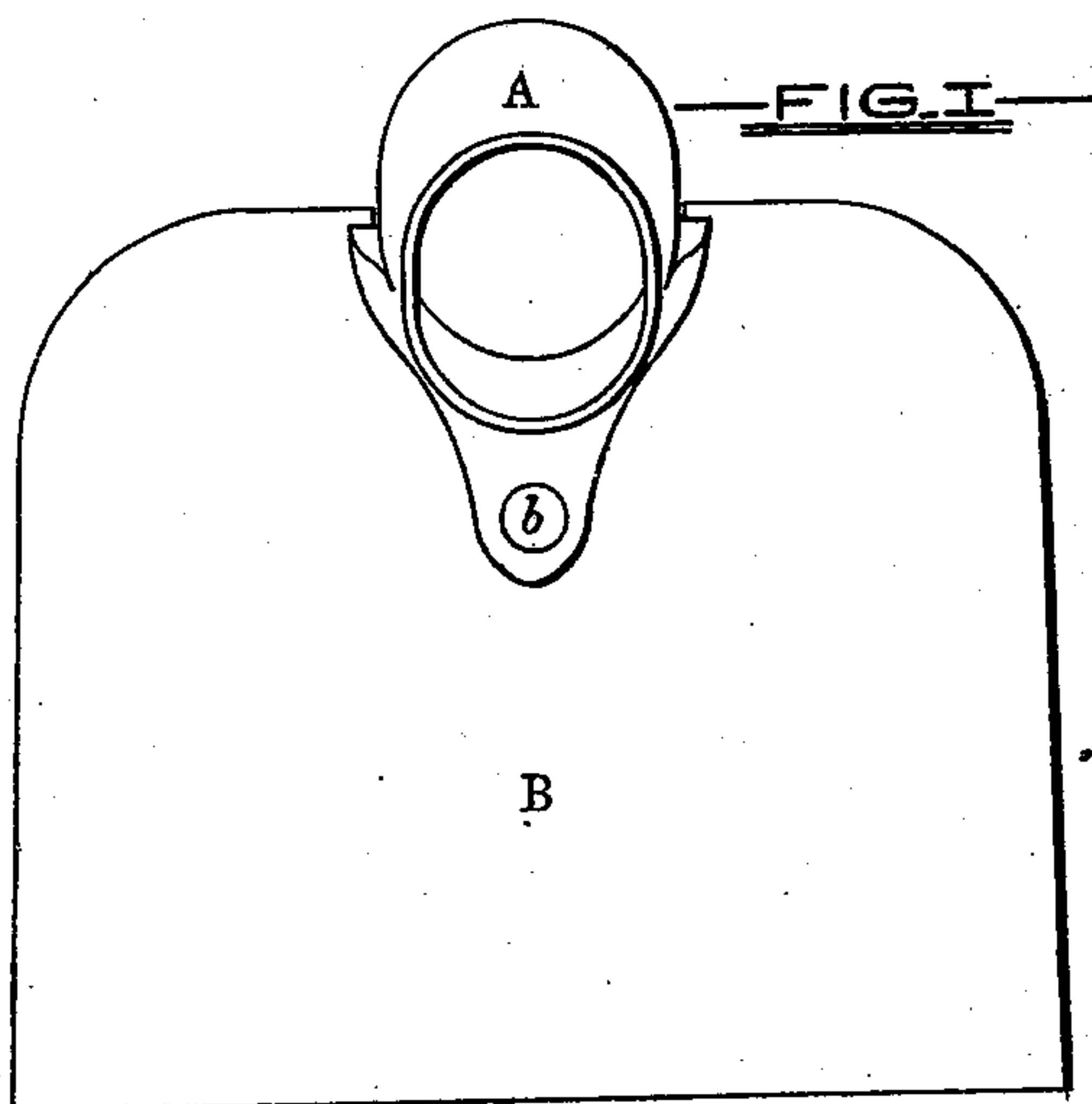


FIG. V

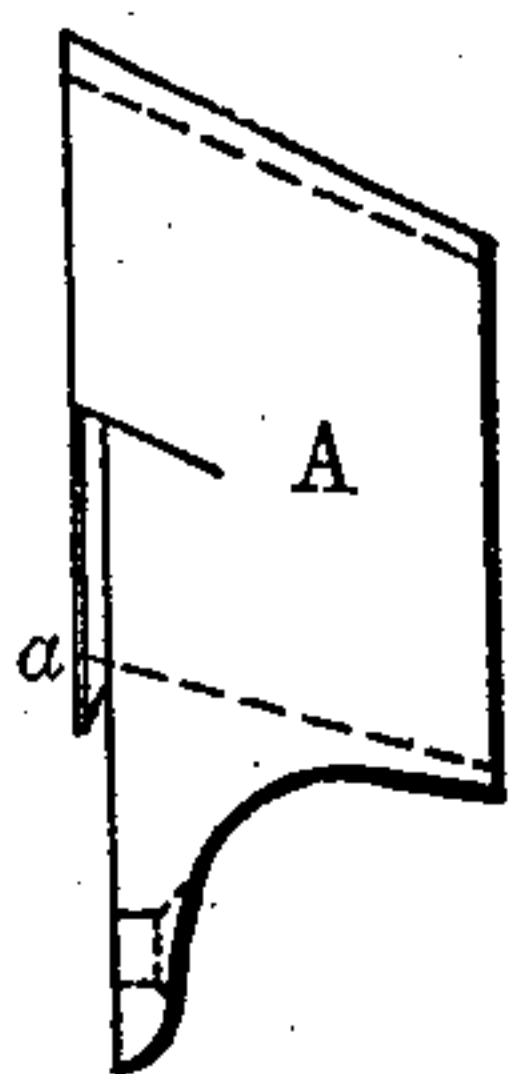


FIG. VI

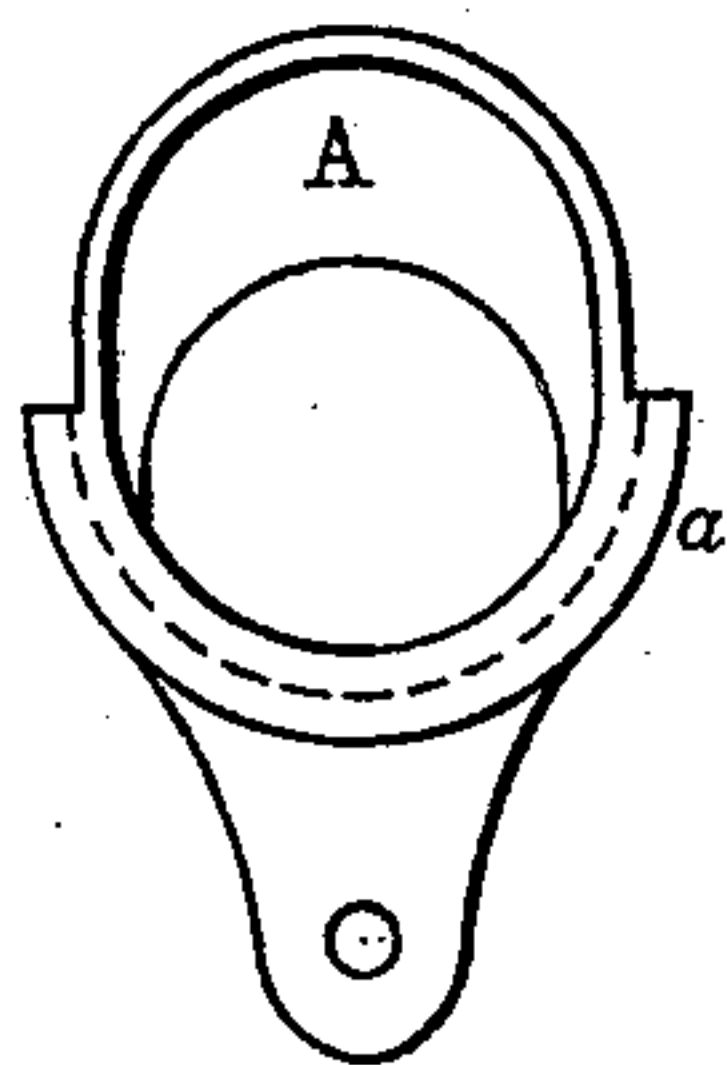


FIG. VII

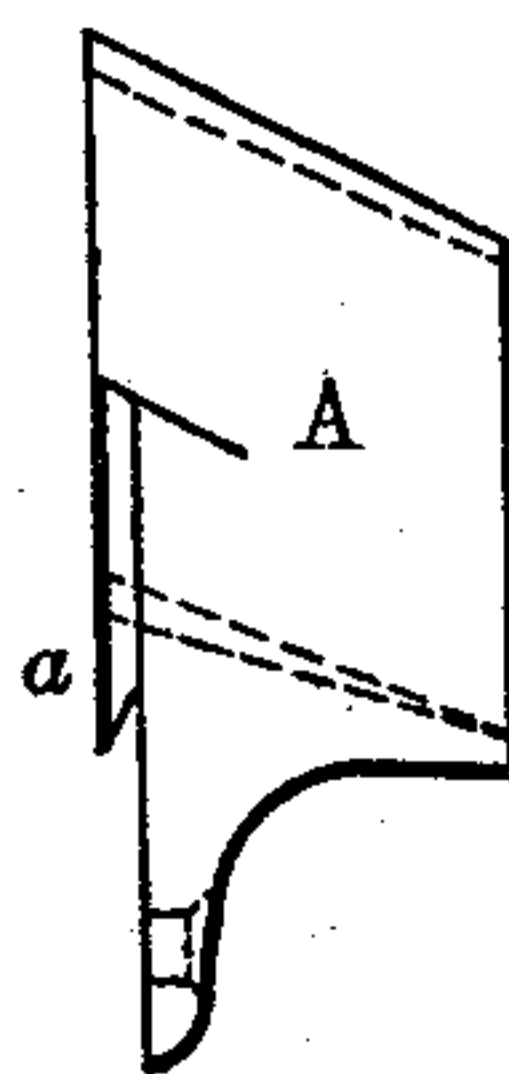
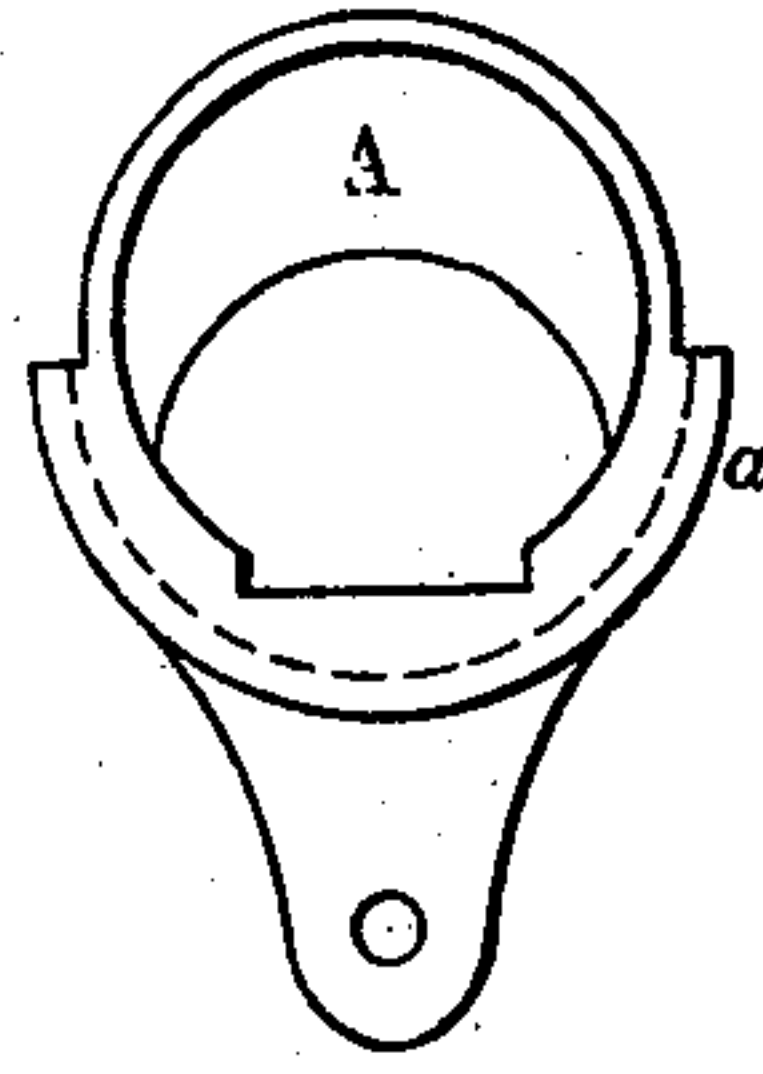


FIG. VIII



WITNESSES.

*Wm. H. Louison*  
*W. H. Wharton*

INVENTOR.

*Olive H. Hicks.*  
*by G. H. H. Howard*  
*Atty.*

# UNITED STATES PATENT OFFICE.

OLIVER H. HICKS, OF BALTIMORE, MARYLAND.

## IMPROVEMENT IN HOES.

Specification forming part of Letters Patent No. **189,220**, dated April 3, 1877; application filed March 3, 1877.

*To all whom it may concern:*

Be it known that I, OLIVER H. HICKS, of the city of Baltimore and State of Maryland, have invented certain Improvements in Hoes, of which the following is a specification; and I do hereby declare that in the same is contained a full, clear, and exact description of my said invention, reference being had to the accompanying drawing, and to the letters of reference marked thereon.

This invention relates to certain improvements in that class of hoes which are of duplex construction—that is to say, wherein the eye-piece, into which the handle is inserted, and the blade, are made separately, and united and secured together to form a complete implement.

The first part of the said invention consists in recessing a portion of the eye-piece to which the blade is to be directly attached to a depth equal to the thickness of the blade, and in dovetailing the projecting edge of the eye-piece, which is preferably concentric with the handle aperture or eye, in order to adapt the said edge of the eye-piece to overlap the abutting edge of the blade, and thereby form a means of securing the two parts of the hoe together independently of any other fastening devices that may be employed to perfect the connection. The object of uniting the edge of the blade with the projecting edge of the eye-piece by the means and in the manner described is to give to the union of the said parts the nature of a riveted connection, the overlapping portion of the eye-piece being practically a rivet-head, which may be hammered over the beveled edge of the blade, and a perfectly-close joint thereby insured.

The second part of my invention consists in combining the eye-piece, constructed as described, with the blade, having a cut of suitable shape to receive the eye-piece, and an abutting edge conforming to the construction of the projecting edge of the same, as hereinafter fully described.

The third part of the invention consists in providing the eye of the hoe with a key-seat, to allow of the insertion of a key between the side of the eye and a flattened portion of the handle, for the purpose of securing the said handle against turning. By this means a

round handle, which is more easily and cheaply constructed than one of oval or other irregular cross-section, may be used.

In the further description of the said invention, which follows, reference is made to the accompanying drawing, forming a part hereof, and in which—

Figures 1 and 2 are, respectively, a front and a back view of the hoe. Fig. 3 is a vertical section of the invention. Fig. 4 is a back view of the blade of the hoe. Figs. 5 and 6 are, respectively, an edge and a back view of the eye-piece, and Figs. 7 and 8 similar views of an eye-piece, having a round eye, and provided with a key-seat, as before alluded to.

Similar letters of reference indicate similar parts of the invention in all the views.

A is the eye-piece, and B the blade, of the hoe. A portion of the eye-piece is recessed, as before described, whereby the projecting dovetailed edge *a*, which, in the drawing, is shown as circular and concentric with the eye, is formed. The edge of the blade, which corresponds in shape with the projecting edge *a* of the eye-piece, fits closely in contact with and underneath the said edge, and is secured in this position by means of a small rivet, *b*, which passes through the blade and an elongated portion of the eye-piece. By this means the rivet *b*, which is merely an auxiliary or supplemental securing device, is not subjected to any shearing or other injurious strain, its office being to prevent the withdrawal of the blade from contact with the overlapping edge *a* of the eye-piece. A flat or flush surface of the back of the hoe is also obtained, and in this respect the hoe corresponds with those formed of a single piece of metal, or those in which the eye-piece is welded to the blade.

Hoes made in accordance with my invention are lighter and more easily and cheaply constructed than other hoes of this class, and the connection between the eye-piece and blade is such as to give, practically, the strength of a welded hoe, together with all the advantages possessed by them as regards the unobstructed blade and neatness of finish.

Having thus described my invention, what I claim as new, and wish to secure by Letters Patent of the United States, is—

1. An eye-piece for a hoe, recessed to the



thickness of the blade, and having a dove-tailed projecting edge, adapted to fit over a correspondingly-shaped edge of the hoe-blade, and form, when so united, a flat or flush connection at the back thereof, substantially as specified.

2. An eye-piece recessed to the thickness of the blade, and provided with a dovetailed projecting edge, as described, combined with a hoe-blade having a cut to receive the said eye-piece, and an edge shaped to fit the projecting edge thereof, substantially as herein specified.

3. An eye-piece for a composite hoe, having a practically circular eye therein, provided with a key-seat, substantially as and for the purpose herein specified.

In testimony whereof I have hereunto subscribed my name this 2d day of March, A. D. 1877.

OLIVER H. HICKS.

Witnesses:

WM. T. HOWARD,  
THOMAS MURDOCK.