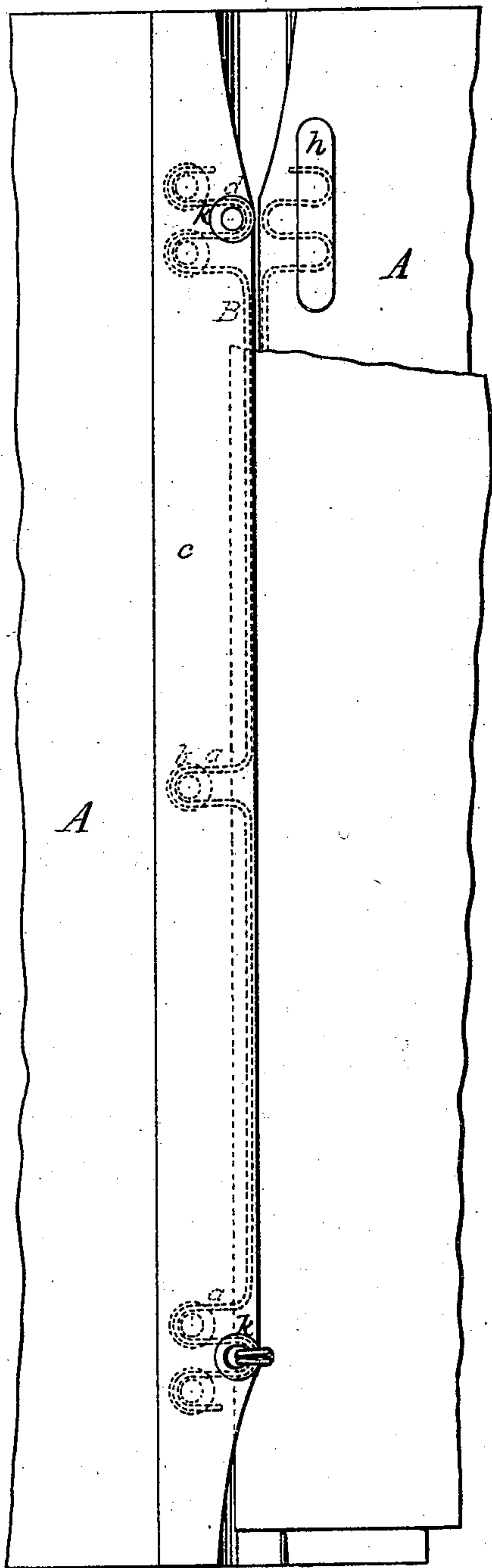


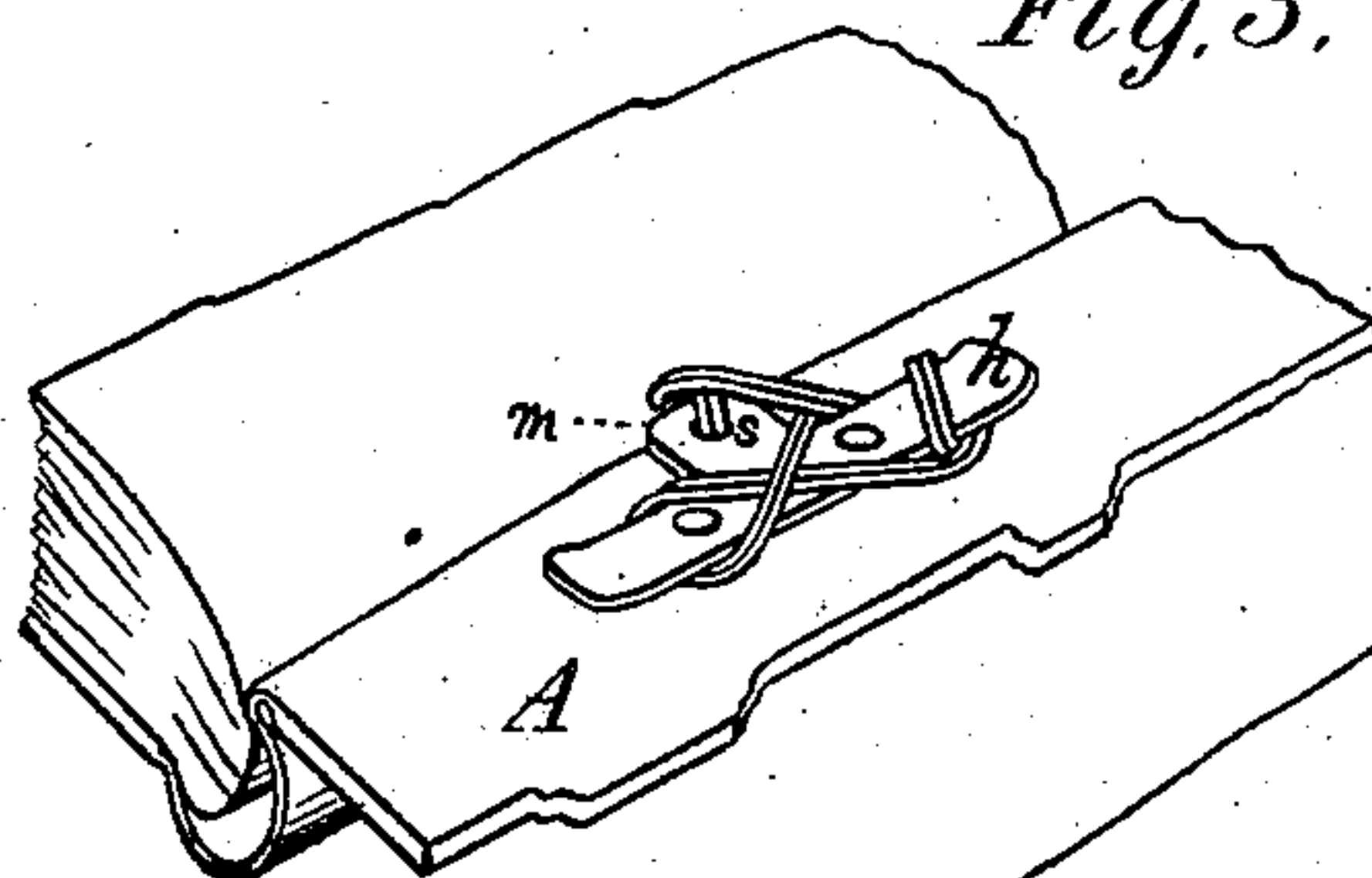
G. W. EMERSON.  
TEMPORARY BINDER.

No. 189,203.

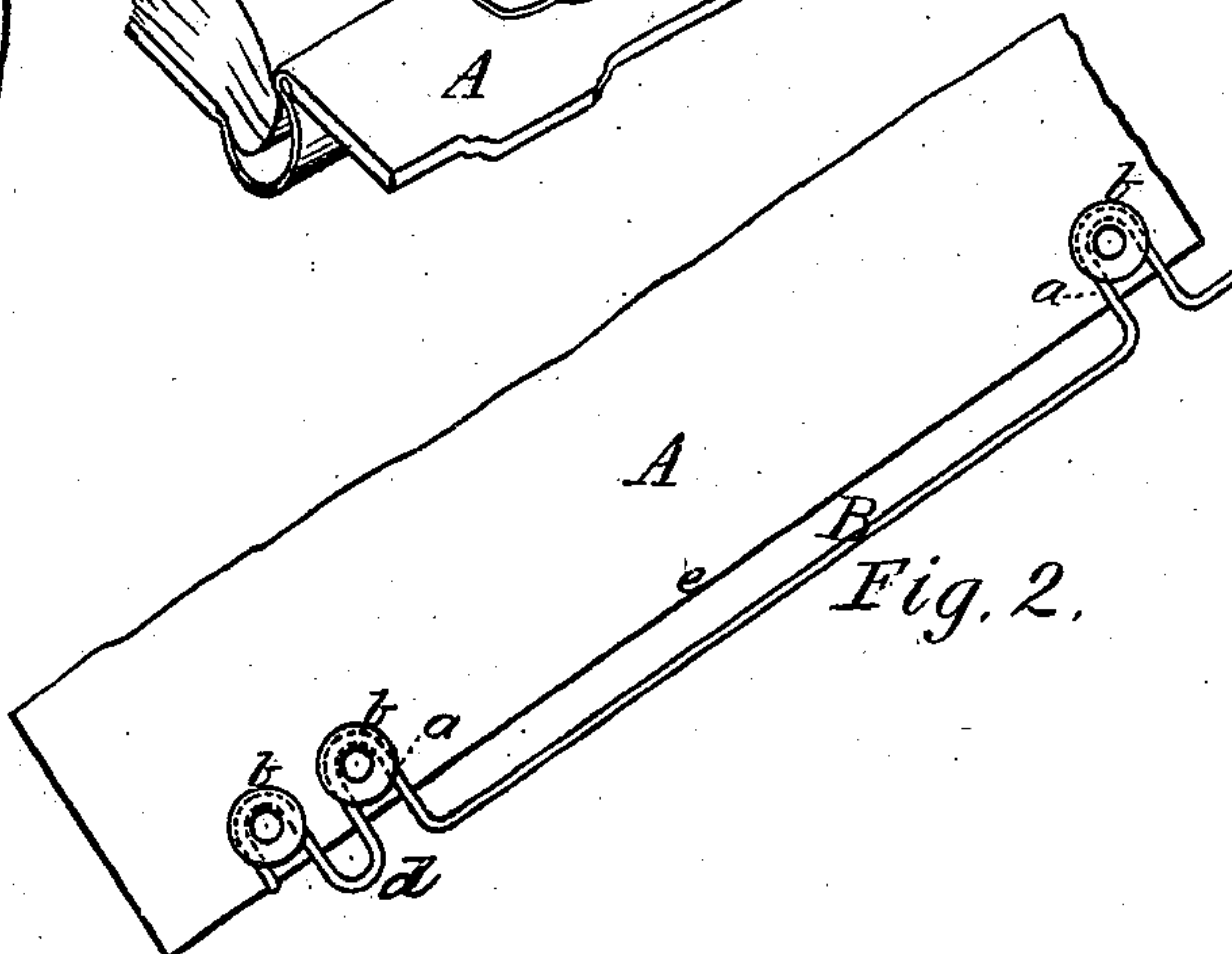
Patented April 3, 1877.




*Fig. 1.*



*Fig. 3.*



*Fig. 2.*



*Fig. 4.*

WITNESSES

*Villette Anderson,*  
*Walter C. Masi*

INVENTOR

*George W. Emerson,*  
*by E. W. Anderson,*  
ATTORNEY.

# UNITED STATES PATENT OFFICE.

GEORGE W. EMERSON, OF PHILADELPHIA, PENNSYLVANIA.

## IMPROVEMENT IN TEMPORARY BINDERS.

Specification forming part of Letters Patent No. **189,203**, dated April 3, 1877; application filed February 3, 1877.

*To all whom it may concern :*

Be it known that I, GEORGE W. EMERSON, of Philadelphia, in the county of Philadelphia and State of Pennsylvania, have invented a new and valuable Improvement in Book Binding and Filing; and I do hereby declare that the following is a full, clear, and exact description of the construction and operation of the same, reference being had to the annexed drawings, making a part of this specification, and to the letters and figures of reference marked thereon.

Figure 1 of the drawings is a representation of an open view of the file-covers, showing the attachments. Fig. 2 is a plan view, showing the binding-wire and eyelets. Fig. 3 is a perspective view, showing the belaying-cleat. Fig. 4 is a transverse section.

This invention has relation to means for filing newspapers and pamphlets, or providing the same with covers; and it consists in the novel construction, in connection with looped binding-wires extending along the inner edges of the leaves of the cover, of loops and cleats for the attachment of the ends of the fastening-thread, which is passed through the fold or back of the newspaper or pamphlet, as hereinafter shown and described.

In the accompanying drawings, the letter A designates the leaves of the cover or binder. B represents an edge binding-wire, which extends along the inner margin of each leaf of the cover, and is bent in loops *a*, which extend upon the margin of the leaf, and serve for the attachment of rivets or eyelets *b*, whereby the wire is secured to the leaf. The binding-cloth *c* is then put on, covering the wires and loops and connecting the leaves.

A loop, *d*, of the binding-wire is formed to project over the margin *e* of the leaf, and is, therefore, in the reverse position when compared with the loops *a*. One of these loops is arranged near each end of the binding-wire,

as shown, and is designed to serve as a means of securing a thread fastening to the cover-leaf. Usually one of the leaves is provided with cleats or oblong metallic plates *h*, which are riveted thereto at each end, the rivets passing through the loops *b b* of the binding-wire referred to, and being fastened or headed on the surface of the cleat and back of the binding. On the opposite leaf or lid eyelets *k* are let into the wire loops *d*. A pamphlet or newspaper, being placed between the lids, is secured thereto by means of a needle and thread. The end of the latter being fastened to the eyelet *k*, the thread is carried through the newspaper or pamphlet which is to be filed, and fastened by belaying it around the ends of the cleat. Sometimes I prefer to provide the cleat with an arm, *m*, projecting over the margin of the lid, and having an eye or aperture, *s*, to which the end of the thread may be fastened.

The binding-wire illustrated in the drawings is similar to that described in my application for Letters Patent now before the United States Patent Office, and is not, therefore, broadly claimed herein.

What I claim as new, and desire to secure by Letters Patent, is—

The improved file or temporary binder herein described, consisting of opposite lids each having a marginal wire bent to form projecting loops *d* and reversed loops *b*, and in connection with said loops, respectively, eyelets and belaying-cleats forming fastenings for the filing-thread, substantially as specified.

In testimony that I claim the above I have hereunto subscribed my name in the presence of two witnesses.

GEO. W. EMERSON.

Witnesses:

ÉMILE L. PERDRIAUX,  
HENRY MACTIER.