

J. EBERHARD.

BAG-HOLDER.

No. 189,202.

Patented April 3, 1877.

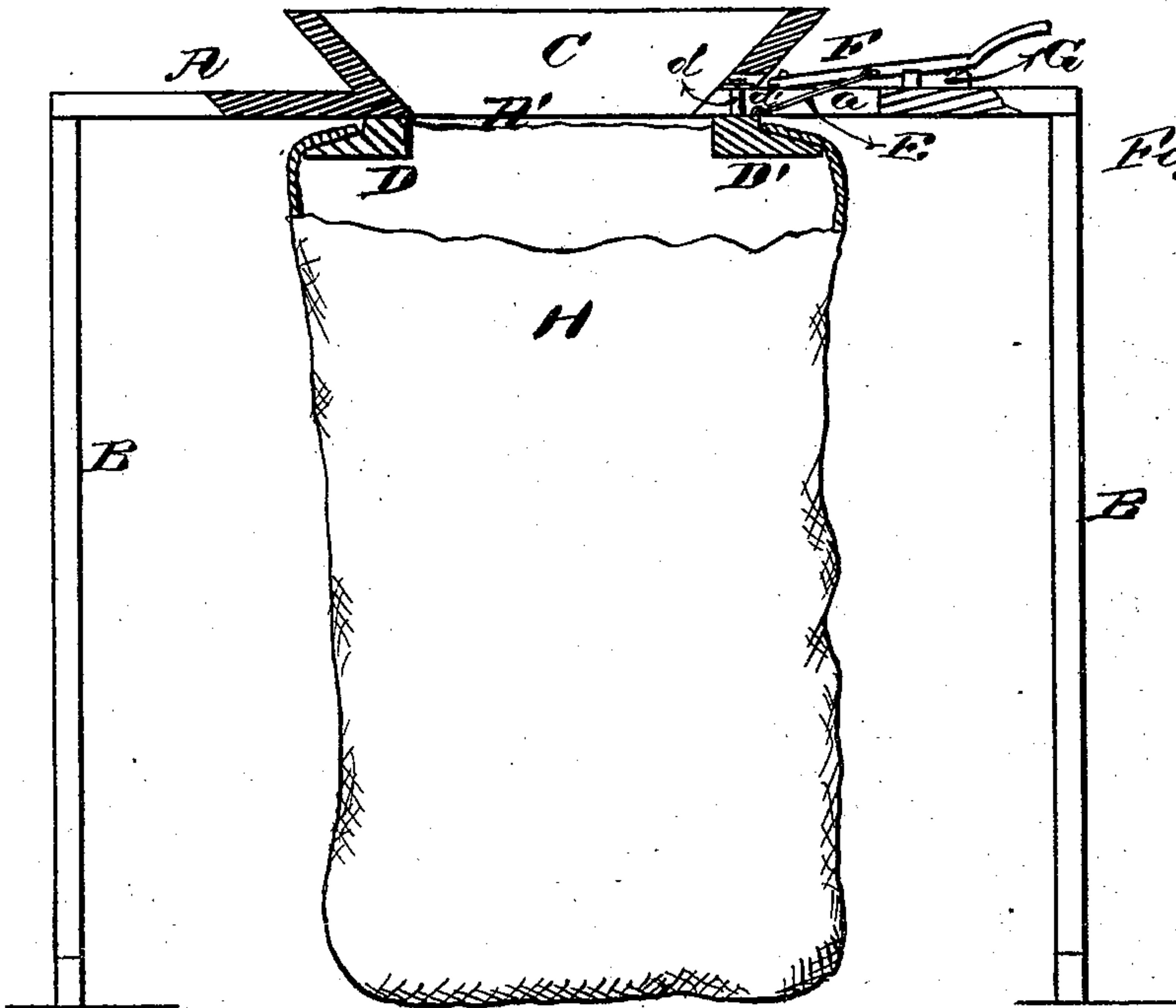


Fig. 1.

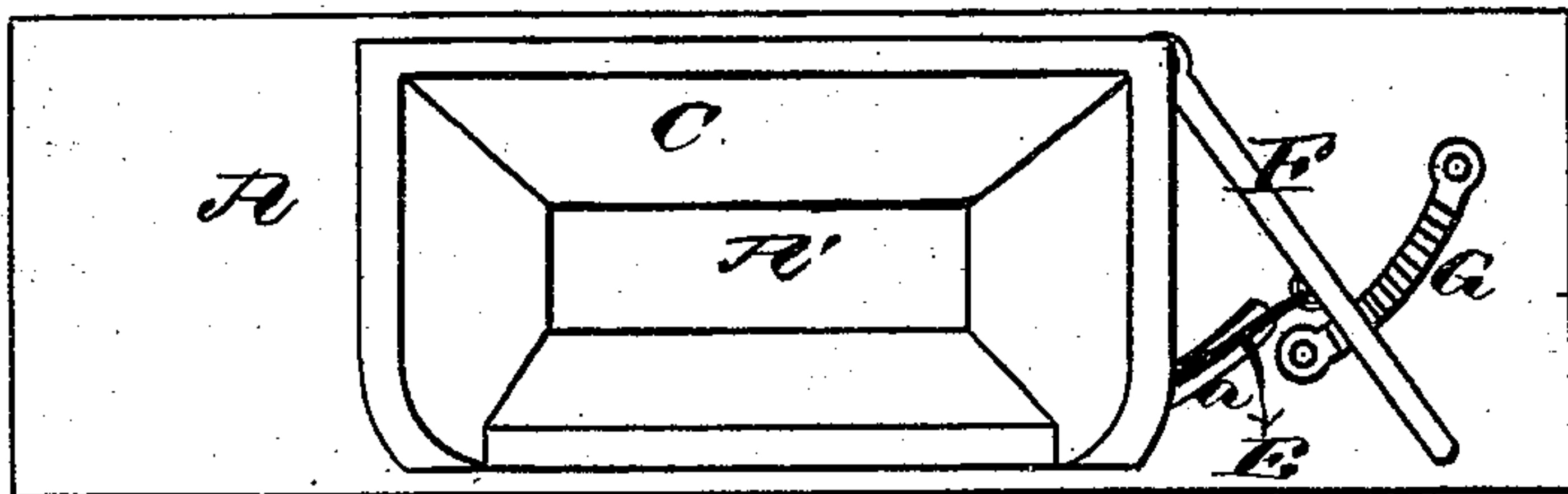


Fig. 2.

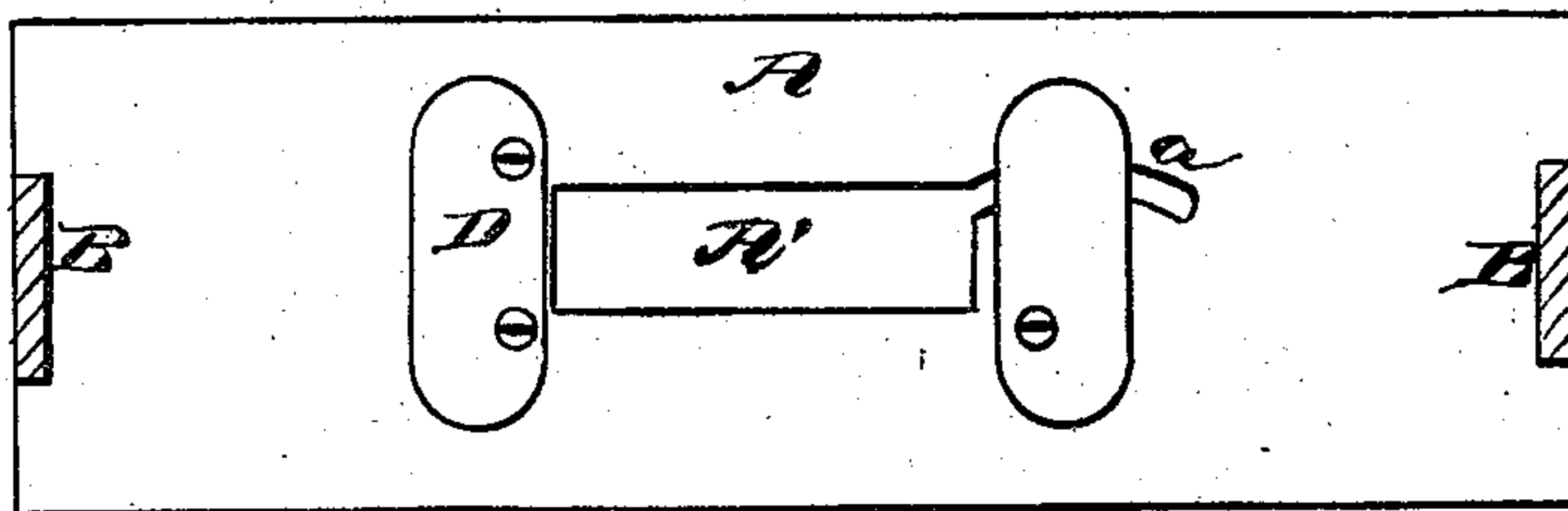


Fig. 3.

WITNESSES  
*E. H. Bates*  
*George E. Upham*

INVENTOR  
*Josiah Eberhard.*  
*Gilmore, Smith & Co.*

ATTORNEYS.

# UNITED STATES PATENT OFFICE.

JOSIAH EBERHARD, OF BURR OAK, MICHIGAN.

## IMPROVEMENT IN BAG-HOLDERS.

Specification forming part of Letters Patent No. **189,202**, dated April 3, 1877; application filed February 3, 1877.

*To all whom it may concern:*

Be it known that I, JOSIAH EBERHARD, of Burr Oak, in the county of St. Joseph and State of Michigan, have invented a new and valuable Improvement in Bag-Holders; and I do hereby declare that the following is a full, clear, and exact description of the construction and operation of the same, reference being had to the annexed drawings, making a part of this specification, and to the letters and figures of reference marked thereon.

Figure 1 of the drawings is a representation of a central vertical section of my bag-holder. Fig. 2 is a plan view thereof; and Fig. 3 is a bottom view of the same.

This invention relates to devices for holding bags, while the same are being filled; and the object of said invention is to provide convenient means for attaching and detaching the same. To accomplish this object I employ a fixed button in combination with a movable button and devices for adjusting and locking the latter.

In the accompanying drawing, A designates a table or platform supported upon two standards, B B, and provided with a hopper, C, which rests upon said table above a broad slot or opening, A', made therein. At one end of said opening a long cleat or button, D, is fixed to the under side of said platform or table, and at the opposite end of said opening a similar button or cleat, D', is arranged facing said fixed button D. Said button D' is pivoted at one end to the under side of table or platform A, and the other or free end of said cleat D' is provided with a vertical guide-stud, *d*, which works in a curved slot, *a*, of table A. Near the base of said stud I attach a small ring or staple, *d'*, from which a cord, wire, or rod, E, extends to a horizontally-vibrating adjusting-bar, F, which is pivoted at one end on top of said table A. Said bar

works over and engages with the teeth of a segmental rack, G, which is fixed on the top of said table A. By means of said cord, adjusting-bar, and locking-rack the said button D' may be adjusted upon its pivot, and locked at any point of said adjustment. H designates a bag suspended by said cleats D D', the mouth being held open by the same for filling.

To attach said bag, adjust cleat or button D' upon its pivot toward cleat or button D. Then slip the mouth of the bag from below over said cleats. Then adjust the pivoted button D' backward till the mouth of said bag is drawn open and taut, and hold it in such position by the locking devices described. The bag is then filled through hopper C and opening A'. To remove the bag, after filling, reverse the operation above described.

The movable button D' may be arranged to slide backward and forward in a slot or guideway instead of pivoting it, and various other modifications may be made in the devices shown without departing from the spirit and scope of my invention. For instance, any suitable form of adjustable hook or catch may be substituted for segmental rack G; but I prefer the arrangement, construction, and combination shown.

What I claim as new, and desire to secure by Letters Patent, is—

The combination of table A, having curved slot *a*, with adjusting-bar F, rack G, cord E, guide-stud *d*, pivoted button D', and fixed button D, substantially as and for the purpose set forth.

In testimony that I claim the above I have hereunto subscribed my name in the presence of two witnesses.

JOSIAH EBERHARD.

Witnesses:

R. W. TRUSSELL,  
EDWIN F. PLANT.