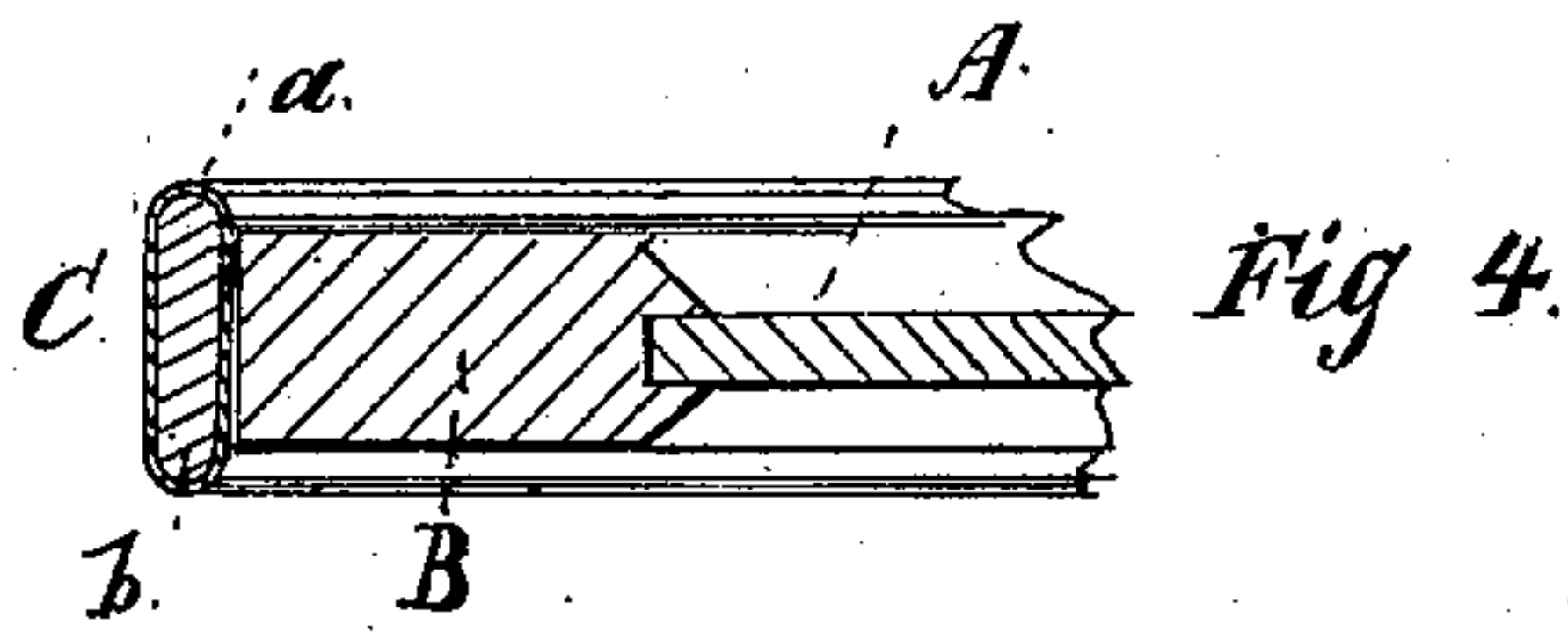

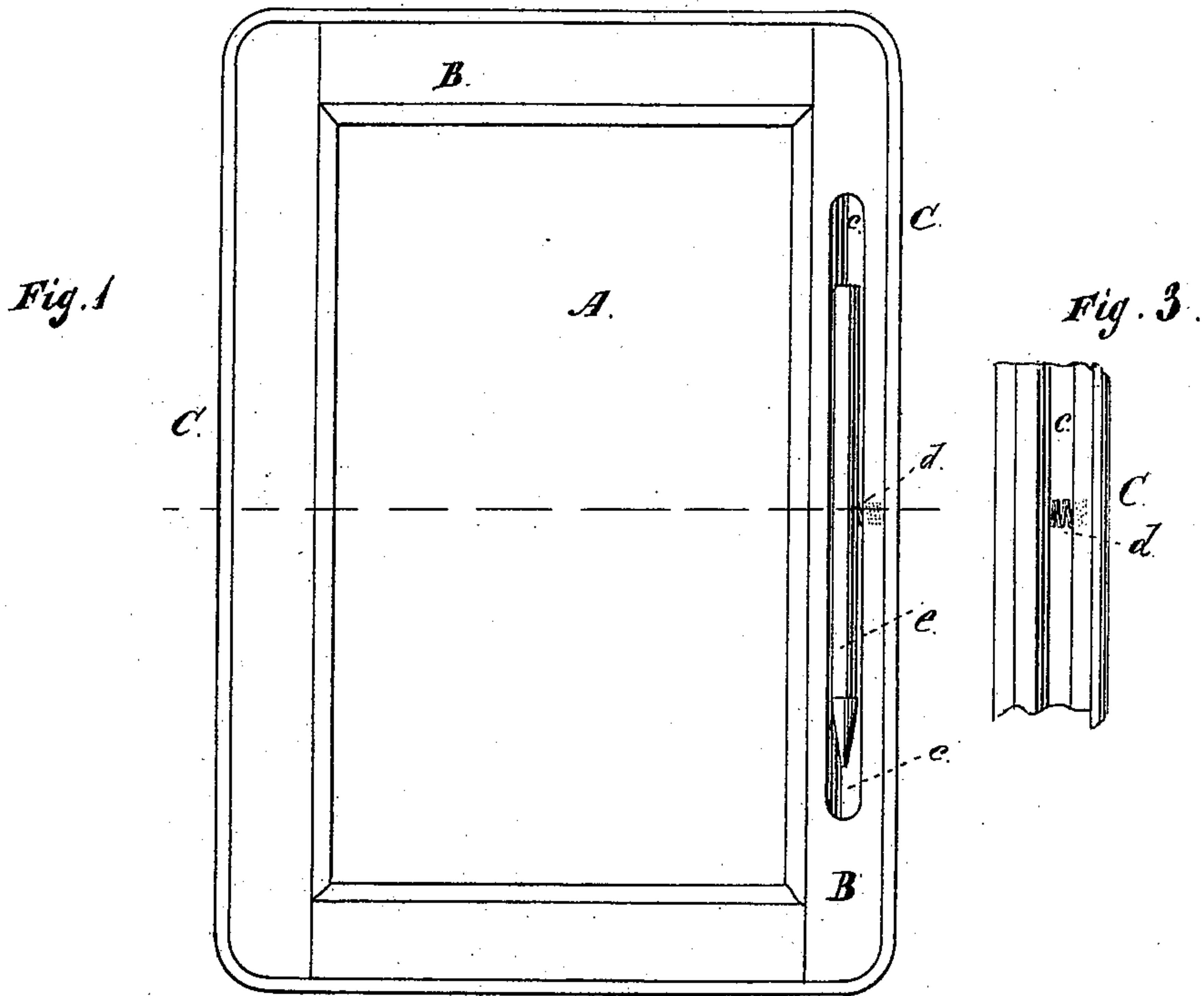


F. W. MALLET.

SLATE.

No. 189,118.

Patented April 3, 1877.



Witnesses:

Heinrich J. Bruns.  
O. W. Bond

Inventor:

F. W. Mallet

# UNITED STATES PATENT OFFICE.

FRANCIS W. MALLETT, OF CHICAGO, ILLINOIS, ASSIGNOR TO ALFRED H. ANDREWS, HERBERT L. ANDREWS, AND THOMAS S. HAYDEN, OF SAME PLACE.

## IMPROVEMENT IN SLATES.

Specification forming part of Letters Patent No. **189,118**, dated April 3, 1877; application filed August 28, 1876.

*To all whom it may concern:*

Be it known that I, FRANCIS W. MALLETT, of the city of Chicago, Cook county, State of Illinois, have invented new and useful Improvements in Slates, of which the following is a full description, reference being had to the accompanying drawings, in which—

Figure 1 is a plan view, Fig. 2 a vertical section. Figs. 3 and 4 are details.

My invention consists in providing the edge of a slate-frame with an improved device for the purpose of preventing noise, as more fully hereinafter described.

In the drawings, A represents a slate; B, the slate-frame. To the outer edge of the frame I secure a strip of material, C, extending entirely around the frame, and projecting both above and below the same, for the purpose of preventing noise, as shown in Fig. 2. This strip C may conveniently be made from a strip of elastic or somewhat elastic material, *a*, covered with a piece of flannel, *b*, or other similar material. The strip C may be secured to the slate-frame by means of tacks inserted through the material *a* before the flannel *b* is applied. The flannel may be glued to *a* and over the heads of the tacks. The strip, completed in this way, can be secured to the edges of the slate-frame by means of glue, and by

driving the said tacks into the frame, thus permanently and effectually securing the strip C to the frame.

The heads of the tacks will be covered, so that they cannot come in contact with the furniture.

*c* is a groove or recess, made in one side of the frame, large enough to receive a pencil. *d* is a coil-spring, placed in a hole in the edge of the frame. The spring extends into the recess some distance, and comes in contact with the pencil *e*.

The pencil, when not in use, can be placed in the recess *c*, being pressed down by the side of the spring, and the spring coming in contact with the pencil will hold it so that it cannot be removed except by the use of a little force.

What I claim as new, and desire to secure by Letters Patent, is as follows:

A slate-frame, B, in combination with a strip, C, secured to the outside edge thereof, and projecting beyond the frame upon both side faces, substantially as and for the purpose specified.

FRANCIS W. MALLETT.

Witnesses:

O. W. BOND,  
L. L. BOND.