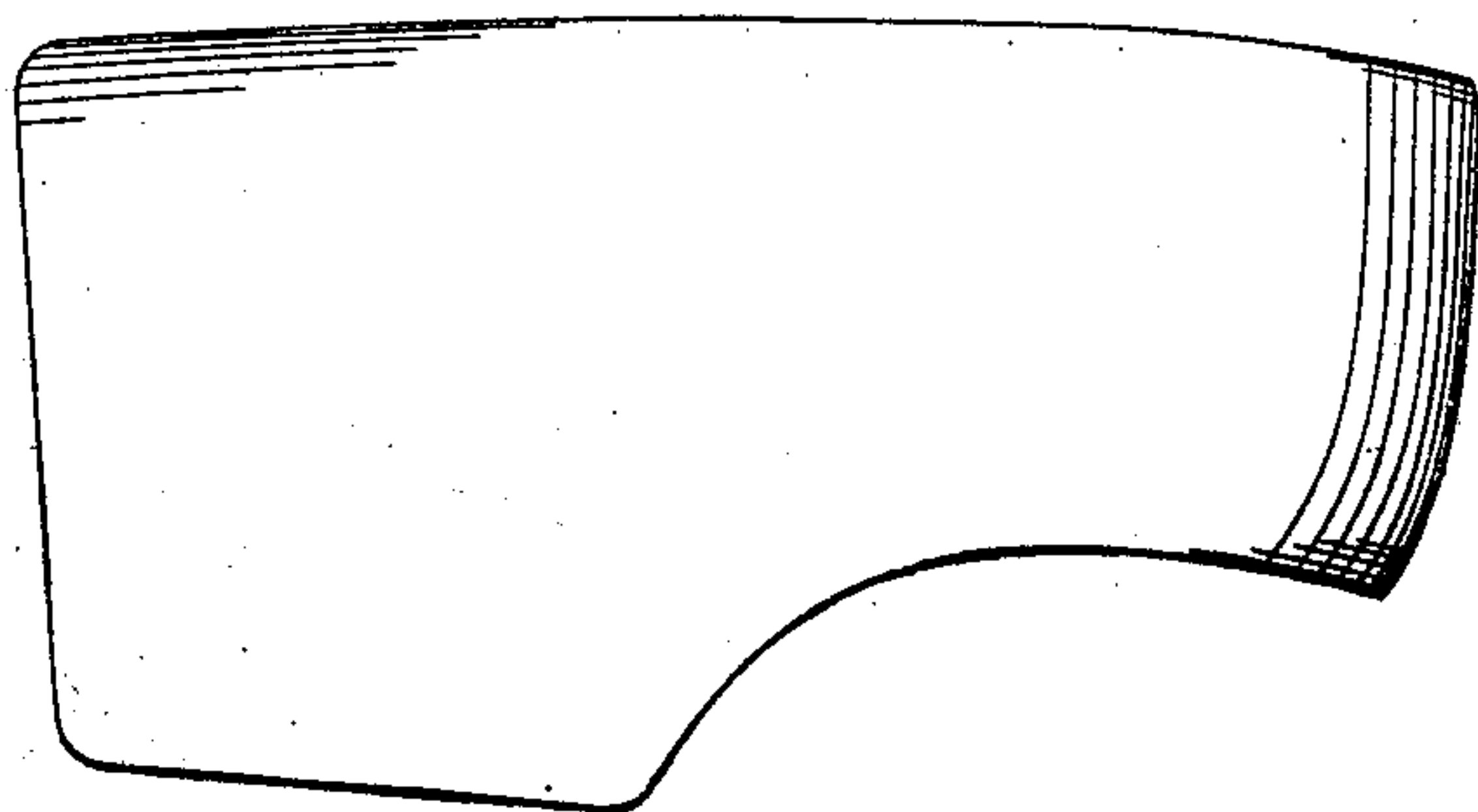


J. M. LARSH.  
AX-HELVE SHIELD.

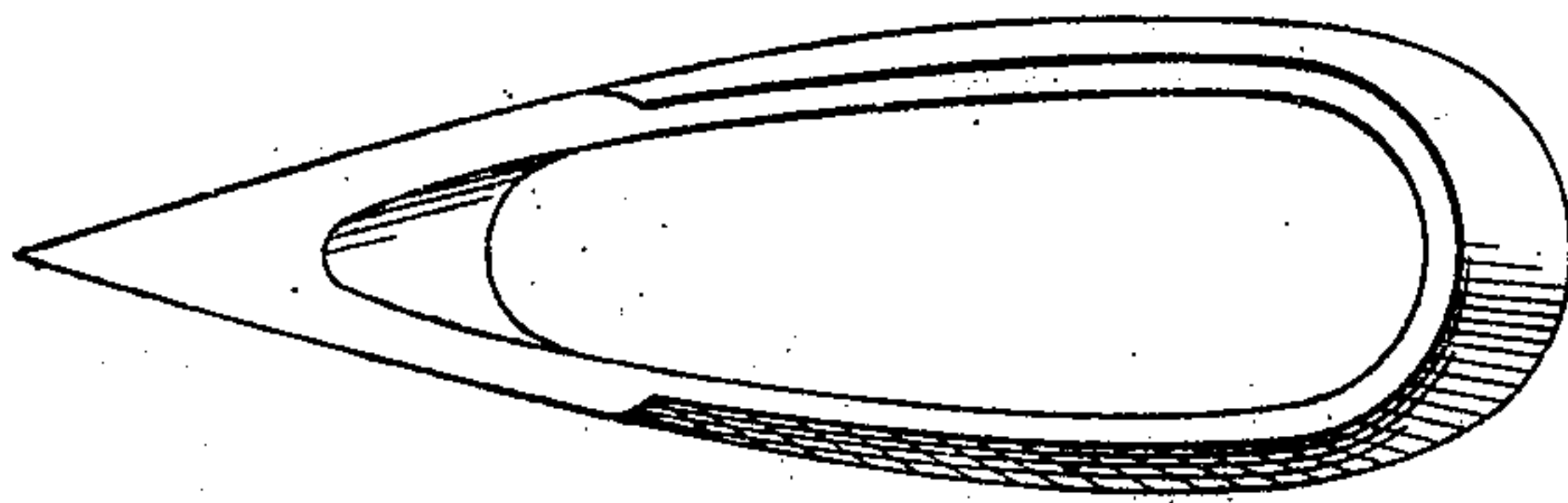
No. 189,109.

Patented April 3, 1877.

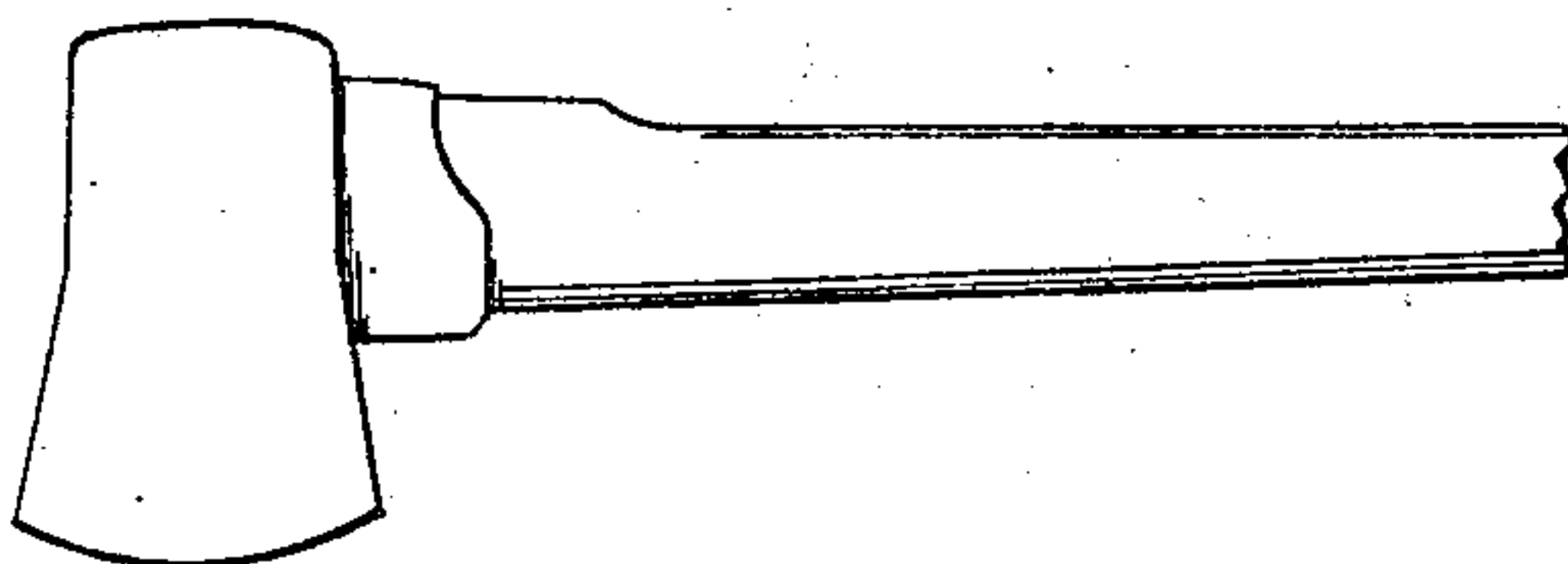
*Fig. 1.*



*Fig. 2.*



*Fig. 3.*



Witnesses;  
James E. Lee  
H. R. Fissley

Inventor;  
John M. Larsh.

# UNITED STATES PATENT OFFICE.

JOHN M. LARSH, OF CRAWFORDSVILLE, INDIANA.

## IMPROVEMENT IN AX-HELVE SHIELD.

Specification forming part of Letters Patent No. **189,109**, dated April 3, 1877; application filed March 12, 1877.

*To all whom it may concern :*

Be it known that I, JOHN M. LARSH, of Crawfordsville, in the county of Montgomery and State of Indiana, have invented an Ax-Helve Shield and Supplemental Bit for Axes, of which the following is a specification :

My invention relates to shielding ax-handles at their point of connection with the eye of the ax, and adding a reserve effect to the force of the ax, however used; the object being to prevent the handle from being bruised and splintered, and increase the efficiency of the ax by a device with a sharpened edge set on the handle next the ax, in manner to serve as a supplemental bit.

Figure 1 is a side elevation of the instrument or shield. Fig. 2 is an end elevation. Fig. 3 is a representation of the shield set on the ax-handle, with the ax as when in use.

The shield is constructed in one piece, which may be of steel or any other metal or composition of metals suitable for the purpose of the invention, with an eye through it for the purpose of attachment to an ax-handle, and of shape similar to the representation in Figs.

1 and 2 of the annexed drawings; or the shape may be varied as the taste of the manufacturer may dictate, not destroying its applicability to the purposes stated above.

In size the shield may be four inches from the top to the lower edge, and an inch and a half in width across the part over the eye, and two inches across the part under the eye; or, in manufacture, it may be varied to correspond with the size of the ax and ax-handle to which it may be desired to apply it. The eye of the shield may be of capacity suitable to the ax and ax-handle to which application may be made. The shield is put on the handle above and next to the ax, as shown in Fig. 3 of the annexed drawing.

I claim—

As an article of manufacture, the ax-helve shield having an edge forming a supplementary bit, substantially as described and shown.

JOHN M. LARSH.

Witnesses:

JAS. LEE,  
H. R. TINSLEY.