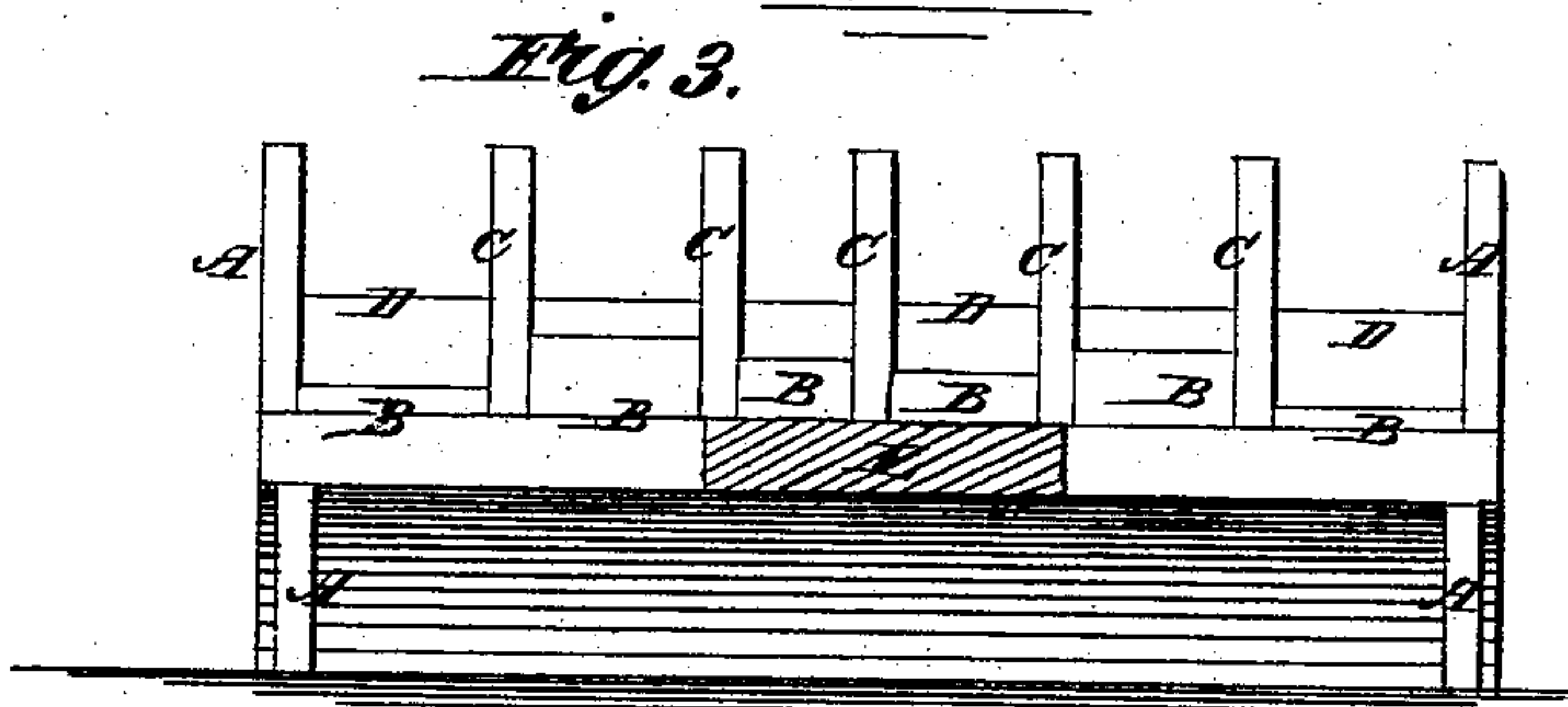
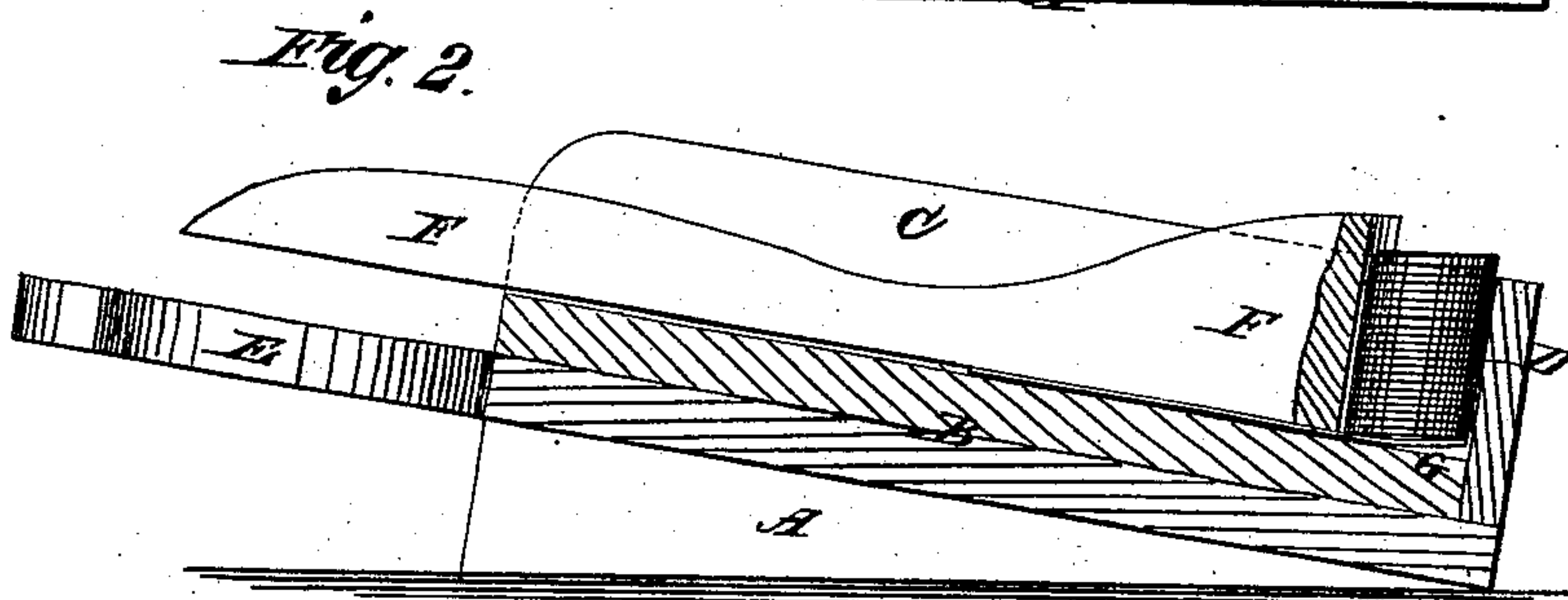
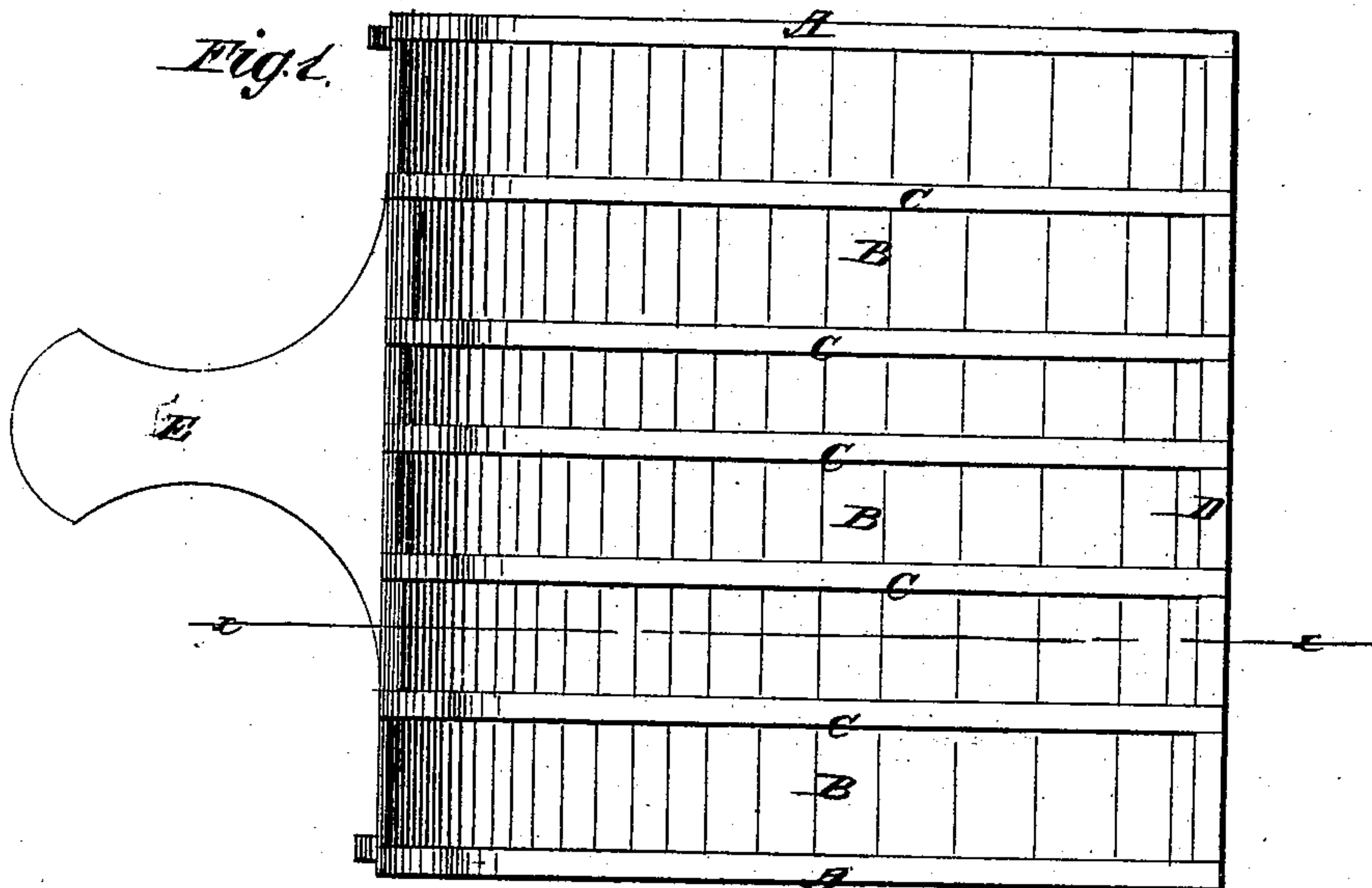


A. A. HYDE.
COIN-TRAY.

No. 189,101.

Patented April 3, 1877.



WITNESSES:

Francis McArthur.
J. H. Scarborough.

INVENTOR:

A. A. Hyde.
BY *Mumford*
ATTORNEYS.

UNITED STATES PATENT OFFICE.

ALBERT A. HYDE, OF WICHITA, KANSAS.

IMPROVEMENT IN COIN-TRAYS.

Specification forming part of Letters Patent No. **189,101**, dated April 3, 1877; application filed February 10, 1877.

To all whom it may concern:

Be it known that I, ALBERT A. HYDE, of Wichita, in the county of Sedgwick and State of Kansas, have invented a new and useful Improvement in Coin-Trays, of which the following is a specification:

Figure 1 is a top view of my improved tray. Fig. 2 is a vertical section of the same, taken through the line *x x*, Fig. 1. Fig. 3 is a rear view of the same, the handle being cut off.

Similar letters of reference indicate corresponding parts.

The object of this invention is to furnish an improved tray for the use of bankers and others using large quantities of coin, to enable them to have the coin in a convenient shape, and to facilitate the removal of the coin from the tray when desired.

The invention will first be described in connection with the drawing, and then pointed out in the claim.

A represents the sides of the tray, which are attached to the side edges of the bottom B, and the lower parts of which project below said bottom to serve as feet, and are so formed as to give the bottom B a slight forward inclination, to prevent the coin from falling out at the open rear side. The interior of the tray is divided into compartments by vertical partitions C, which are attached to the bottom B and the front D. The partitions C are so ar-

ranged that the compartments may correspond in width with the diameter of the coins to be placed in them. The bottom B of the tray is graduated or made of different thicknesses, so that each pile of coin, when made level with the top of the tray, may contain even dollars, and may thus prove the count or render the counting of the full piles unnecessary. E is the handle, which is formed upon or attached to the rear edge of the bottom B for convenience in handling the tray. F is a lifter for removing the piles of coin from the compartments of the tray. The forward end of the lifter F is concaved to rest against the side of a pile of coin, and to the lower edge of the forward end of said coin-lifter is attached a thin metal plate, G, to be slipped beneath a pile of coin, so that the whole pile of coin may be removed at once when desired.

Having thus described my invention, I claim as new and desire to secure by Letters Patent—

A coin-tray consisting of sides A, bottom B, partitions C, front D, and handle E, the sides projecting at an acute angle below the bottom, as and for the purpose specified.

ALBERT A. HYDE.

Witnesses:

H. T. KRAMER,
SOL. H. KOLM.