

N. EVANS.  
LACING BOOTS AND SHOES.

No. 189,027.

Patented April 3, 1877.



FIG. 1.

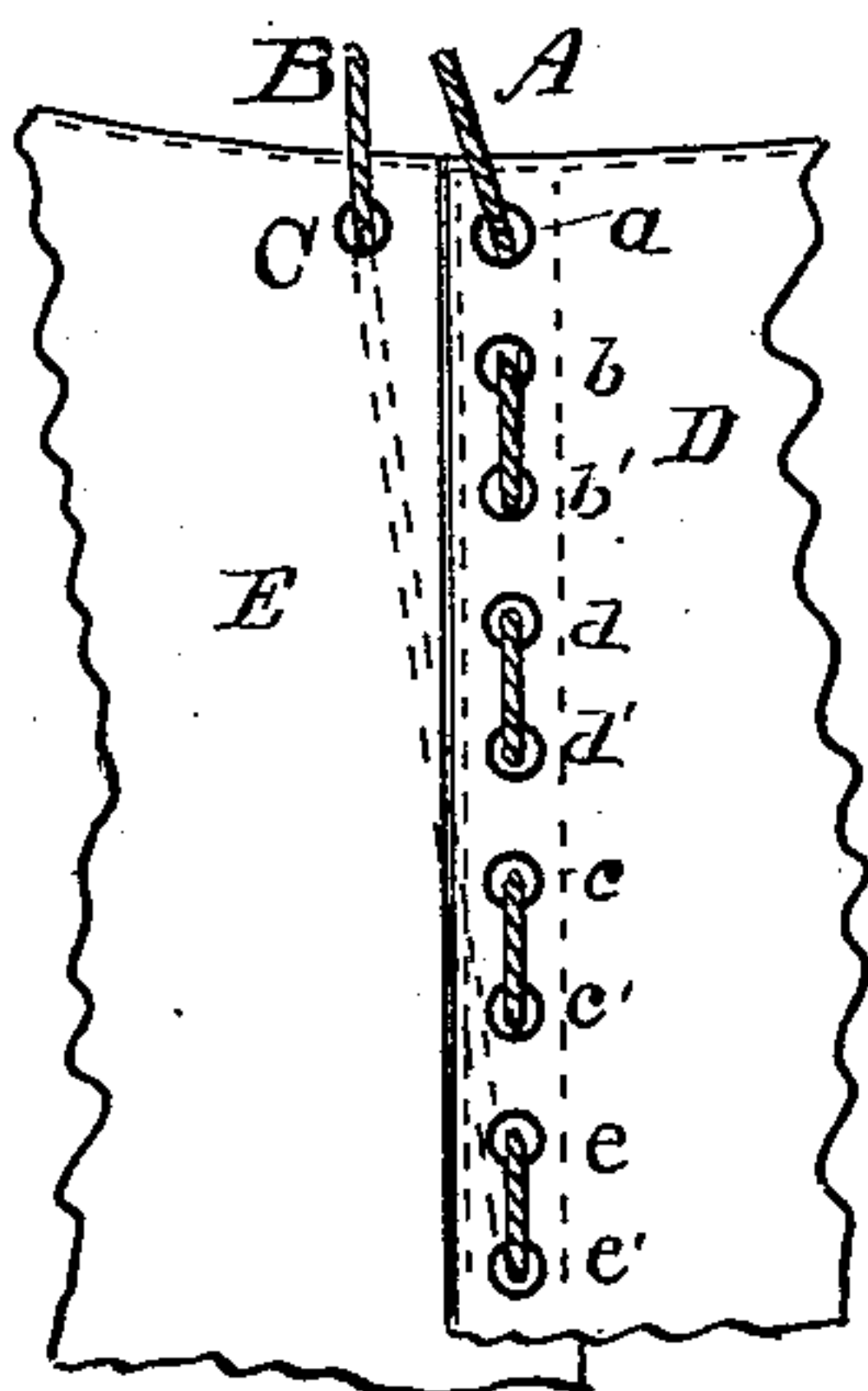


FIG. 2.

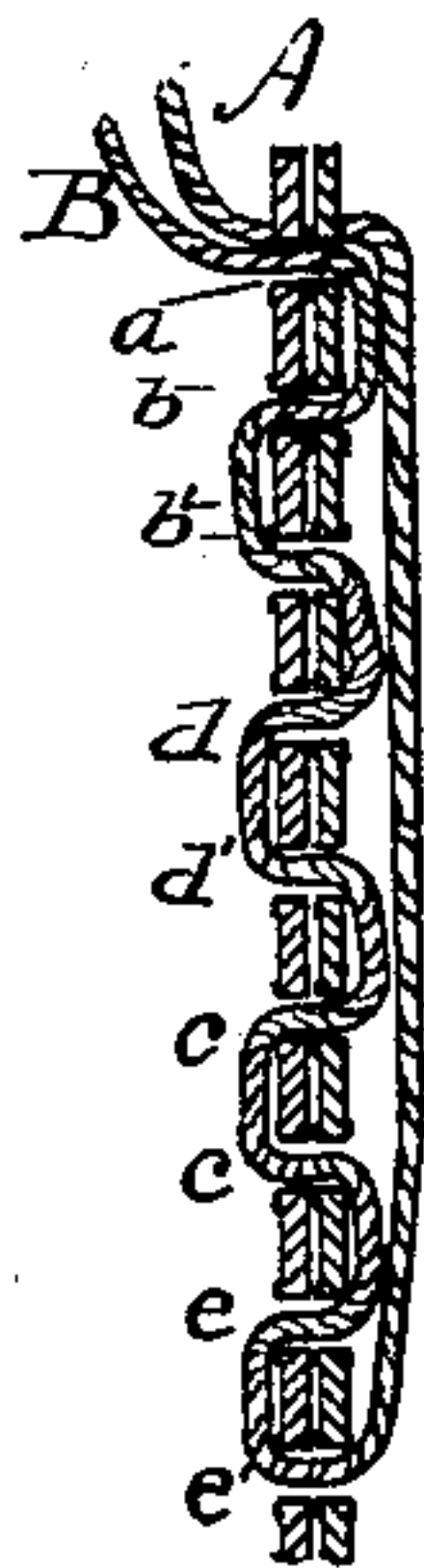


FIG. 3.

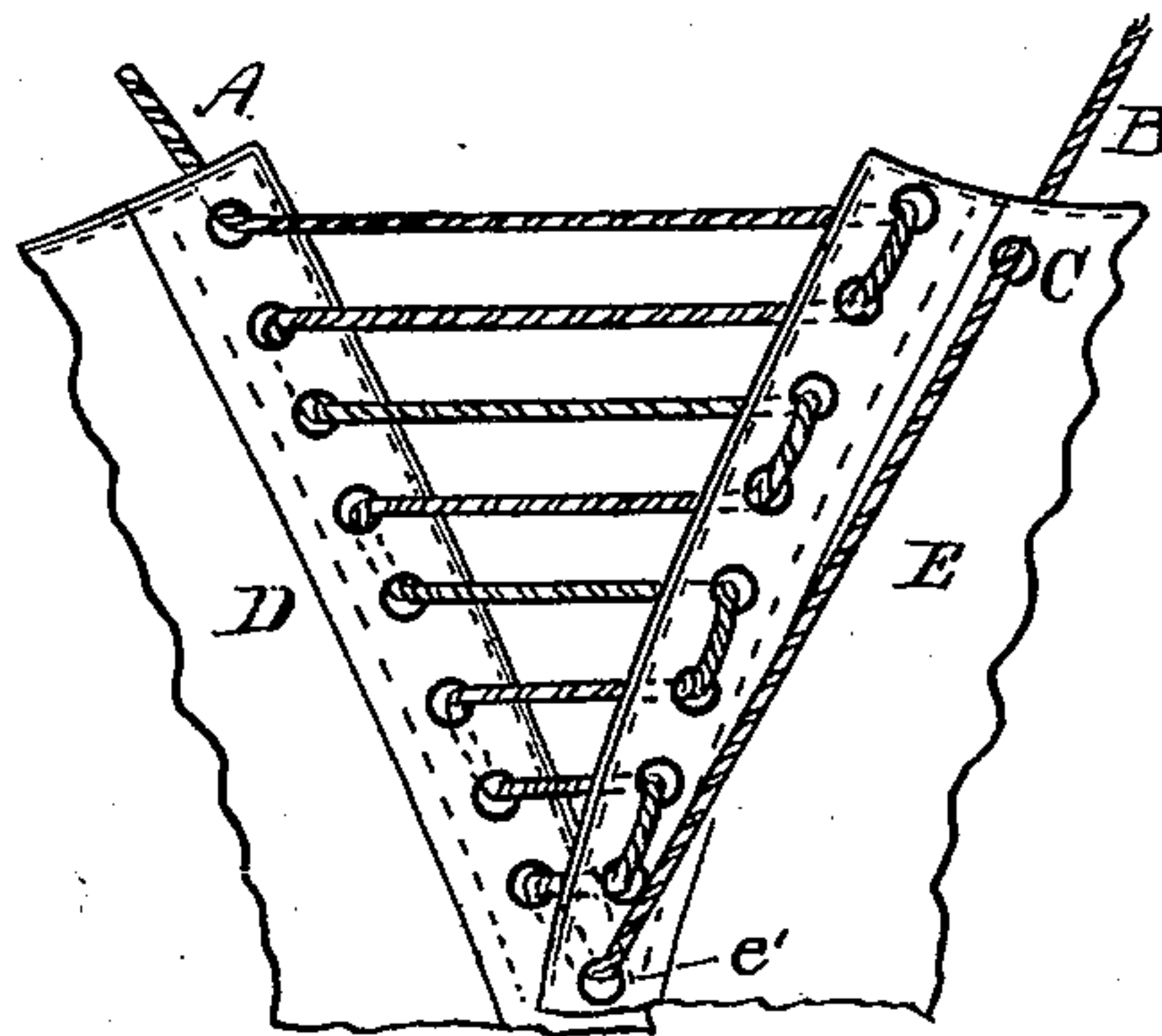


FIG. 4.

WITNESSES

*William Edison*  
*Frank G. Parker*

INVENTOR

*Nathaniel Evans*

# UNITED STATES PATENT OFFICE.

NATHANIEL EVANS, OF BOSTON, MASSACHUSETTS, ASSIGNOR OF ONE-HALF HIS RIGHT TO EDWIN S. FISHER, OF SAME PLACE.

## IMPROVEMENT IN LACING BOOTS AND SHOES.

Specification forming part of Letters Patent No. 189,027, dated April 3, 1877; application filed February 17, 1877.

*To all whom it may concern:*

Be it known that I, NATHANIEL EVANS, of Boston, in the county of Suffolk and State of Massachusetts, have invented a new and useful Improvement in the Mode of Lacing Boots, Shoes, &c., of which the following is a specification:

The nature of my invention consists in lacing a boot or shoe, in which the parts of the vamp over and underlie each other, by means of a single lace which so passes through the holes that the upper loop lies entirely upon the upper lap, while the lower loop lies entirely against the lower lap, and the end of the lace that passes through the lower holes is returned inside of the shoe to an extra hole made in the vamp near the top, and passing through this hole is tied to the other end of the lace.

Figure 1 represents a shoe provided with my lacing. Fig. 2 shows that part of the vamp to which my lacing is attached, the lacing being drawn up. Fig. 3 is a section through the same. Fig. 4 shows the same from the inside of the shoe, the lacing being open.

This lacing may be applied to the front, sides, or back of a shoe or boot.

In the drawings I have represented it as applied to the side.

Let D and E indicate the parts of the vamp. These parts are provided with holes at *a*, *b* *b'*, *d*, &c., so arranged that the set of holes in one part coincide with those of the other part. C is an additional hole made in the part E, the use of which will be explained below.

To lace this shoe I proceed as follows: One end of the lace is put through the hole C, then carried down on the inside to the lower holes *e'*; then it is run in and out through the holes *e*, *c* *c'*, *d'* *d*, *b'* *b*, &c., until it passes out through the highest holes *a*, as shown in Fig. 3.

To fasten this lace, it is only necessary to tie the ends, as shown in Fig. 1.

To loosen the lacing, I have only to untie and then pull the two parts D and E of the vamp apart, as shown in Fig. 4.

Having now described the construction and operation of my invention, what I desire to secure by Letters Patent is the following:

A shoe provided with lacing-holes along the two edges of the opening, one set of holes being coincident with the other set, together with an auxiliary hole at one side, as shown, all adapted to receive a lacing, substantially as shown and described.

NATHANIEL EVANS.

Witnesses:

FRANK G. PARKER,  
WILLIAM EDSON.