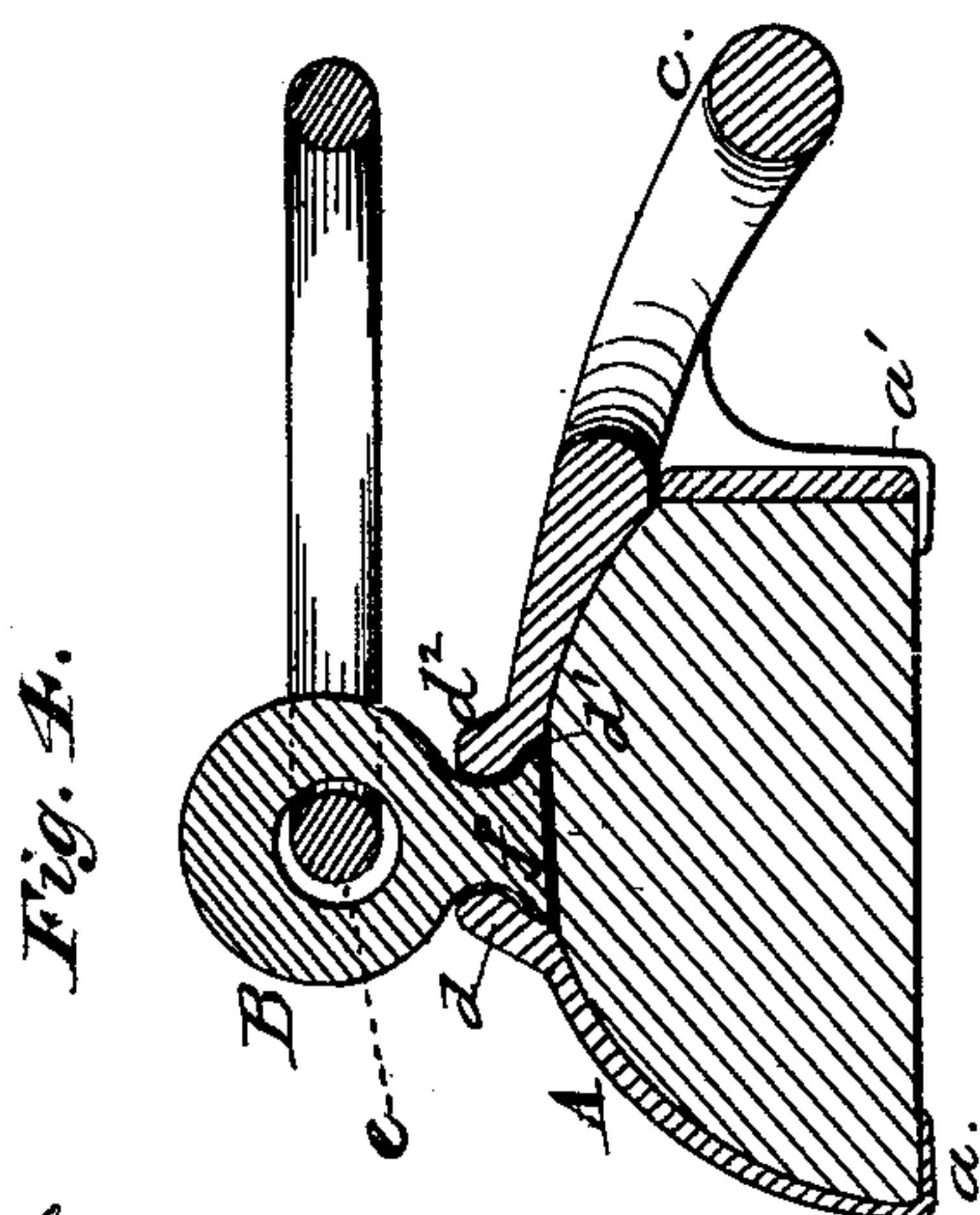
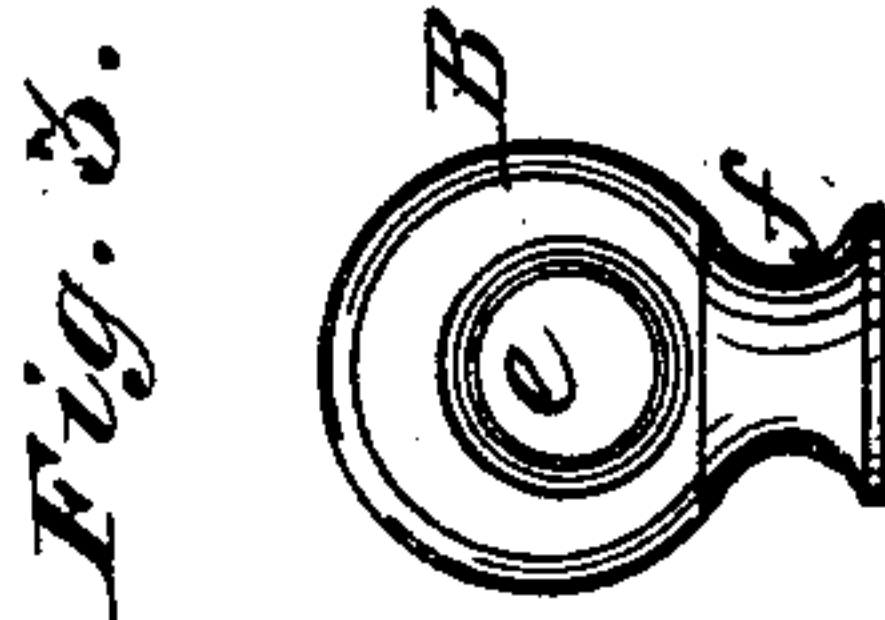
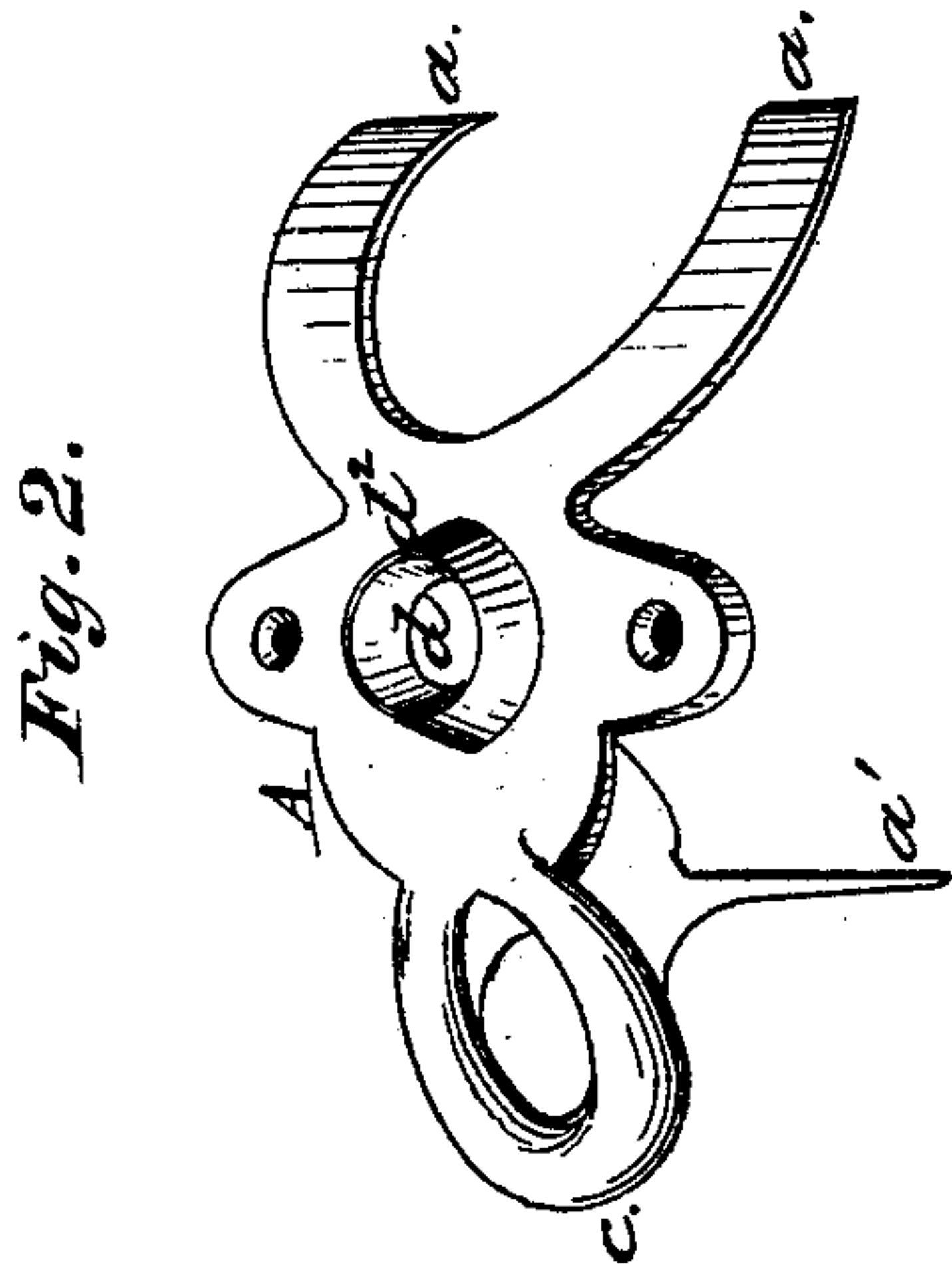
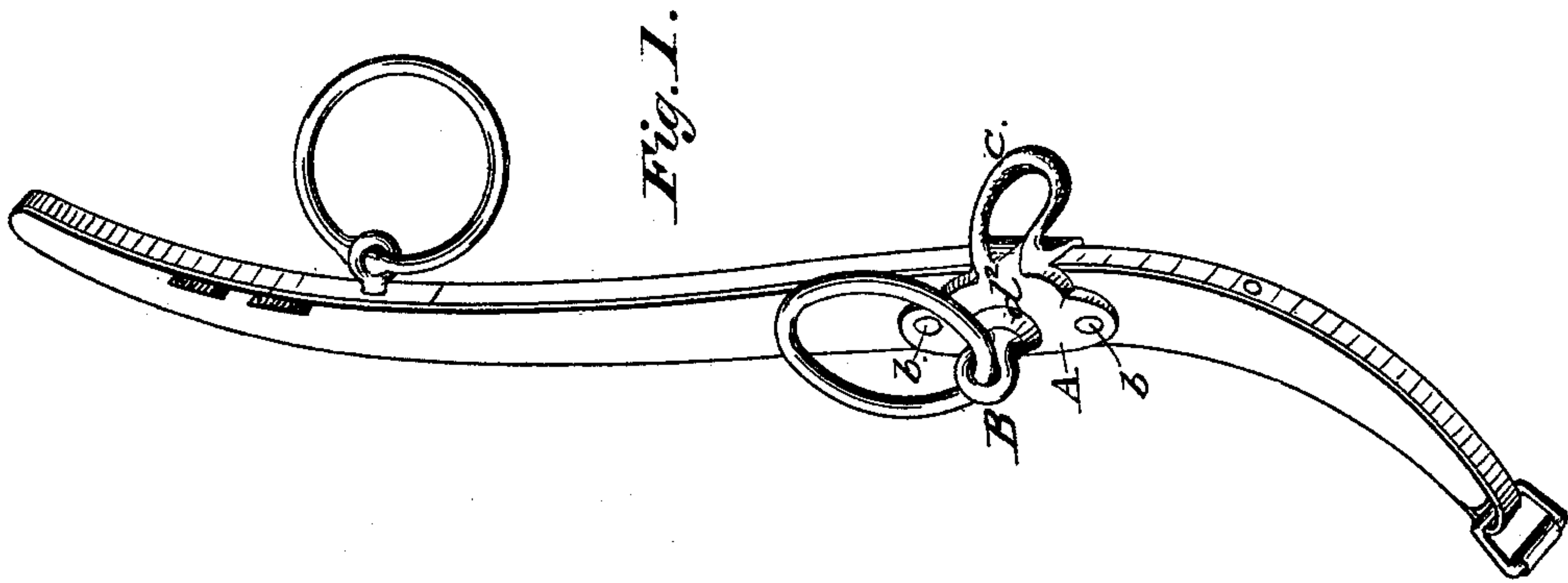


J. ROBBINS.

HOLDBACK ATTACHMENTS FOR HAMES.

No. 188,955.

Patented March 27. 1877.



Witnesses:

J. A. Rutherford
Floyd Norris.

Inventor:

Julius Robbins
by Johnson & Johnson
Attys

UNITED STATES PATENT OFFICE.

JULIUS ROBBINS, OF AUBURN, NEW YORK.

IMPROVEMENT IN HOLDBACK ATTACHMENTS FOR HAMES.

Specification forming part of Letters Patent No. **188,955**, dated March 27, 1877; application filed February 21, 1877.

To all whom it may concern:

Be it known that I, JULIUS ROBBINS, of Auburn, in the county of Cayuga and State of New York, have invented certain new and useful Improvements in Holdback Attachments for Hames, of which the following is a specification:

In the manufacture of the wooden hames in use prior to my invention, it was customary to mortise through the side of the hame for the loop which receives the tug-clip, and also to mortise for the holdback-staple through the front side of the hames, which method of construction very frequently caused the hames to be broken, and was a serious element of weakness. It was also the invariable custom to rigidly attach the shank of the breast-chain ring or holdback-staple, which was apt to cause the chain to twist and to jar the connections, especially should ruts cause the pole to be thrown suddenly out of its usual position.

In the accompanying drawings, Figure 1 represents a perspective of a wooden hame embracing my invention; Fig. 2, a view of the holdback attachment brace-plate before being applied thereto; Fig. 3, a view of the eye or swivel staple, which is first forged or cast and its socket cast around it, as will be described, and Fig. 4 a cross-section through the holdback attachment as applied.

The brace-plate A is cast of malleable metal or brass, and has three prongs, *a a a'*, and are about equi-distant triangularly from their ends, and when applied to the face of the hame these ends are upset to grasp its under side, and the plate when applied is thus prevented from moving. The plate A is further secured by rivets *b* through the hame. Extending from the end *a'*, and cast with the plate, is the tug-loop *c*, to receive the clip of the tug. The staple or swivel socket *d* is flaring on its under side at *d'*, for a purpose to be presently described, while on its upper or face side it has an elevated socket-bearing, *d''*, for said swivel.

The swivel-staple B is forged or made sep-

arately, and has an eye, *e*, and a web-shank, *f*, around which, according to a well-known process of manufacture, the socket-bearing of the brace-plate is cast, and the staple B swivels freely therein. In this eye *e* the holdback-ring C is welded.

The shank *f* rests flush upon the surface of the hames, and swiveling freely prevents the twisting of the breast-chain or breaking of the breast-strap when used, and also avoids the jarring and liability to break incident to a rigid connection. This joint being universal, the play of the holdback-ring is accommodated to every draft of the breast-chain from whatever position or source.

The three ends *a a a'* being triangular, and and bent over and under in the curve line of the hames, prevent the plate from moving, and brace the hames at this point. This device can be applied to any hames.

I claim—

1. The combination, with a hame, of a swiveling holdback-ring.
2. The combination of a swiveling holdback-ring with a brace-plate, in which it is socketed.
3. The brace-plate A of a holdback attachment, provided with an elevated bearing-socket, *d''*, in combination with a swiveling-eye, B, provided with a web-shank, *f*, as and for the purpose described.
4. The brace-plate A of a holdback attachment, provided with the triangular bracing-ends *a a a'*, substantially as described.
5. A brace-plate for a hames' holdback attachment, consisting of the triangular bracing-arms, the tug-loop for the clip, and an elevated socket-bearing, having an inward and an outward flare, in combination with a swiveling holdback adapted thereto, substantially as described.

In testimony whereof I have hereunto set my hand in the presence of two subscribing witnesses.

JULIUS ROBBINS.

Witnesses:

A. J. SANDERS,
B. B. ROSEBOOM.