

J. C. FREDERICK.

BABY-WALKER.

No. 188,885.

Patented March 27, 1877.

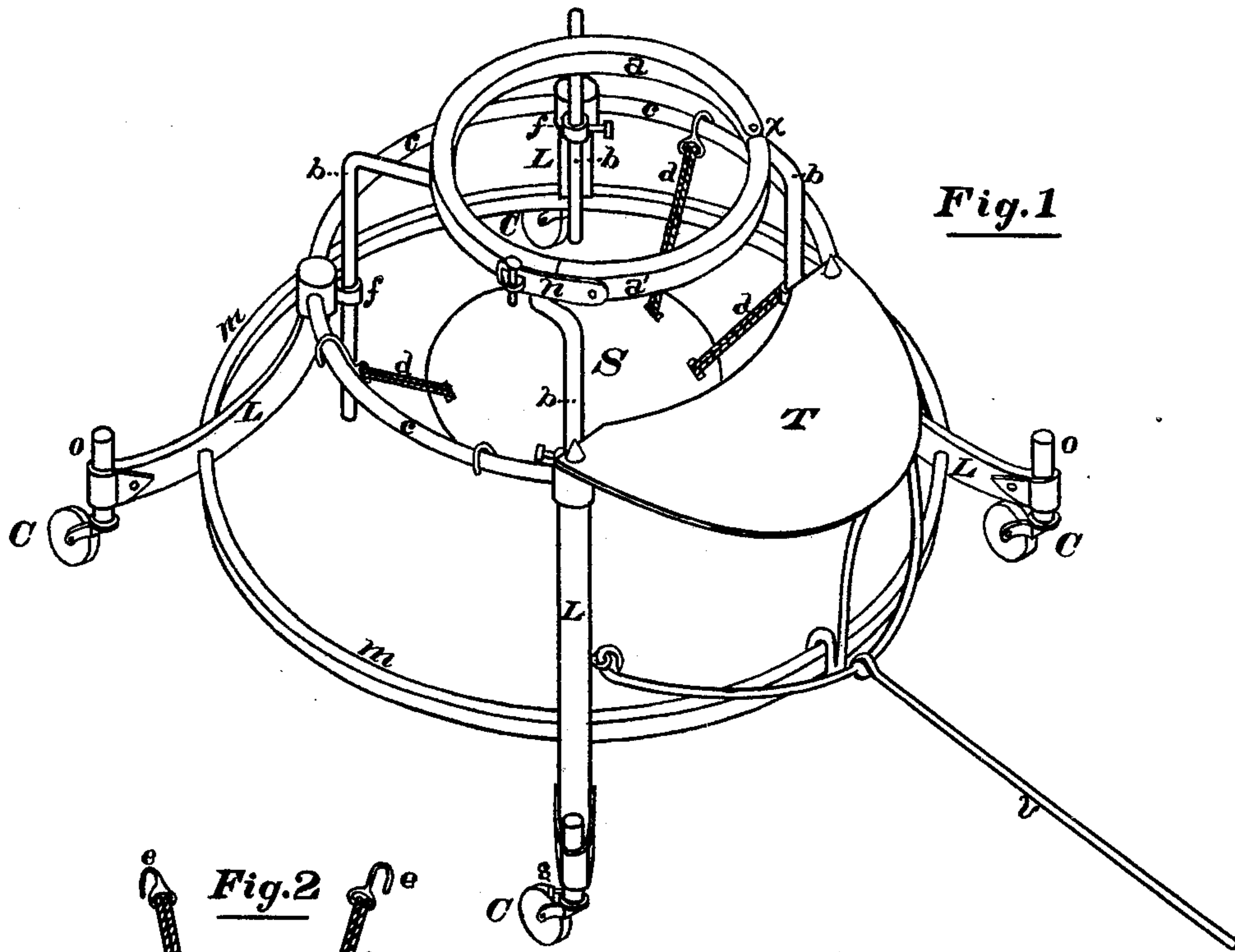


Fig. 1

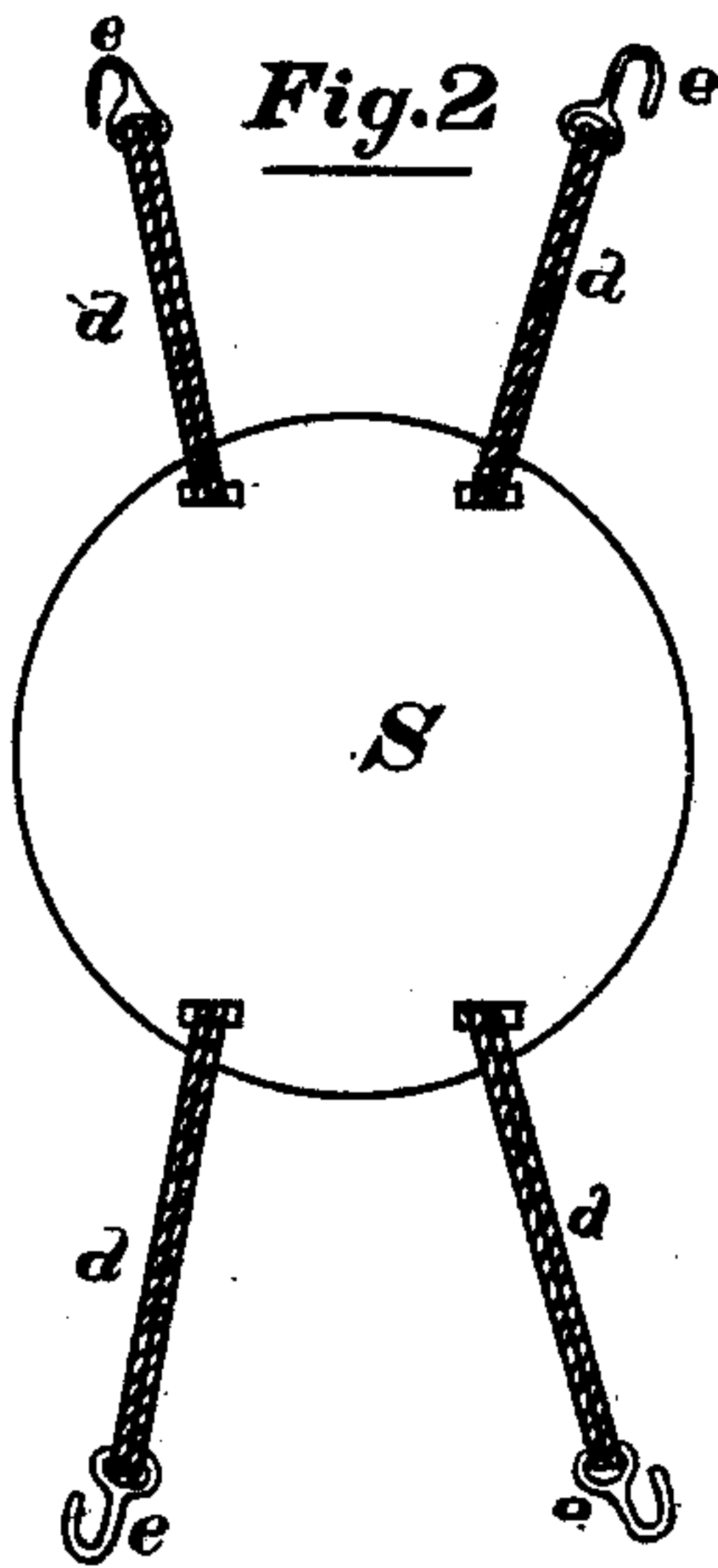


Fig. 2

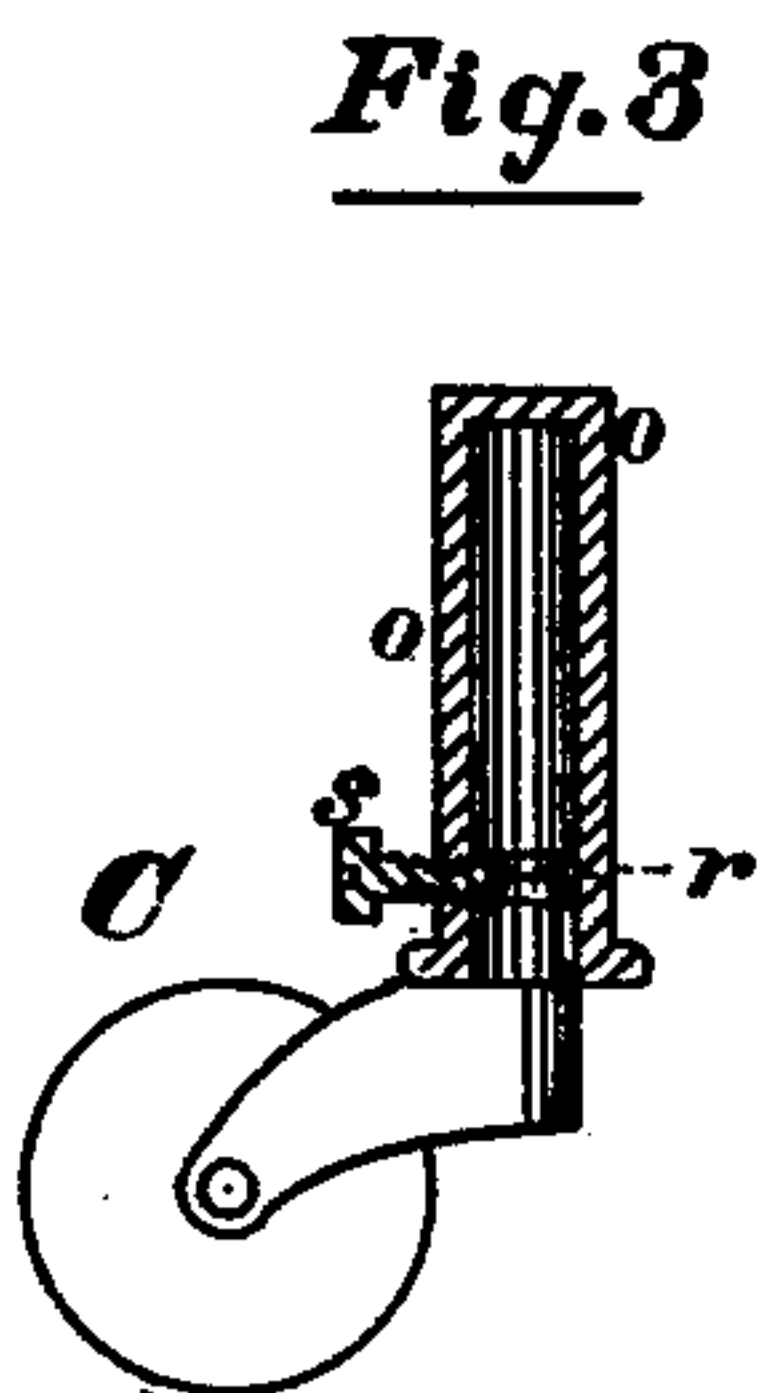


Fig. 3

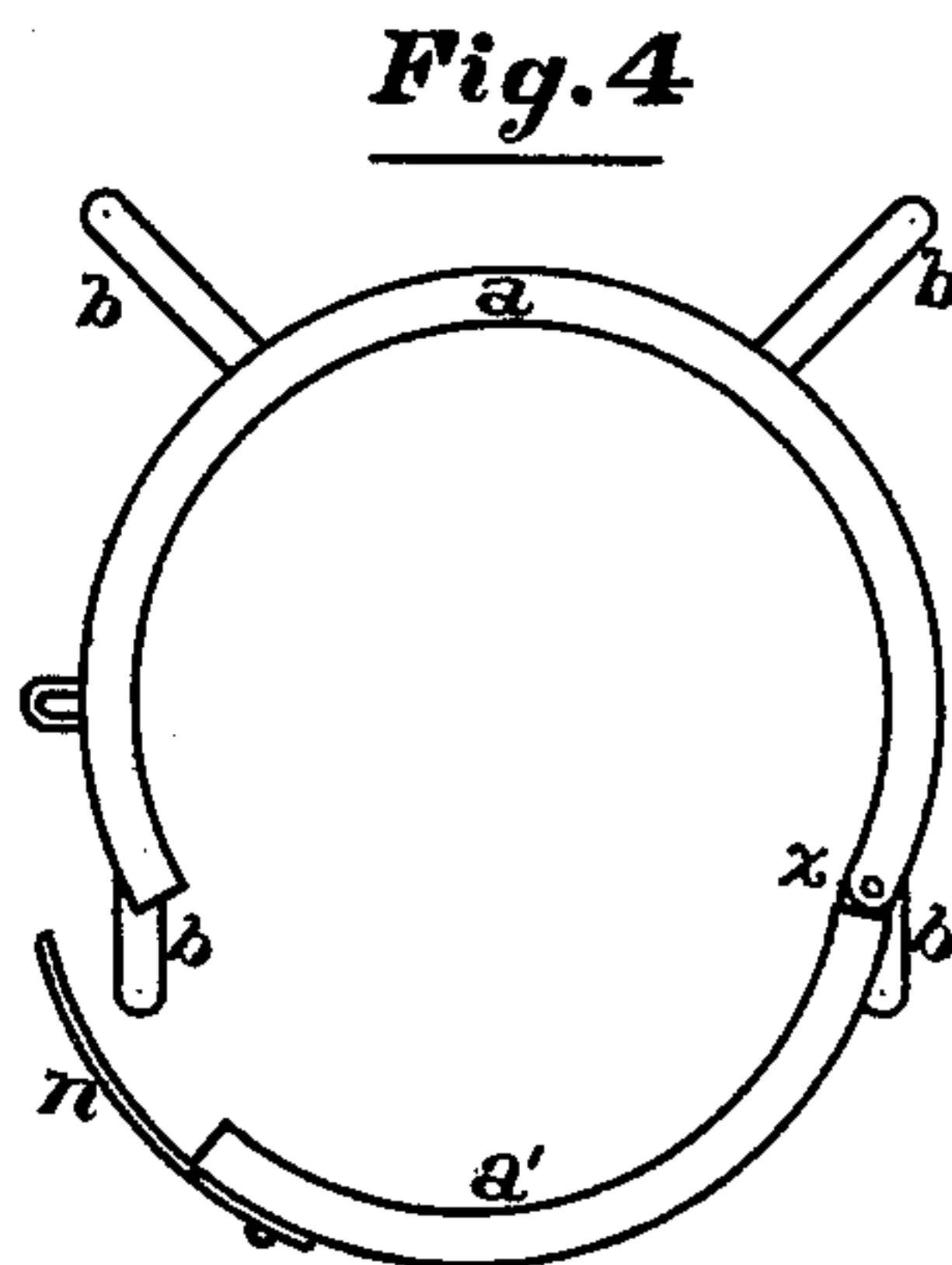


Fig. 4

Witnesses:

Julius R. Seavey
John Forsythe

Inventor:

John C. Frederick

UNITED STATES PATENT OFFICE

JOHN C. FREDERICK, OF CHICAGO, ILLINOIS, ASSIGNOR TO JOHN C. F. VON ROSENBERG-LIPINSKY, OF BURLINGTON, WISCONSIN.

IMPROVEMENT IN BABY-WALKERS.

Specification forming part of Letters Patent No. 188,885, dated March 27, 1877; application filed April 19, 1876.

To all whom it may concern:

Be it known that I, JOHN C. FREDERICK, of the city of Chicago, in the State of Illinois, have invented Improvements in a Baby-Walking Teacher and Invalid's Support, of which the following is a specification, reference being had to the accompanying drawings.

The object of my invention is to teach and assist infants and weak children to walk; also, to assist and enable invalids of any age or size to walk, by supporting the body with a circular arm-support, *a a'*, which support has attached to it legs *L*, resting on casters *C*.

As can be seen in Figure 1, it consists of two parts, the arm-support *a a'*, with the rods *b* attached thereto, constituting the upper part, and the legs *L*, joined together by two circular bands, *m* and *c*, and resting on casters *C*, forming the lower part.

The arm-support *a a'* is circular and opens, the front portion *a'* turning on a hinge, *x*, and is fastened by a band or strap, *n*. It has attached to it rods *b*, which fit into and pass through sockets *f*, attached to the upper and inner portion of the legs *L*. These rods are secured in position by means of set-screws passing into the sockets *f*, so that the arm-support can be raised or lowered to any desired height, adapting itself to persons differing in height.

The front portion of the arm-support *a'*, which opens on the hinge *x*, is fastened, by a band, *n*, to a catch, and can be drawn close or let out, to suit persons of different sizes. The open arm-support allows children to be placed in it without disarranging their clothing.

The legs *L* are joined together by circular bands *m* and *c*. In the upper band *c* is left a space in front, for the purpose of enabling children to be placed in position with ease and without disarranging their clothing. The legs *L* curve downward and outward from above, making the base wide and preventing upsetting, and rest on casters *C*, which fit into sockets *o* at the lower part of the legs.

As may be seen in Fig. 3, every caster *C* has an annular groove, *r*, into which a set-screw, *s*, passing through the socket *o* in the

lower portion of the leg, is fitted. The screws being loosened, the device can be propelled with ease in any direction; but, when desired, it can be moved only straight forward or backward by arranging the casters and tightening the screws, thus holding the casters in the desired position. This result is especially desirable in the case of a child just beginning to walk, any strain of the limbs being prevented which might arise from sudden lateral motion of the device. The annular groove *r*, with the screw *s* fitting therein, prevents the caster from falling out whenever the device may be lifted.

There is a swinging seat, *S*, fastened by four straps, *d*, with hooks *e*, to the upper band *c*. There is a table, *T*, two corners of which rest upon the fore legs, with pins fitting into sockets, and having the front supported by a leg which rests on the lower circular band *m*. A tongue or drag-handle, *v*, fastened to the middle part of the fore legs by means of hooks fitting into rings, is shown in Fig. 1.

Thus the device can be converted into a play-chair or house-carriage at pleasure. The tongue is of service in assisting the child beginning to walk.

What I claim as my invention, and desire to secure by Letters Patent, is—

1. The hinged adjustable arm-support *a a'*, having arms or rods *b* secured thereto, arranged to operate in combination with the outwardly-curved legs *L*, united by rings *c* and *m*, and provided with sockets *f* and casters *C*, substantially as and for the purpose specified.

2. The combination of the seat *S*, united legs *L*, casters *C*, and tongue or drag-handle *v*, substantially as and for the purpose specified.

3. The combination of the arm-support *a a'* and legs *L*, united and connected together as described, with the casters *C* and drag-handle or tongue *v*, substantially as and for the purpose specified.

JOHN C. FREDERICK.

Witnesses:

JULIEN R. SEAVEY,
JOHN FORSYTHE.