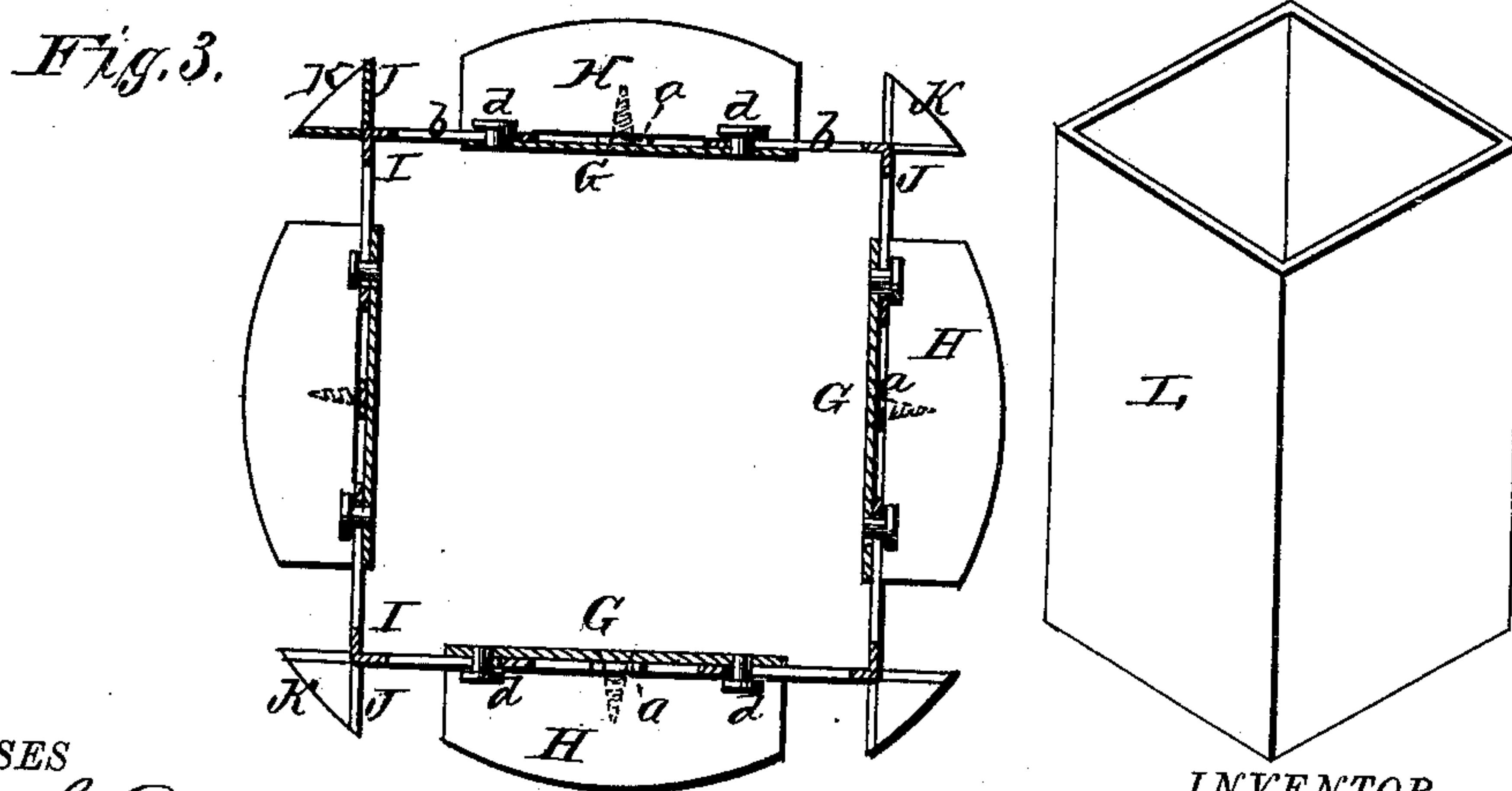
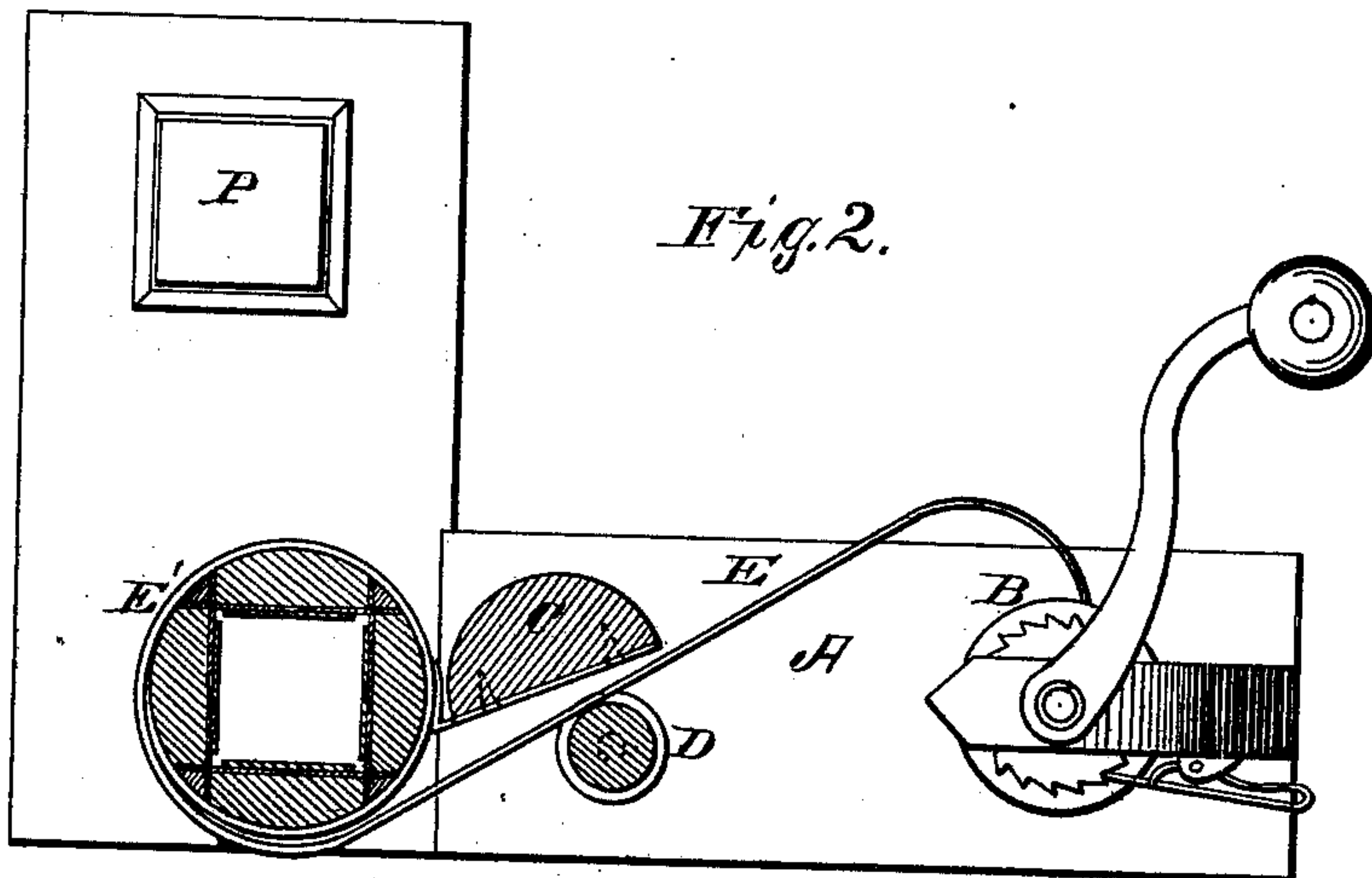
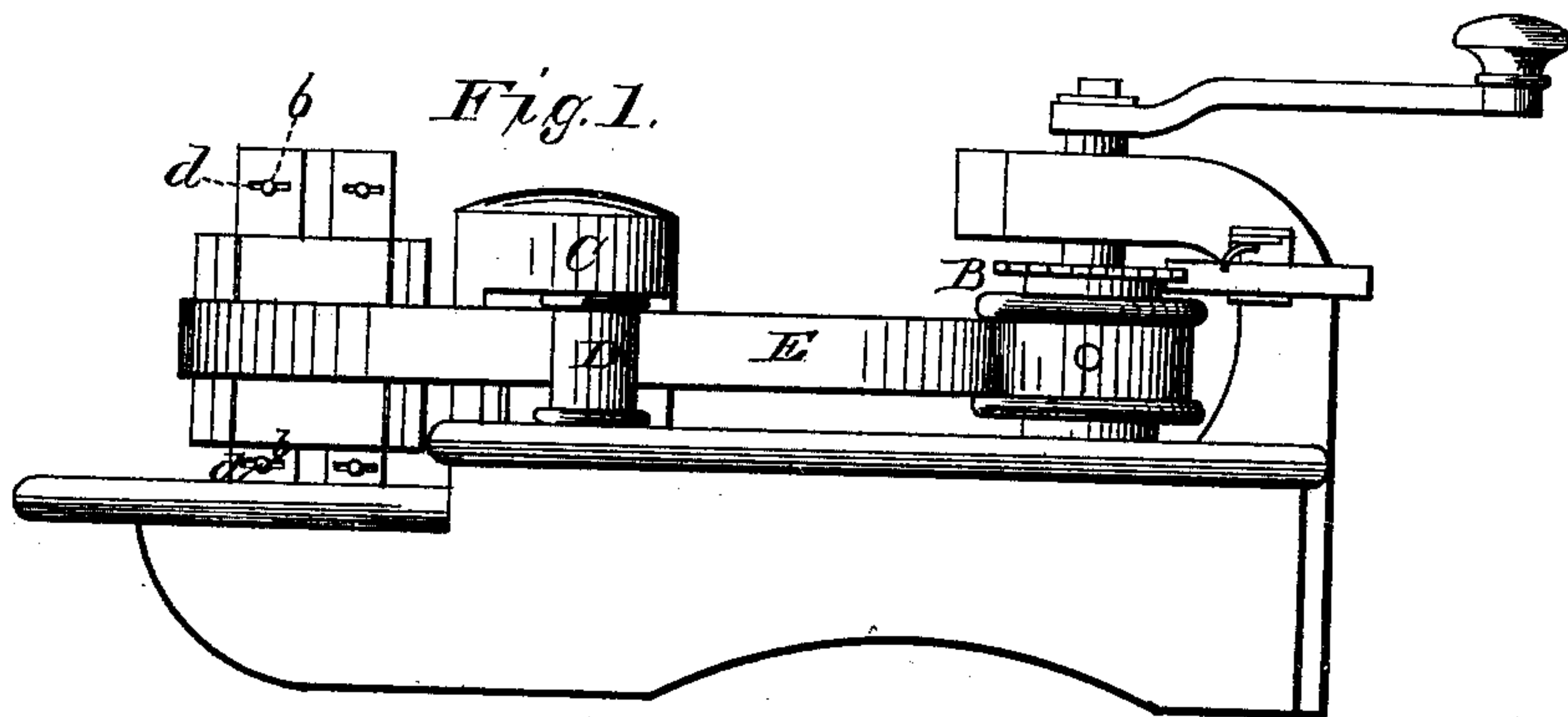


I. A. WILSON.
CIGAR-BUNDLER.

No. 188,716.

Patented March 20, 1877.



WITNESSES
Frank L. Durand.
C. L. Ewert.

INVENTOR
Isaac A. Wilson.
By Alexander Watson
Attorneys

UNITED STATES PATENT OFFICE.

ISAAC A. WILSON, OF ZANESVILLE, OHIO.

IMPROVEMENT IN CIGAR-BUNDLERS.

Specification forming part of Letters Patent No. **188,716**, dated March 20, 1877; application filed August 12, 1876.

To all whom it may concern:

Be it known that I, ISAAC A. WILSON, of Zanesville city, in the county of Muskingum and in the State of Ohio, have invented certain new and useful Improvements in Cigar Bundling and Packing Machine; and do hereby declare that the following is a full, clear, and exact description thereof, reference being had to the accompanying drawings, and to the letters of reference marked thereon, making a part of this specification.

My invention is intended as an improvement upon the cigar bunching and pressing machine for which Letters Patent No. 177,608 were granted to S. and A. Woodard, May 16, 1876; and it consists in the construction and arrangement of a form in which the cigars are pressed, as will be hereinafter more fully set forth.

In order to enable others skilled in the art to which my invention appertains to make and use the same, I will now proceed to describe its construction and operation, referring to the annexed drawing, in which—

Figure 1 is a side elevation of the cigar-packing machine embodying my invention. Fig. 2 is a plan view of the same. Fig. 3 is an enlarged plan view of the form.

A represents the bed or table; B, the windlass; C, the standard; D, the roller; and E, the metallic band with loop E', all constructed and arranged substantially in the same manner as described in the patent above referred to.

The form used in which to press the cigars is constructed as follows:

Four metal plates, G, are attached to as many wooden segments, H, on their straight sides. These plates are set off from the segments by inserting short strips *a* of brass down the center of the segment; or a slight rise in the wood will answer the same purpose, so that there will be a sufficient space left on each side of the center to admit of L-shaped plates or triangles I being inserted between them and travel backward and forward, or out and in, said plates or triangles forming the corners of the form.

The triangles or L-shaped plates I and the plates G extend a suitable distance above and below the wooden segments. The L-shaped

plates are provided with transverse slots *b*, passing over pins *d* on the outside of the plates G, so as to limit the movement of said triangles.

On the outside corner of each triangle is fastened another triangle, J, either by soldering or riveting. These outside triangles are of the same height as the segments, and are filled with wooden bars K, which are rounded on their outer edges so as to form a circle with the segments when the form is closed.

The form thus constructed is closed and placed in the loop E' of the metallic band E, which band is then loosened to its full size, when, by putting the hand inside of the form, said form may be distended to the necessary size for the number of cigars required to be bundled or pressed. After the cigars are placed in the form and straightened with an even the windlass B is turned by means of its crank-handle, and the loop E' is closed upon the form, drawing the same together, and thereby compressing the cigars as much as may be desired.

When sufficiently compressed the end of a paper casing, L, is slipped over the top of the plates G I. The loop E' is then loosened and the form, with the cigars in it, and paper casing attached to the top, are taken in the hands, the bottom of the form placed over a square block, P, and the cigars pushed up into the paper casing by gently pressing downward.

After they are in the paper casing said casing, with the cigars contained therein, is removed, and the cigars laid away to dry in the paper casing for from twelve to twenty-four hours, according to the dampness of the cigars.

After they are dry the square block P is used to push the cigars upward through the paper tube, so that paper bands may be used or ribbons for tying them, when the cigars are ready for boxing.

I do not claim the combination of the bed or table, the windlass, standard, roller, and metallic band with loop, as such is shown in the patent of Woodard, hereinbefore referred to.

Having thus fully described my invention, what I claim as new, and desire to secure by Letters Patent, is—

1. The combination of the metal plates G, having pins *d*, the wooden segments H, L-shaped plates or triangles I, provided with transverse slots *b*, the triangles J, and wooden strips K, all constructed substantially as and for the purposes herein set forth.

2. The combination of the form herein described, consisting of the parts G, H, I, J, and K, with the paper casing L and square block

P, substantially as and for the purposes herein set forth.

In testimony that I claim the foregoing I have hereunto set my hand this 27th day of July, A. D. 1876.

ISAAC A. WILSON.

Witnesses:

JOHN R. STONESIPHER,
LLEWYLLEN SCARVELL.