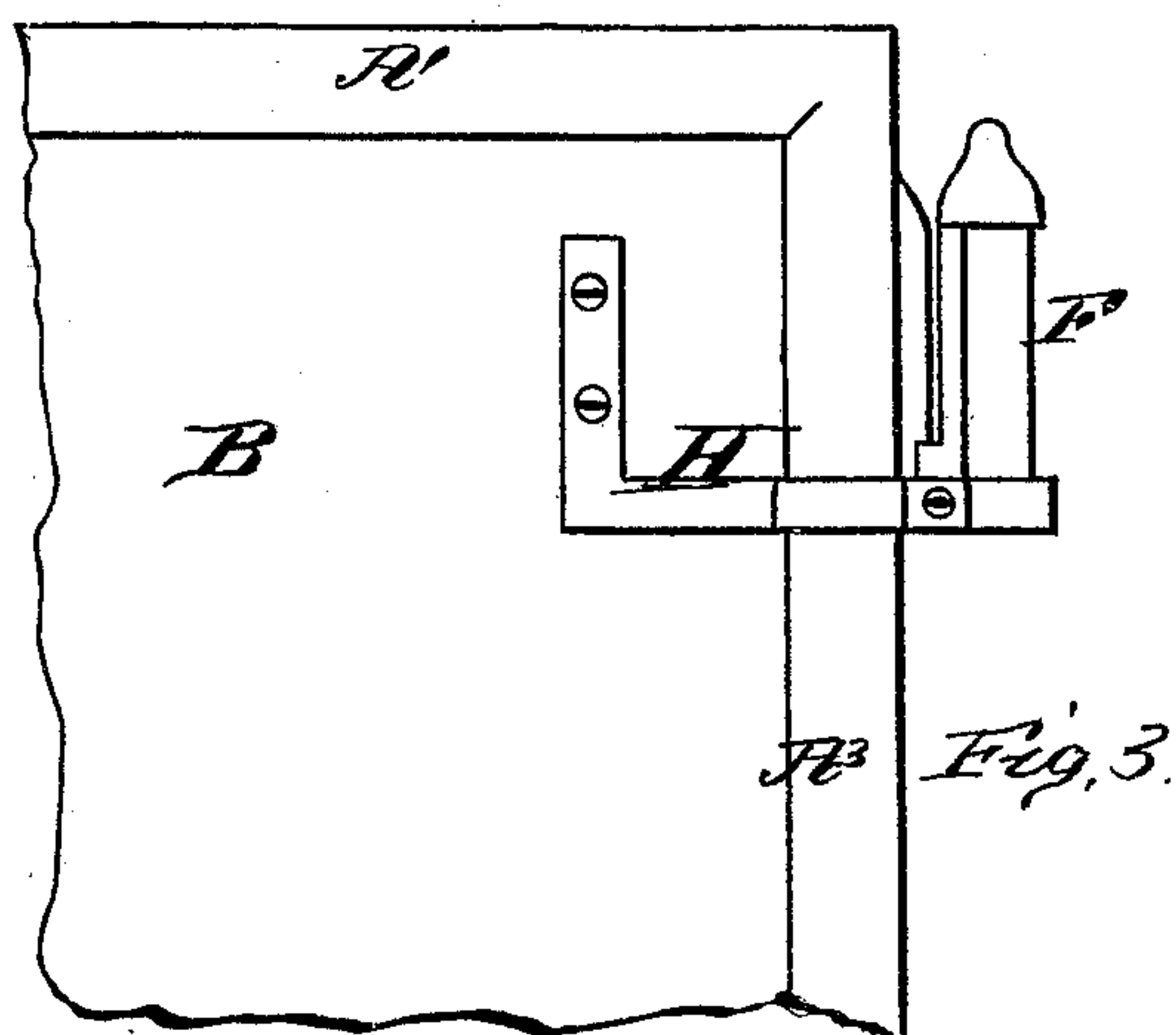

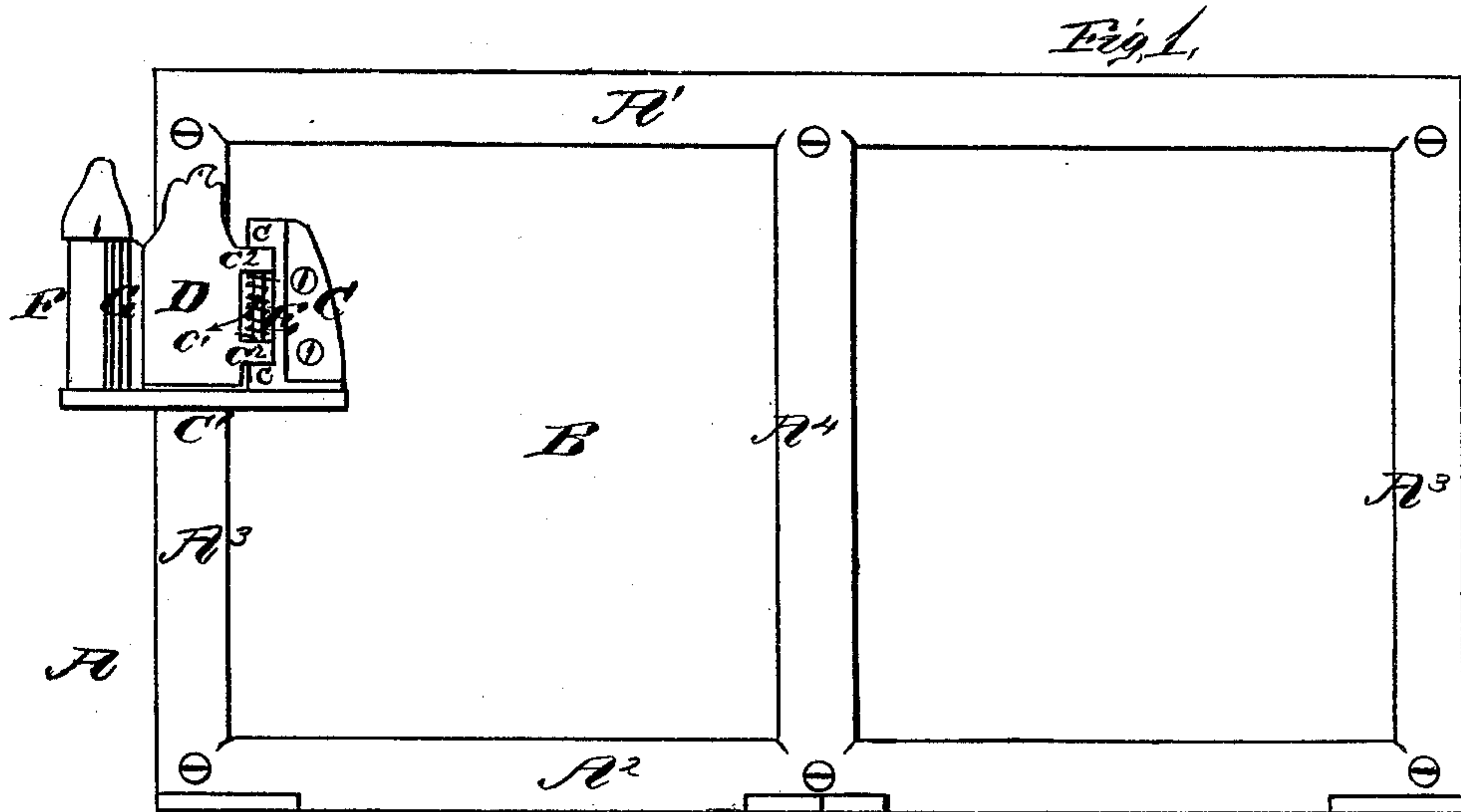


W. CALLAWAY.

REIN-HOLDER.

No. 188,585.

Patented March 20, 1877.



WITNESSES

E. H. Bates
George C. Upham

INVENTOR.

William Callaway.
Gilmore, Smith & Co.

ATTORNEYS.

UNITED STATES PATENT OFFICE

WILLIAM CALLAWAY, OF ELWOOD, INDIANA.

IMPROVEMENT IN REIN-HOLDERS.

Specification forming part of Letters Patent No. **188,585**, dated March 20, 1877; application filed February 3, 1877.

To all whom it may concern:

Be it known that I, WILLIAM CALLAWAY, of Elwood, in the county of Madison and State of Indiana, have invented a new and valuable Improvement in Rein-Holders and Dash-Boards; and I do hereby declare that the following is a full, clear, and exact description of the construction and operation of the same, reference being had to the annexed drawings, making a part of this specification, and to the letters and figures of reference marked thereon.

Figure 1 of the drawings is a representation of an inside view of my rein-holder and dash-board, and Fig. 2 is a horizontal sectional view thereof. Fig. 3 is an outside view of the same.

This invention relates to rein-holders; and consists in the construction and arrangement hereinafter particularly described.

In the accompanying drawings, A designates the frame of a dash-board. C designates the attaching-plate of a rein-holder, and C' a base-plate for said holder, cast therewith or rigidly attached thereto. On the outer edge of said vertical attaching-plate C are formed two lugs, *c c*, between which extends a vertical rod, *c¹*. On said rod is hinged a clamping-plate, D, having perforated lugs *c² c²*, which is operated on by a spring, E, wound around said rod *c¹*. The front or outer edge of this clamping-plate D is vertically grooved and ribbed, so as to correspond to a similar groove and ridge on the outer part of a vertical semi-

cylindrical casing, F, which is rigidly secured upon or formed with base-plate C'. Said casing F incloses a vertical longitudinally grooved and ridged cylinder, G. Said cylinder, casing, and clamping-plate operate together to grasp and hold the driving-reins; but said reins may be readily detached by a backward pull and lifting motion.

The parts of the rein-holder above described are all attached to the rear of the dash-board by means of plate C, and several of them may be cast in one piece.

H designates a rigid rectangular bracing-bar, which extends beyond the end of the dash-board, and is attached to the front thereof. The projecting end of said bar is secured to the lower part of casing F by means of a screw, or in any other convenient manner. This attachment serves to brace the rein-holder and retain it in place.

What I claim as new, and desire to secure by Letters Patent, is—

The grooved cylinder G, revolving in the casing F, in combination with the clamping-plate D and spring E, substantially as described, and for the purpose set forth.

In testimony that I claim the above I have hereunto subscribed my name in the presence of two witnesses.

WILLIAM CALLAWAY.

Witnesses:

F. M. HUSTON,
W. S. REEDER.