

E. W. SMITH.
BOOK CARRIERS AND HOLDERS.

No. 188,199.

Patented March 6, 1877.

Fig. 1.

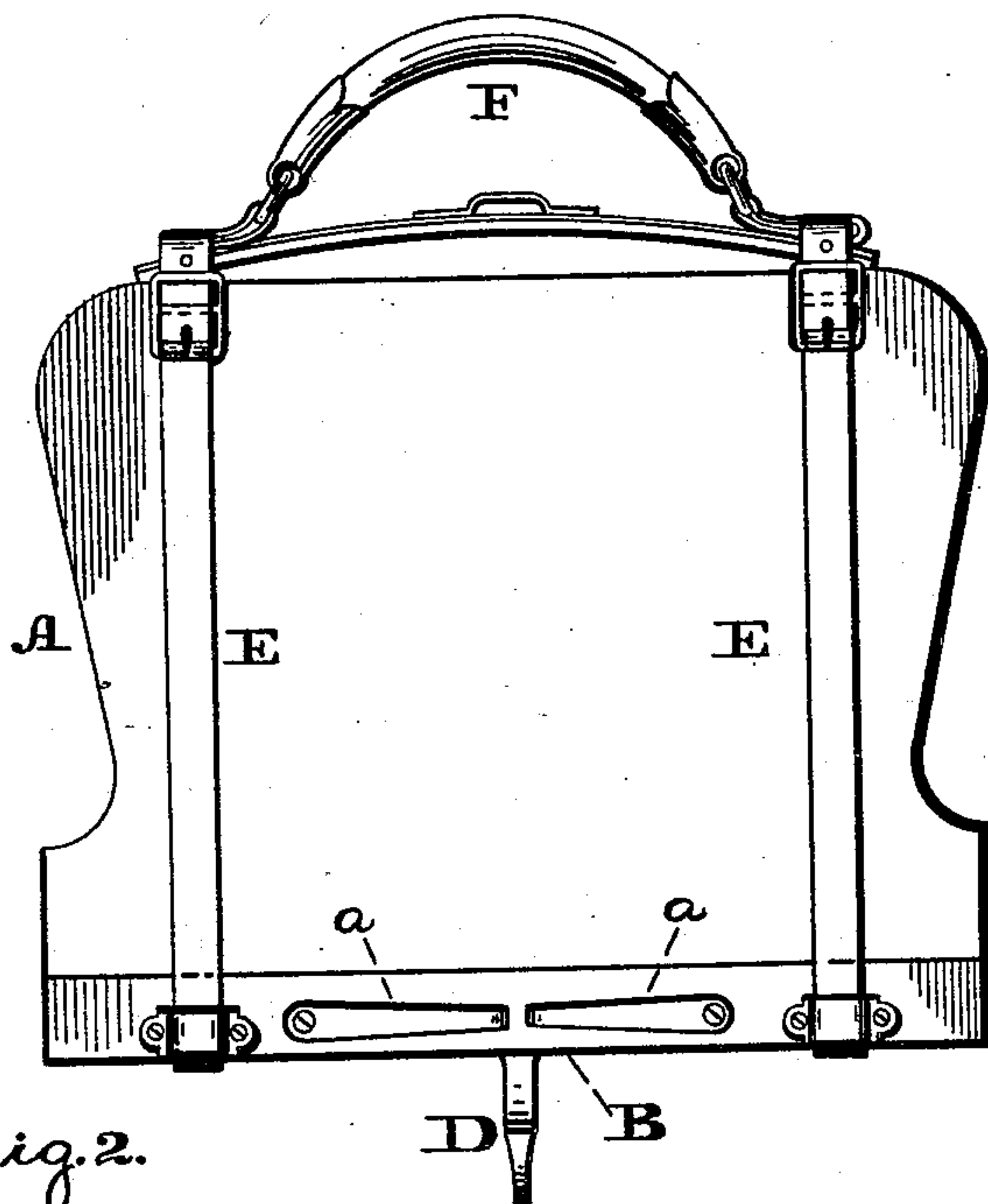


Fig. 2.

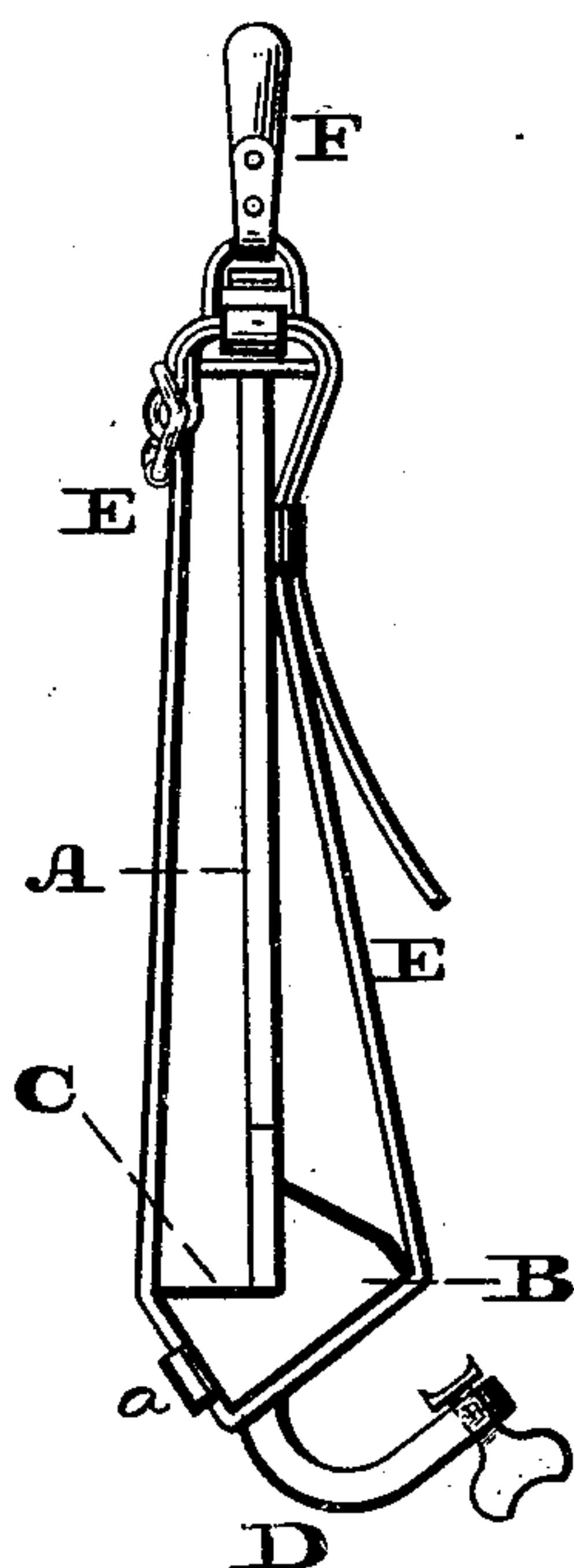
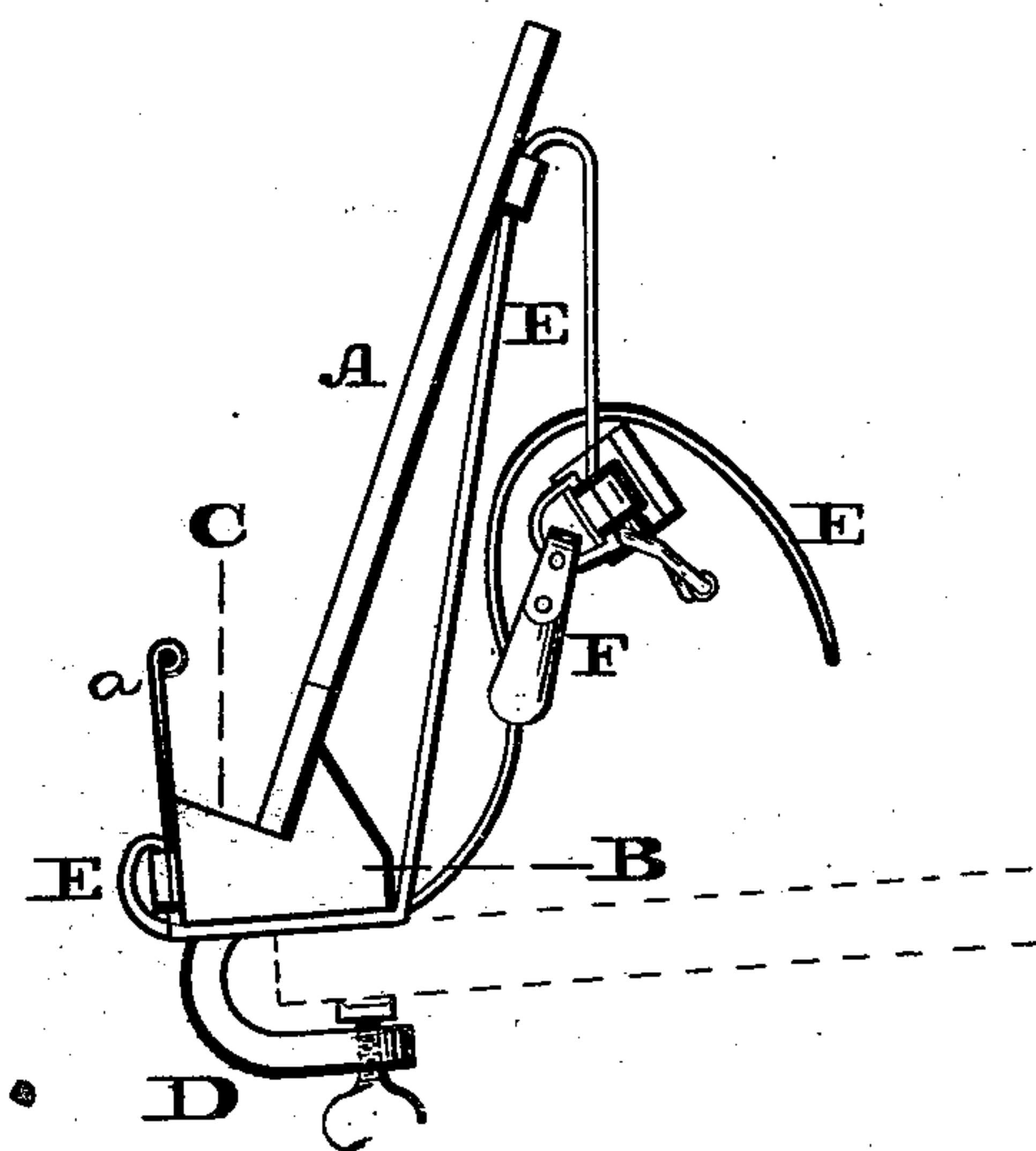


Fig. 3.



Witnesses:
Levi H. Brown
Ab. P. Grant.

Inventor:
Elizabeth W. Smith
by *John A. Wiedersheim*
Attorney.

UNITED STATES PATENT OFFICE.

ELIZABETH W. SMITH, OF PHILADELPHIA, ASSIGNOR TO DANIEL SUTTER,
OF SAME PLACE, AND ARTHUR MILLER, OF MOORESTOWN, PA.

IMPROVEMENT IN BOOK CARRIERS AND HOLDERS.

Specification forming part of Letters Patent No. **188,199**, dated March 6, 1877; application filed
November 3, 1876.

To all whom it may concern :

Be it known that I, ELIZABETH W. SMITH, of the city and county of Philadelphia and State of Pennsylvania, have invented a new and useful Improvement in a Combined Book Carrier and Holder; and I do hereby declare the following to be a clear and exact description of the nature thereof, sufficient to enable others skilled in the art to which my invention appertains to fully understand, make, and use the same, reference being had to the accompanying drawings, making part of this specification, in which—

Figure 1 is a front view of the device embodying my invention. Figs. 2 and 3 are side views thereof.

Similar letters of reference indicate corresponding parts in the several figures.

My invention consists of a combined book carrier and holder, either member of which may be brought into service, so that books may be conveniently carried and the device afterward clamped to a desk, table, or otherwise, for holding or supporting the books while open.

Referring to the drawings, A represents a book-holder, consisting of a board or plate to whose lower end is secured a base, B, which projects in front thereof, so as to leave a ledge, C. To the under side of the base there is connected a curved arm, through which is fitted a screw, the two forming a clamp, D, for securing the holder A to a desk, table, or other place of application.

E represents two or more straps, which are connected to the holder or its base and passed around the same. Buckles are secured to the end of each strap, so that the other end thereof may be connected thereto, whereby books, &c., may be clamped or secured by the straps, after the manner of book-carriers at present in use. A handle, F, is attached to the strap at what will be the top of the device, so that the holder A, the straps E, and the applied articles may be conveniently carried.

It will be seen that the board or plate of the holder will act as a support for the books or

other articles clamped or strapped there-against, and the ledge C of the base will prevent downward displacement of said books or articles.

When the device is to be used as a holder, the straps will be unbuckled and thrown to the rear, and the clamp D fitted to the desk, table, or other place of application, and secured thereto by tightening the screw of the clamp, the clamp being so located or shaped that the board or plate of the holder A will set rearward or in an angular position, as shown in Fig. 3.

It is evident that a spring-clamp may be employed in lieu of the screw-clamp; and while, in many respects, said spring-clamp is more convenient, the operation will be the same as has been stated.

A book may now be placed on the ledge C and rested against the board or plate of the holder, and if the book is to be held opened, fingers *a*, hinged to base B, may be thrown up, so as to prevent closing of the leaves.

When the books are again to be carried, release the screw of the clamp, arrange the books on the holder, pass the straps around the books and buckle the same, and grasp the handle F, all parts being in their normal position, and the carrier, as such, is restored.

Having thus described my invention, what I claim as new, and desire to secure by Letters Patent, is—

1. The combined book carrier and holder, the same consisting of the board A, with base B and projecting ledge C, in combination with the holding-straps E, passing around the board, and connected at top by the carrying-handle F, substantially as and for the purpose set forth.

2. The holder A B, with clamp D and straps E, substantially as and for the purpose set forth.

ELIZABETH W. SMITH.

Witnesses:

JOHN A. WIEDERSHEIM,
J. W. HAMPTON, Jr.